

2022
DELAWARE

Annual Comprehensive
Financial Report

For the Fiscal Year Ended
June 30, 2022

State of Delaware

Annual Comprehensive Financial Report

For the Fiscal Year Ended June 30, 2022

John Carney
Governor

Richard J. Geisenberger
Secretary, Department of Finance

Jane L. Cole, CPA
Director, Division of Accounting

Prepared by the Department of Finance, Division of Accounting

This document and related information is available at <http://accounting.delaware.gov>.

Acknowledgments

The State of Delaware's Annual Comprehensive Financial Report was prepared by the Department of Finance, Division of Accounting, Financial Accounting & Reporting Section:

Lisa Elder, CPA

Deputy Director of Financial Reporting

Melanie Moore, CPA

Manager of Financial Reporting and Internal Control

Michael Craft

State Accountant V

Jessica Frazier

State Accountant V

Georgianna Luppino

State Accountant IV

Leann Messina

State Accountant IV

Kelsey Thomas

State Accountant IV

Sherry Greene

State Accountant IV

Special appreciation to:

All fiscal and accounting personnel throughout the State whose efforts and cooperation to submit accurate, timely financial data for their agencies made this report possible.

State of Delaware
Annual Comprehensive Financial Report
For the Fiscal Year Ended June 30, 2022
Table of Contents

INTRODUCTORY SECTION

Letter of Transmittal	i
Certificate of Achievement for Excellence in Financial Reporting	ix
Selected State Officials	x
Organizational Chart	xi

FINANCIAL SECTION

Independent Auditors' Report	1
Management's Discussion and Analysis	4

Basic Financial Statements

Government - Wide Financial Statements

Statement of Net Position	21
Statement of Activities	22

Governmental Fund Financial Statements

Balance Sheet	23
Reconciliation of the Governmental Funds Balance Sheet to the Statement of Net Position	24
Statement of Revenues, Expenditures, and Changes in Fund Balances (Deficits)	25
Reconciliation of the Net Changes in Fund Balances - Total Governmental Funds to Change in Net Position of Governmental Activities	26

Proprietary Fund Financial Statements

Statement of Net Position	27
Statement of Revenues, Expenses and Changes in Fund Net Position	28
Statement of Cash Flows	29

Fiduciary Fund Financial Statements

Statement of Fiduciary Net Position	30
Statement of Changes in Fiduciary Net Position	31

Discretely Presented Component Unit Financial Statements


Combining Statement of Net Position	32
Combining Statement of Activities	33

Table of Contents
(continued)

	<u>Page</u>
Notes to the Financial Statements	
Note 1 - Summary of Significant Accounting Policies	34
Note 2 - Cash, Investments and Restricted Assets	52
Note 3 - Fair Value of Investments	69
Note 4 - Receivables	76
Note 5 - Interfund Balances and Transfers	78
Note 6 - Capital Assets	80
Note 7 - Deferred Outflows and Inflows of Resources	82
Note 8 - General Obligation Bonds	84
Note 9 - Revenue Bonds	86
Note 10 - Loans and Notes Payable	96
Note 11 - Lease Commitments	99
Note 12 - Other Long-Term Obligations	102
Note 13 - Changes in Long-Term Obligations	103
Note 14 - Risk Management	104
Note 15 - Other Post-Employment Benefits (OPEB)	105
Note 16 - Pensions	112
Note 17 - Commitments	134
Note 18 - Contingencies	134
Note 19 - Governmental Fund Balances	135
Note 20 - Tax Abatements	138
Note 21 - No Commitment Debt	138
Note 22 - Affiliated Organizations	139
Required Supplementary Information	
Notes to Required Supplementary Information	141
Budgetary Comparison Schedule - General and Special Funds	143
Statutory/Budgetary Reconciliations	144
Information About Infrastructure Assets Reported Using the Modified Approach	146
Delaware Public Employees' Retirement System (DPERS)	
Schedule of Net Pension Liability	148
Schedule of Contributions	154
DelDOT - Delaware Transit Corporation - Pension Data:	
Schedule of Net Pension Liability	156
Schedule of Contributions	158
OPEB Trust:	
Schedule of Net OPEB Liability	160
Schedule of Contributions	161
Delaware Transit Corporation - OPEB Trust	
Schedule of Net OPEB Liability	162

Table of Contents
(continued)

	<u>Page</u>
Supplementary Information - Combining Statements	
Combining Statement of Fiduciary Net Position	164
Combining Statement of Changes in Fiduciary Net Position	165
Investment Trust Funds:	
Combining Statement of Net Position	166
Combining Statement of Changes in Net Position	167
Custodial Funds:	
Combining Statement of Net Position	168
Combining Statement of Changes in Net Position	169
Local School District Funds:	
Combining Balance Sheet	170
Combining Schedule of Revenues, Expenditures and Changes in Fund Balances	172
 <u>STATISTICAL SECTION</u>	
Statistical Section Index	175
Net Position by Component	176
Changes in Net Position	177
Changes in Fund Balances, Governmental Funds	179
Fund Balances, Governmental Funds	181
Personal Income by Industry	182
Personal Income Tax Rates	183
Personal Income Tax Filers and Liability by Income Level	184
Franchise Taxes	185
Ratios of Outstanding Debt by Type	186
Debt Limits	187
General Obligation Debt Support	188
Pledged Revenue Coverage	189
Demographic and Economic Statistics	190
Principal Employers by Industry	191
State Employees by Function	192
Operating Indicators by Function	193
Capital Assets Statistics by Function	194
Capital Asset Balances by Function	195



Introductory Section

Annual Comprehensive Financial Report



STATE OF DELAWARE
DEPARTMENT OF FINANCE
OFFICE OF THE SECRETARY

RICHARD J. GEISENBERGER
SECRETARY OF FINANCE

January 27, 2023
To the Citizens, Governor, and
Members of the Legislature of the
State of Delaware:

It is my pleasure to present the Annual Comprehensive Financial Report (ACFR) for the State of Delaware (the State) for the fiscal year ended June 30, 2022. This report has been prepared in accordance with U.S. generally accepted accounting principles (GAAP) applicable to state and local governments, as prescribed by the Governmental Accounting Standards Board (GASB). The State continues to follow the recommendations of the Government Finance Officers Association of the United States and Canada (GFOA) for the form and content of government financial reports and participates in the GFOA's program for the Certificate of Achievement for Excellence in Financial Reporting.

Responsibility for both the accuracy of the data, as well as the completeness and fairness of the ACFR's presentation, rests with the Department of Finance. The management of the Department of Finance has established a comprehensive framework of internal control to provide a reasonable basis for asserting that, to the best of our knowledge and belief, the information presented is accurate in all material respects and fairly sets forth the State's financial position and results of operations in accordance with GAAP. All disclosures necessary to enable the reader to gain an understanding of the State's financial activities are included.

The report is presented in these sections: introductory, financial, and statistical. The introductory section includes this transmittal letter, a list of selected State officials, the State's organizational chart, and the GFOA Certificate of Achievement. The financial section includes the independent auditors' report, management's discussion and analysis (MD&A), basic financial statements, notes to the basic financial statements, and required supplementary information. The statistical section includes selected financial, demographic, and economic information.

GASB Statement No. 34, Basic Financial Statements and Management's Discussion and Analysis for State and Local Governments, requires that management provide a narrative introduction, overview, and analysis to accompany the basic financial statements in the form of an MD&A. This letter of transmittal is designed to complement the MD&A and should be read in conjunction with it. The State's MD&A can be found immediately following the report of the independent auditors.

PROFILE OF THE GOVERNMENT

The State is located on the eastern seaboard of the United States and is bordered by the Atlantic Ocean, the Delaware Bay and the states of New Jersey, Pennsylvania and Maryland. The State is 96 miles long and has a land area of 1,955 square miles. Population estimates from the U.S. Census Bureau in July 2021 indicate over 1,003,000 people reside here. As the first state to ratify the United States Constitution on December 7, 1787, the State of Delaware is known as "The First State." The structure of the State's government, which is similar to other states, consists of three branches that operate through a system of checks and balances. The executive branch is comprised of the Governor, Lt. Governor, State Treasurer, State Auditor, Attorney General and Insurance Commissioner. The legislative branch is bicameral and consists of a 21-member Senate and a 41-member House of Representatives. The judicial branch includes the Supreme Court, Superior Court, Court of Chancery, and other courts.

The State's reporting entity reflected in the ACFR, which is described more fully in Note 1 to the basic financial statements, conforms to the requirements of GASB Statement No. 61, The Financial Reporting Entity: Omnibus and amendment of GASB Statements No. 14 and No. 34. The objective of this Statement is to improve financial reporting for a governmental financial reporting entity, to better meet user needs and to address reporting entity issues that have arisen since the issuance of Statements No. 14 and No. 34. Consequently, the transmittal letter, MD&A, and the financial statements focus on the primary government and its activities. Although information pertaining to the discretely presented component units is provided, their separately issued financial statements should be read to obtain a complete overview of their financial position.

The State budgets and controls its financial activities on the cash basis of accounting during its fiscal year. In compliance with State law, the State records its financial transactions in either of two major categories - the budgetary general fund or budgetary special funds. References to these funds include the terms "budgetary" or "budgetary basis" to differentiate them from the GAAP funds of the same name which encompass different funding categories. GAAP fund definitions for accounting purposes differ from those of the budgetary basis. General and special funds are fully explained in Note 1 to the basic financial statements.

The budgetary general fund provides for the cost of the State's general operations and is credited with all tax and other revenue of the State not dedicated to budgetary special funds. All disbursements from the budgetary general fund must be authorized by appropriations of the General Assembly.

Budgetary special funds are designated for specific purposes. The appropriate budgetary special fund is credited with tax or other revenue allocated and is charged with the related disbursements. Examples of specific uses of budgetary special funds include the Transportation Trust Fund, which collects some of its revenue through motor fuel taxes and tolls. Federal payments, unemployment compensation and local school funds are examples of nonappropriated special funds. Some special funds, such as the Delaware State Housing Authority and the State Pension Office, contain both appropriated funds for operations and non-appropriated funds for specific programs, such as public housing and pension benefits.

Federal funds, which are credited to budgetary special funds, are not appropriated, but are subject to the review and approval of the State Office of Management and Budget and the Delaware State Clearinghouse Committee for Federal Aid Coordination. The Committee is comprised of 10 members, including the Secretary of Finance, Director of the Office of Management and Budget, Director of the Division of Small Business, the Controller General, and six legislators.

Budgetary Control and Financial Management Systems

Disbursements are controlled by an encumbrance accounting system, via purchase orders, designed to provide information on the actual extent of the State's obligations and guard against over-committing available funds. Appropriations are reduced immediately when purchase orders are issued for goods and services. The total amount of budgetary general fund cash disbursements, plus unliquidated encumbrances, cannot exceed the amount appropriated by the General Assembly for any specific budgetary line items by department. Internal controls prevent State organizations from spending beyond budgetary limits and statutory requirements described in the Budget and Accounting Manual (the BAM), which dictates the process for handling cash, assets, the use of credit cards, payroll, procurement, budgeting and approvals over all financial transactions. (See Notes to Required Supplementary Information for more details.)

The majority of the State's financial transactions are processed through the statewide accounting system, which is a comprehensive, enterprise-wide financial system. However, certain special funds have financial activity external to that system, such as the Delaware Transportation Authority, the Delaware State Housing Authority and Delaware State University. This activity is governed in strict adherence to legislative regulations and guidelines established by their boards. In addition, these entities are audited annually and produce published financial reports.

Budget Process

Each fall, State organizations submit requests for operating and capital funds for the next fiscal year to the Office of Management and Budget and public hearings are held to review the requests. The Governor's proposed operating and capital budgets for the general fund and special funds, including the Transportation Trust Fund, are then drafted and presented by the Governor to the General Assembly in January. The General Assembly's Joint Finance and Joint Capital Improvement Committees hold hearings and mark up the Governor's proposed operating and capital budgets. As amended, the budgets are expected to be enacted on July 1.

Appropriation Limit

The State Constitution limits annual appropriations by majority vote of both houses of the General Assembly to 98% of estimated budgetary general fund revenue plus the unencumbered budgetary general fund balance from the previous fiscal year. An exception to this limit may be made in the event of a declared emergency, with the approval of a three-fifths vote of the members of each house of the General Assembly. No appropriation may be made which exceeds

100% of estimated budgetary general fund revenue plus the unencumbered general fund balance from the previous fiscal year.

Tax Limitations

The State Constitution was amended in May 1980 to limit tax and license fee increases or the imposition of any new taxes or fees to a three-fifths vote of each house of the General Assembly, rather than by a simple majority vote. An exception exists for tax increases to meet debt service on outstanding obligations of the State for which insufficient revenue is available when such debt service is due.

ECONOMIC CONDITION AND OUTLOOK

Delaware's recent economic performance has been mixed as the State continues to recover from the pandemic. The State currently has 5,000 fewer jobs than immediately prior to the pandemic, one of 32 states (including Washington, DC) which have yet to fully recover two and a half years later. Employment in the education and health service industry stands at a level 5,100 below where it was at the start of the pandemic. Accommodation and food services, one of the hardest-hit industries, is almost 2,000 jobs below its February 2020 level. Transportation, warehousing and utilities is the strongest performer, gaining 2,500 jobs, as Delaware's prime east coast location and improved transportation network have drawn increasing attention from distribution and logistics companies. Delaware's key finance industry has essentially regained all the jobs lost during the pandemic and its aftermath—the higher interest rate environment will likely benefit this sector in the near term.

The unemployment rate, which peaked at 13.3% in May 2020, stands at 4.5%. Improvement had generally been steady through the end of 2021, but for most of 2022 unemployment has hovered around 4.5%. In contrast, the national unemployment rate has improved from 14.7% in April 2020 to 3.7%, but also has essentially stagnated throughout 2022. Delaware, though, is not far off from its neighbors, in all of which unemployment is 4.0% or higher, as the economies of many states in the northeast have hit a soft patch. At least a part of the reason for Delaware's relatively higher unemployment rate is that growth in the labor force (individuals employed or actively looking for work, the denominator of the unemployment rate) is sixth best in the country since the onset of the pandemic. Many of the individuals who have reentered the labor force have not found jobs, so the number of unemployed has increased 26%. But these individuals believe their short-term employment prospects are promising, as opposed to those in Delaware's neighbors, all of whose labor forces have declined over the past two and a half years.

In the first quarter of 2022, per capita personal income stood at \$59,998, 94% of the national figure, several percentage points lower than the pre-pandemic level, but ranked 24th nationwide. Since the first quarter of 2021 per capita personal income has declined 2.5%—due to dramatic reductions in government transfer payments—a performance that is 16th best in the nation (only two states and DC showed positive growth). Total personal income grew 6.9% in calendar year 2021, ranking 29th, though again ahead of Maryland, New Jersey and Pennsylvania, which increased 5.6%, 6.2% and 5.3% respectively.

By some measures, the State's housing market has cooled. The number of residential sales was down nearly 20% in August over August 2021 as was the inventory for sale, and the median time on market has increased from 13 days to 20 days. However, prices have continued to increase, growing 15% over the year. The industrial market has remained strong through mid-year, with the vacancy rate in northern Delaware falling from 1.3% to 0.4%; average lease rates increased slightly following a 30% increase in 2021. There are no signs yet of slowing, with the Middletown area in particular expected to continue to grow. The office market has weakened, as remote work and consolidations has negatively affected downtown Wilmington, though the suburban market, especially for Class A space, is stronger.

In-migration will continue to support Delaware's economy. While the State's natural population growth (births and deaths) as a percentage of the population ranked 38th nationally in 2021, domestic in-migration was fifth. The Delaware Population Consortium's most recent ten-year forecast calls for average annual population growth of 0.5%, led by Sussex County's 1.3% expected growth. The State's relatively low property tax, personal income tax treatment of retirement income (including military retirement income), and mild weather for the region suggest that Delaware will remain attractive for some time to come.

Though the national and State economies have become more sluggish recently, the most recent DEFAC forecast calls for continued growth. Employment is projected to grow by over four percent in fiscal year 2023, followed by a year of flat growth. Wage and salary income is expected to increase by over eight percent in the fiscal year, slowing to just under four percent in fiscal year 2024. After stronger-than-expected 8.2% growth in general fund revenues in fiscal year 2022, general fund revenues are forecast to remain roughly flat for the next two fiscal years, as several major revenue sources—the corporate franchise tax, corporate income tax, and realty transfer taxes—are expected to decline in one or both years.

MAJOR INITIATIVES AND LONG-TERM FINANCIAL PLANNING

Delaware completed the fiscal year ending June 30, 2022 with a General Fund cash surplus of \$771.9 million, resulting in an ending General Fund cash balance of \$2,318.0 million after a \$287.3 million deposit into the Budget Stabilization Fund. The funded ratio of the Delaware State Employee Pension plan reached 88% on an actuarial basis. Delaware retained its AAA bond rating in 2022 and secured low interest rates on capital improvement bonds. These results demonstrate Delaware's commitment to maintaining fiscal stability and managing taxpayer resources in a sound manner, which is carried out through structured processes and initiatives.

Revenue and Expenditure Forecasting

The Delaware Economic and Financial Advisory Council (DEFAC), an entity created by executive order in 1977, is comprised of a minimum of 25 members from the executive and legislative branches of State government and the private sector, as appointed by the Governor. DEFAC submits revenue and expenditure forecasts for the Budgetary General Fund and the Transportation Trust Fund to the Governor and the General Assembly regularly throughout the fiscal year. These forecasts are meant to ensure compliance with State constitutional limits on

spending authority so future expenditures do not exceed expected revenues. In addition, revenue forecasts near year-end for the next fiscal year are utilized to calculate the corresponding statutory debt limits.

DEFAC prepares revenue estimates five times each fiscal year in October, December, March, May and June for the current fiscal year and the succeeding two fiscal years. A revenue forecast for the current fiscal year and the succeeding four fiscal years is generated once each year, generally in October. In addition, budgetary general fund expenditure forecasts are generated for the current and succeeding fiscal years and transportation trust fund expenditure forecasts are generated for the current fiscal year in October, December, March, May and June.

Additionally, DEFAC advises the Governor and General Assembly on economic conditions in the State and advises the Governor and the Secretary of Finance on tax policy. Executive Order No. 4, signed by Governor Carney in February 2017, established the Government Efficiency and Accountability Review (GEAR) Board to identify, on an on-going basis, cost savings and continuous improvement opportunities across state government. DEFAC meetings, as well as GEAR meetings, are open to the public and provide a forum for members of the public and private sectors to exchange views on matters of economic and fiscal concern for the State.

On June 30, 2018, Governor Carney signed Executive Order No. 21, which implements key recommendations of a DEFAC advisory panel tasked with studying potential fiscal controls and a budget stabilization fund. The directive requires DEFAC to calculate an advisory benchmark index that is used to calculate an advisory benchmark appropriation and help policymakers determine sustainable levels of base budget growth. The benchmark index consists of equal weightings of the 3-year average of i) Delaware personal income growth and ii) Delaware population growth and the Implicit Price Deflator for State and Local Government Purchases. The Executive Order also directs the Office of Management and Budget to recognize for reporting and planning purposes a Budget Stabilization Fund, to complement the State's Budget Reserve Account, and to allocate to that fund the unencumbered general funds forecast at the end of the current fiscal year in excess of the two percent set-aside. The fiscal year 2020 Budget Bill established and each subsequent Budget Bill has maintained a separate Budget Stabilization Fund as a special fund holding account, and requires the unencumbered general fund balance at the end of each fiscal year in excess of the two percent set-aside be transferred into the fund. Funds in the account require an act of the General Assembly to enable appropriation and spending authority.

Implement an Integrated Revenue Administration System (IRAS)

The Delaware Department of Finance, Division of Revenue (DOR) is responsible for collecting more than \$2.2 billion in annual state taxes, processing \$300 million of tax refunds, ensuring compliance with the State's tax laws and providing assistance to taxpayers. The Division of Revenue's current technology is over 25 years old, is mainframe based, and consists of over 100 client server applications. IRAS implementation will fully modernize DOR's process systems to create a web-based, real-time, and integrated user experience that automates processing capabilities, optimizes the efficiency and effectiveness of DOR staff, and strengthens security and internal controls. IRAS will improve DOR's ability to mitigate fraud and will

increase revenue with new audit programs and better technology to assist with the collection of delinquent taxes. The project will also create numerous opportunities for improved efficiency and taxpayer service through collaboration with other state and local agencies.

Governor Carney and the General Assembly approved funding for the project in the Fiscal Year 2020 budget and a contract was awarded in July 2019. Release 1 went live in late 2020, incorporating business related taxes such as licensing fees, gross receipts taxes, commodities taxes such as alcohol and cigarettes, and so-called “Trust Fund Taxes” which are taxes due to the state that are collected through third parties such as personal income tax withholding, realty transfer taxes, lodging taxes and public utility taxes. Personal income and corporate income taxes will be implemented through additional releases in 2022 and 2023.

INDEPENDENT AUDIT

The accounting firm of CliftonLarsonAllen, LLP has audited the State's basic financial statements for the fiscal year ended June 30, 2022. Based upon that audit, the independent auditor has issued an unmodified opinion that the State of Delaware's basic financial statements are presented fairly, in all material respects, in conformity with GAAP. Their report on the basic financial statements has been included in the financial section of this ACFR.

The State Auditor of Accounts performs periodic financial and compliance audits of the various State departments, agencies and institutions of higher education and has primary responsibility for conducting audits under the Office of Management and Budget Uniform Grant Guidance. Results of these audits may be found in separately issued audit reports and may be obtained by contacting the Office of Auditor of Accounts, Townsend Building, 401 Federal Street, Dover, Delaware 19901.

CERTIFICATE OF ACHIEVEMENT

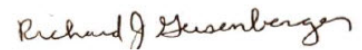
The Government Finance Officers Association of the United States and Canada (GFOA) awarded the Certificate of Achievement for Excellence in Financial Reporting to the State of Delaware for its ACFR for the fiscal year ended June 30, 2021. The Certificate of Achievement is a prestigious national award that recognizes conformance with the highest standards for preparation of state and local government financial reports. In order to be awarded a Certificate of Achievement, a government unit must publish a timely, easily readable, and efficiently organized annual comprehensive financial report that conforms to program standards. The report must comply with both generally accepted accounting principles and all applicable legal requirements.

A Certificate of Achievement is valid for a period of one year. The State has received a Certificate of Achievement for the last 27 consecutive years (fiscal years 1995 - 2021). We believe that this year's report continues to conform to the Certificate of Achievement program's requirements and we are submitting it to the GFOA to determine its eligibility for another certificate.

ACKNOWLEDGEMENTS

The Department of Finance takes great pride in the preparation of this Annual Comprehensive Financial Report. I wish to express my sincere appreciation to the many individuals whose dedicated efforts have made this report possible. This report could not have been accomplished without the professionalism and dedication demonstrated by the Division of Accounting and the financial and management personnel of each State agency, component units, and all other organizations within the reporting entity. This report is also available on the internet at: <https://accounting.delaware.gov/reports-transparency>.

Sincerely,



Richard J. Geisenberger
Secretary of Finance



Government Finance Officers Association

Certificate of
Achievement
for Excellence
in Financial
Reporting

Presented to

State of Delaware

For its Annual Comprehensive
Financial Report
For the Fiscal Year Ended

June 30, 2021

Christopher P. Morill

Executive Director/CEO

**STATE OF DELAWARE
SELECTED STATE OFFICIALS
AS OF JUNE 30, 2022**

KEY ELECTED OFFICIALS:

Governor	John Carney
Lieutenant Governor	Bethany Hall-Long
Attorney General	Kathy Jennings
State Treasurer	Colleen C. Davis
Auditor of Accounts	Kathleen McGuinness
Insurance Commissioner	Trinidad Navarro

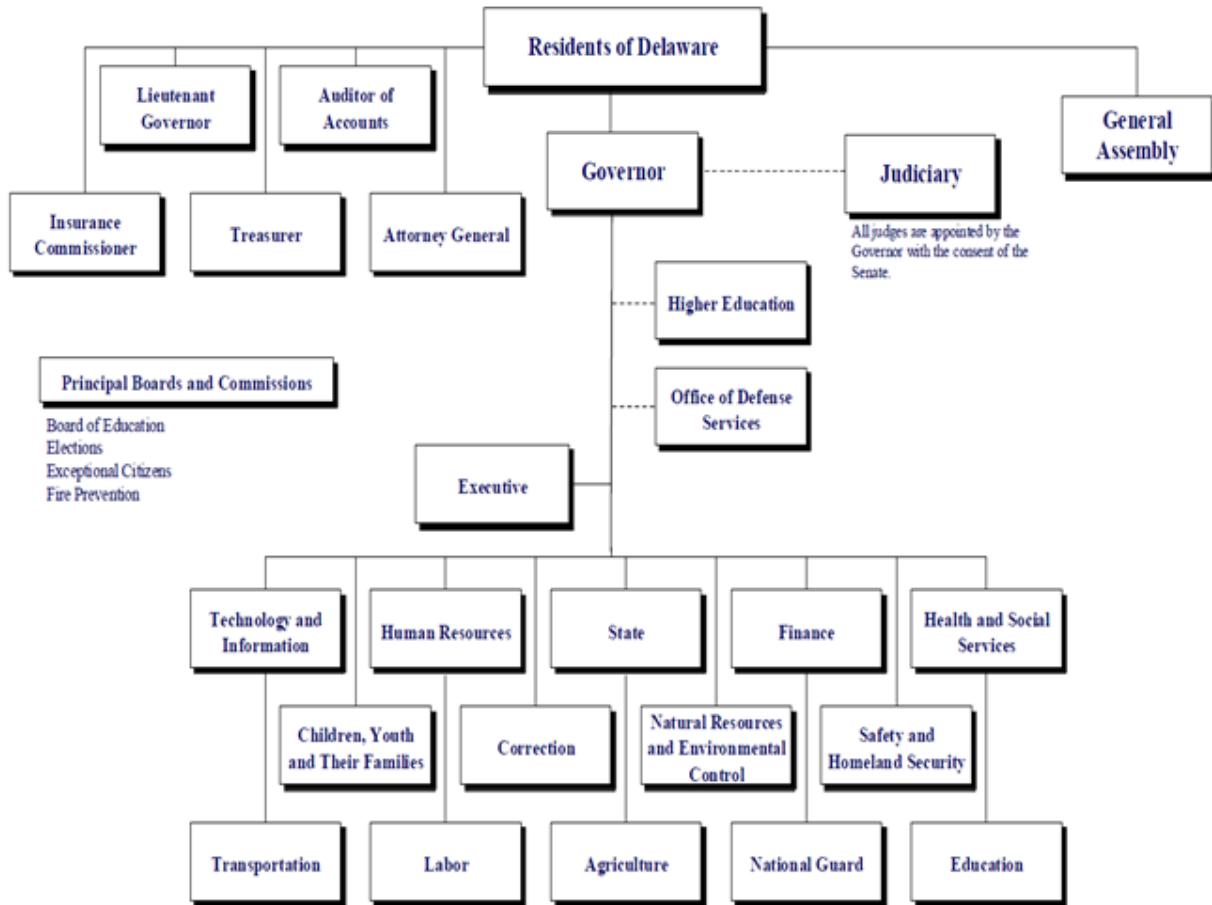
KEY LEGISLATIVE OFFICIALS:

President Pro Tempore of the Senate	David P. Sokola
Senate Majority Leader	Bryan Townsend
Senate Minority Leader	Gerald W. Hocker
Speaker of the House of Representatives	Peter C. Schwartzkopf
House of Representatives Majority Leader	Valerie Longhurst
House of Representatives Minority Leader	Daniel B. Short

CABINET POSITIONS AND OTHER APPOINTED OFFICIALS:

Agriculture	Michael Scuse
Correction	Monroe B. Hudson, Jr.
Delaware State Housing Authority	Eugene Young
Education	Dr. Mark Holodick
Finance	Richard Geisenberger
Health and Social Services	Molly Magarik
Human Resources	Claire DeMatteis
Labor	Karryl Hubbard
Delaware National Guard	Major General Michael Berry
Natural Resources and Environmental Control	Shawn M. Garvin
Office of Management and Budget	Cerron Cade
Safety and Homeland Security	Nathaniel McQueen, Jr.
Services for Children, Youth and Their Families	Josette Manning
State	Jeffrey W. Bullock
Technology and Information	Jason Clarke
Transportation	Nicole Majeski

State of Delaware Organizational Chart



Financial Section

Annual Comprehensive Financial Report



INDEPENDENT AUDITORS' REPORT

The Honorable Governor and
 Honorable Members of the State Legislative
 State of Delaware

Report on the Audit of the Financial Statements

Opinions

We have audited the accompanying financial statements of the governmental activities, the business-type activities, the aggregate discretely presented component units, each major fund, and the aggregate remaining fund information of the State of Delaware (the State), as of and for the year ended June 30, 2022, and the related notes to the financial statements, which collectively comprise the State's basic financial statements as listed in the table of contents.

In our opinion, based on our audit and the reports of other auditors, the financial statements referred to above present fairly, in all material respects, the respective financial position of the governmental activities, the business-type activities, the aggregate discretely presented component units, each major fund, and the aggregate remaining fund information of the State, as of June 30, 2022, and the respective changes in financial position, and, where applicable, cash flows thereof for the year then ended in accordance with accounting principles generally accepted in the United States of America.

We did not audit the financial statements of certain agencies and component units of the State, which represent the indicated percent of total assets and deferred outflows of resources and total revenues as presented in the table below. Those financial statements were audited by other auditors, whose reports thereon have been furnished to us, and our opinions, insofar as it relates to the amounts included for those funds and component units, is based solely on the reports of the other auditors.

Opinion Unit	Entity	Percentage Audited by Other Auditors	
		Assets and Deferred Outflows of Resources	Revenues
Governmental Activities	Sustainable Energy Utility, Inc.	1.0%	0.3%
Discretely Presented Component Units	Delaware State Housing Authority, Diamond State Port Corporation, Riverfront Development Corporation, Delaware State Foundation, Delaware Charter Schools, and Delaware Agricultural Lands Preservation Foundation	81.4%	72.0%
General Fund	Sustainable Energy Utility, Inc.	3.0%	0.5%
Aggregate Remaining Fund Information	Delaware Public Employees' Retirement System and Delaware Other Postemployment Benefits Fund Trust	98.9%	72.2%

The Honorable Governor and
Honorable Members of the State Legislative
State of Delaware

Basis for Opinions

We conducted our audit in accordance with auditing standards generally accepted in the United States of America (GAAS) and the standards applicable to financial audits contained in *Government Auditing Standards*, issued by the Comptroller General of the United States. Our responsibilities under those standards are further described in the Auditors' Responsibilities for the Audit of the Financial Statements section of our report. We are required to be independent of the State and to meet our other ethical responsibilities, in accordance with the relevant ethical requirements relating to our audit. We believe that the audit evidence we have obtained is sufficient and appropriate to provide a basis for our audit opinions. The financial statements of Delaware Sustainable Energy Utility and the Riverfront Development Corporation of Delaware were not audited in accordance with *Government Auditing Standards*, issued by the Comptroller General of the United States.

Emphasis of Matter

Change in Accounting Principle

As discussed in Note 1 to the financial statements, effective July 1, 2021, the State adopted new accounting guidance for leases. The guidance requires lessees to recognize a right-to-use lease asset and corresponding lease liability and lessors to recognize a lease receivable and corresponding deferred inflow of resources for all leases with lease terms greater than twelve months. Our opinion is not modified with respect to this matter.

Responsibilities of Management for the Financial Statements

Management is responsible for the preparation and fair presentation of the financial statements in accordance with accounting principles generally accepted in the United States of America, and for the design, implementation, and maintenance of internal control relevant to the preparation and fair presentation of financial statements that are free from material misstatement, whether due to fraud or error.

In preparing the financial statements, management is required to evaluate whether there are conditions or events, considered in the aggregate, that raise substantial doubt about the State's ability to continue as a going concern for twelve months beyond the financial statement date, including any currently known information that may raise substantial doubt shortly thereafter.

Auditors' Responsibilities for the Audit of the Financial Statements

Our objectives are to obtain reasonable assurance about whether the financial statements as a whole are free from material misstatement, whether due to fraud or error, and to issue an auditors' report that includes our opinions. Reasonable assurance is a high level of assurance but is not absolute assurance and therefore is not a guarantee that an audit conducted in accordance with GAAS and *Government Auditing Standards* will always detect a material misstatement when it exists. The risk of not detecting a material misstatement resulting from fraud is higher than for one resulting from error, as fraud may involve collusion, forgery, intentional omissions, misrepresentations, or the override of internal control. Misstatements are considered material if there is a substantial likelihood that, individually or in the aggregate, they would influence the judgment made by a reasonable user based on the financial statements.

The Honorable Governor and
Honorable Members of the State Legislative
State of Delaware

In performing an audit in accordance with GAAS and *Government Auditing Standards*, we:

- Exercise professional judgment and maintain professional skepticism throughout the audit.
- Identify and assess the risks of material misstatement of the financial statements, whether due to fraud or error, and design and perform audit procedures responsive to those risks. Such procedures include examining, on a test basis, evidence regarding the amounts and disclosures in the financial statements.
- Obtain an understanding of internal control relevant to the audit in order to design audit procedures that are appropriate in the circumstances, but not for the purpose of expressing an opinion on the effectiveness of the State's internal control. Accordingly, no such opinion is expressed.
- Evaluate the appropriateness of accounting policies used and the reasonableness of significant accounting estimates made by management, as well as evaluate the overall presentation of the financial statements.
- Conclude whether, in our judgment, there are conditions or events, considered in the aggregate, that raise substantial doubt about the State's ability to continue as a going concern for a reasonable period of time.

We are required to communicate with those charged with governance regarding, among other matters, the planned scope and timing of the audit, significant audit findings, and certain internal control related matters that we identified during the audit.

Required Supplementary Information

Accounting principles generally accepted in the United States of America require that the management's discussion and analysis and required supplementary information as listed in the accompanying table of content (collectively referred to as RSI) be presented to supplement the basic financial statements. Such information is the responsibility of management and, although not a part of the basic financial statements, is required by the Governmental Accounting Standards Board who considers it to be an essential part of financial reporting for placing the basic financial statements in an appropriate operational, economic, or historical context. We and other auditors have applied certain limited procedures to the required supplementary information in accordance with GAAS, which consisted of inquiries of management about the methods of preparing the information and comparing the information for consistency with management's responses to our inquiries, the basic financial statements, and other knowledge we obtained during our audit of the basic financial statements. We do not express an opinion or provide any assurance on the information because the limited procedures do not provide us with sufficient evidence to express an opinion or provide any assurance.

Supplementary Information

Our audit was conducted for the purpose of forming opinions on the financial statements that collectively comprise the State's basic financial statements. The supplementary information, as listed in the table of contents, is presented for purposes of additional analysis and are not a required part of the basic financial statements.

The Honorable Governor and
Honorable Members of the State Legislative
State of Delaware

Such information is the responsibility of management and was derived from and relates directly to the underlying accounting and other records used to prepare the basic financial statements.

The information has been subjected to the auditing procedures applied in the audit of the basic financial statements and certain additional procedures, including comparing and reconciling such information directly to the underlying accounting and other records used to prepare the basic financial statements or to the basic financial statements themselves, and other additional procedures in accordance with GAAS by us and other auditors. In our opinion, based on our audit and the report of other auditors, the supplementary information is fairly stated, in all material respects, in relation to the basic financial statements as a whole.


Other Information

Management is responsible for the other information included in the annual report. The other information comprises the introductory section and statistical section but does not include the basic financial statements and our auditors' report thereon. Our opinions on the basic financial statements do not cover the other information, and we do not express an opinion or any form of assurance thereon.

In connection with our audit of the basic financial statements, our responsibility is to read the other information and consider whether a material inconsistency exists between the other information and the basic financial statements, or the other information otherwise appears to be materially misstated. If, based on the work performed, we conclude that an uncorrected material misstatement of the other information exists, we are required to describe it in our report.

Other Reporting Required by Government Auditing Standards

In accordance with *Government Auditing Standards*, we have also issued our report dated January 27, 2023, on our consideration of the State's internal control over financial reporting and on our tests of its compliance with certain provisions of laws, regulations, contracts, and grant agreements and other matters. The purpose of that report is solely to describe the scope of our testing of internal control over financial reporting and compliance and the results of that testing, and not to provide an opinion on the effectiveness of the State's internal control over financial reporting or on compliance. That report is an integral part of an audit performed in accordance with *Government Auditing Standards* in considering the State's internal control over financial reporting and compliance.



CliftonLarsonAllen LLP

Baltimore, Maryland
January 27, 2023

STATE OF DELAWARE

Management's Discussion and Analysis

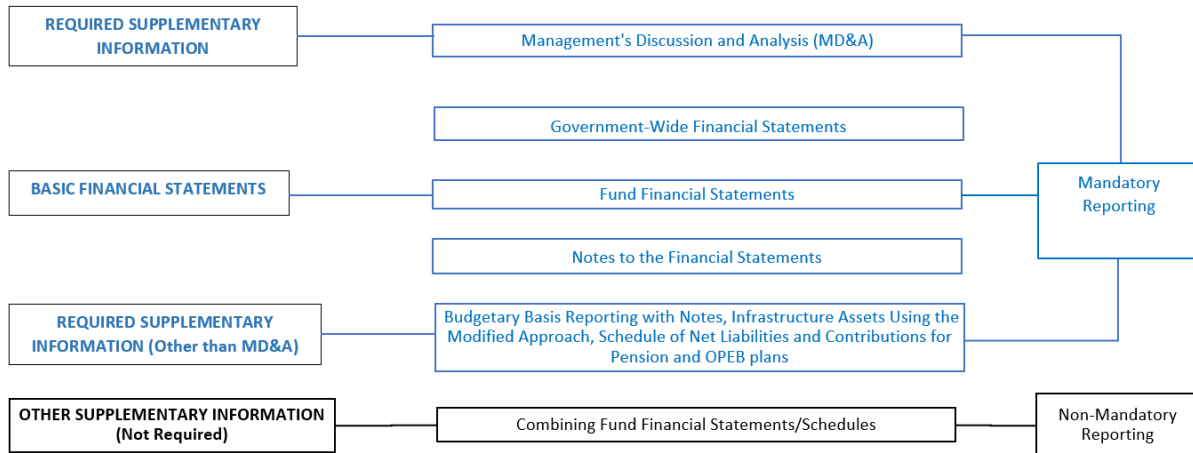
As management of the State of Delaware (the State's), we offer readers of the State's financial statements this narrative overview and analysis of the financial activities for the State's fiscal year ended June 30, 2022. We encourage readers to consider the information presented here in conjunction with additional information that we have furnished in our letter of transmittal, which can be found on pages i-viii of this report.

Financial Highlights

- The assets and deferred outflows of resources exceeded its liabilities and deferred inflows of resources at the close of the most recent fiscal year by \$201.0 million. (Table 1 on page 9)
- The State's total net position increased by \$1.8 billion when compared to the previous year's ending net position. The net position for governmental activities increased by \$1.5 billion (27.6%) and the net position for business-type activities increased \$291.2 million (7.4%) as a result of the current year operations. (Table 2 on page 11)
- The State's governmental funds reported combined ending fund balances of \$4.4 billion, a increase of \$1.2 billion (38.2%) in comparison with the prior year balance. Of this amount, \$2.3 billion or 51.6%, is the unassigned fund balance.
- The State's total general obligation debt increased \$27.8 million during fiscal year 2022 to \$2.3 billion. Of the State's outstanding general obligation debt, \$713.8 million (31.5%) has been issued on behalf of local school districts, which is supported by the property tax revenues of those districts. In addition, the State has \$1.1 billion in outstanding revenue bonds with \$54.7 million for energy conservation projects and \$1.0 billion for transportation projects. (Table 4 on page 18)

Overview of the Financial Statements

This annual report consists of a series of financial statements and supplementary information. The financial section of this report includes the following:



Government-Wide Financial Statements

The government-wide financial statements are designed to provide readers with a broad overview of the State’s operations, in a manner similar to a private-sector business.

- **Statement of Net Position**

The *Statement of Net Position* reports the difference between the State’s assets and deferred outflows of resources and liabilities and deferred inflows of resources as net position. Over time, increases or decreases in net position may serve as a useful indicator of whether the financial position of the State is improving or deteriorating. In evaluating the State’s overall condition, however, additional nonfinancial information should be considered, such as the State’s economic outlook, population, employment, and the condition of it’s capital assets and infrastructure.

- **Statement of Activities**

The *Statement of Activities* presents information showing how the State’s net position changed during the most recent fiscal year. All of the current year’s revenues and expenses are taken into account, regardless of when cash is received or paid. As a result, revenues and expenses are reported in this statement for some items that will only result in cash flows in future fiscal periods (e.g., uncollected taxes and earned but unused vacation leave).

Both of the government-wide financial statements distinguish functions of the State as follows:

- **Governmental Activities**

The majority of the State's services fall into this category, which includes general government, health and children's services, judicial and public safety, natural resources and environmental control, labor, and education. These services are primarily supported by taxes and intergovernmental revenues.

- **Business-type Activities**

Transportation, Lottery and Unemployment Insurance are the State's business-type activities. These operations are intended to recover all or a significant portion of their costs through user fees and charges. The state operates certain activities similar to private-sector businesses by charging fees to customers to recover all or a significant portion of their cost of providing goods and services.

- **Discretely Presented Component Units**

Certain organizations are legally separate from the State; however, the State remains financially accountable for them. These entities include the Delaware State Housing Authority, the Diamond State Port Corporation, the Riverfront Development Corporation, Delaware State University, the Delaware Agricultural Lands Preservation Foundation, and 23 charter schools. Financial information for these component units is reported separately from the financial information presented for the primary government.

The government-wide financial statements can be found on pages 21 - 22 of this report.

Fund Financial Statements

A fund is a grouping of related accounts that is used to maintain control over resources that have been segregated for specific activities or objectives. The State, like other state and local governments, uses fund accounting to ensure and demonstrate compliance with finance-related legal requirements. The State's funds can be divided into three categories: governmental funds, proprietary funds, and fiduciary funds.

- **Governmental Funds**

Most of the State's basic services and expenditures are reported in governmental funds, which focus on how money flows into and out of these funds as well as the balances remaining at year end that are available for spending. Governmental fund financial statements are narrower than government-wide financial statements and focus on near-term inflows and outflows of available resources, as well as on balances of available resources on hand at the end of the fiscal year. Such information may be useful in evaluating a government's near-term financing requirements.

The State's governmental funds include the general, federal, local school district, and capital projects funds. Information is presented separately in the governmental funds

balance sheet and in the governmental funds statement of revenues, expenditures, and changes in fund balance for these funds.

The basic governmental funds financial statements can be found on pages 23 - 26 of this report.

The combining schedule for the local school districts that reflects the local school district fund can be found on pages 170 - 173 of this report.

The State budgets and controls its financial activities on the cash basis of accounting. In compliance with State law, the State records its financial transactions in either of two major categories – the General Fund or the Special Fund. References to these funds in this report include the terms “budgetary” or “budgetary basis” to differentiate them from the GAAP funds of the same name which encompass different funding categories. The State adopts an annual appropriated budget for its budgetary general fund and special fund. A budgetary comparison schedule has been provided for the budgetary general fund and special fund to demonstrate compliance with the budget. The schedules can be found on page 143 of this report.

- **Proprietary Funds**

These funds are utilized when the State charges customers for providing services, whether they are provided to outside customers (enterprise funds) or other State agencies and other governments. Proprietary Funds provide the same type of information as the government-wide financial statements, but in more detail. The proprietary fund financial statements provide separate information for the Lottery, Unemployment Insurance Trust Fund, and the Delaware Department of Transportation (DelDOT), all of which are considered to be major funds of the State.

The basic proprietary fund financial statements can be found on pages 27 - 29 of this report.

- **Fiduciary Funds**

The State uses fiduciary funds to account for resources held for the benefit of parties outside of the government. Fiduciary Funds are not reflected in the government-wide financial statements because the resources of those funds are not available to support the State's own programs. The accounting used for fiduciary funds is much like that used for proprietary funds. These funds are used where the State holds assets in trust or as an agent for others, including the pension and other post employment benefits trust funds and custodial funds.

The basic fiduciary fund financial statements can be found on pages 30 - 31 of this report. The combining fiduciary and custodial fund statements can be found on pages 164 - 169.

Reconciliation between Government-wide and Fund Statements

By comparing governmental funds to government-wide financial statements, readers may better understand the long-term impact of the government's near-term financial decisions. Both the governmental funds balance sheet and the governmental funds statement of revenues, expenditures, and changes in fund balance provide a reconciliation to facilitate this comparison between governmental funds and governmental activities.

This report includes two schedules that reconcile the amount reported on the governmental funds financial statements (modified accrual accounting, short term focus) with government-wide financial statements (full-accrual accounting, long-term focus). The following summarizes the major differences between the two statements:

- Capital outlay and right-to-use leased asset spending result in capital assets on the government-wide financial statements, but are reported as expenditures on the governmental funds financial statements.
- Bond proceeds provide current financial resources on the governmental fund statements, but issuing bonds increases long-term liabilities on the government-wide statements. Repayment of bond principal is an expenditure in the governmental funds, but the repayment reduces long-term liabilities in the statement of net position.
- Long-term obligations related to Pensions and Other Post-Employment Benefits (OPEB) results in certain liabilities on the government-wide financial statements, but not on the government funds statements as those financials focus on the near-term inflows and outflows of spendable resources.
- Expenses not requiring the use of current financial resources are reported as expenditures in the government-wide financial statements but not in the governmental funds financial statements.

Notes to the Financial Statements

The notes provide additional information that is essential to a full understanding of the data provided in the government-wide and fund financial statements. The notes to the financial statements can be found on pages 34 - 139 of this report.

Required Supplementary Information

In addition to the basic financial statements and accompanying notes, this report presents certain Required Supplementary Information (RSI) concerning the status of the State's legally adopted budget, the maintenance of the State's infrastructure and additional schedules related to funding status and progress, and required schedules of liability and contributions for the State's pension and OPEB trusts. The RSI can be found on pages 140 - 162 of this report.

Statewide Financial Analysis

Government entities are required by GAAP to report on their net position. The *Statement of Net Position* presents the balance of all the State's assets and deferred outflows of resources, and of its liabilities and deferred inflows of resources, with the difference between them reported as net position.

The following table (Table 1) was derived from current and prior-year government-wide statements of net position:

Table 1
Net Position as of June 30, 2022 and 2021
(Expressed in Thousands)

	Governmental Activities		Business-type Activities		Total	
	2022	2021	2022	2021	2022	2021
Assets:						
Current and other assets	\$ 8,432,259	\$6,405,943	\$1,206,423	\$996,640	\$ 9,638,682	\$ 7,402,583
Capital Assets	3,998,012	3,741,190	5,412,758	5,296,743	9,410,770	9,037,933
Total Assets	<u>12,430,271</u>	<u>10,147,133</u>	<u>6,619,181</u>	<u>6,293,383</u>	<u>19,049,452</u>	<u>16,440,516</u>
Deferred Outflows of Resources	<u>2,663,949</u>	<u>2,566,357</u>	<u>174,595</u>	<u>163,735</u>	<u>2,838,544</u>	<u>2,730,092</u>
Liabilities:						
Long-term Liabilities						
Outstanding	12,826,503	14,099,183	1,903,507	2,035,938	14,730,010	16,135,121
Other Liabilities	<u>2,341,525</u>	<u>2,718,242</u>	<u>399,234</u>	<u>331,712</u>	<u>2,740,759</u>	<u>3,049,954</u>
Total Liabilities	<u>15,168,028</u>	<u>16,817,425</u>	<u>2,302,741</u>	<u>2,367,650</u>	<u>17,470,769</u>	<u>19,185,075</u>
Deferred Inflows of Resources	<u>3,959,393</u>	<u>1,463,712</u>	<u>256,866</u>	<u>146,475</u>	<u>4,216,259</u>	<u>1,610,187</u>
Net Position:						
Net Investment in						
Capital Assets	1,015,665	1,044,571	4,107,966	3,990,855	5,123,631	5,035,426
Restricted	1,491,048	1,364,108	536,908	363,147	2,027,956	1,727,255
Unrestricted Deficit	<u>(6,539,914)</u>	<u>(7,976,326)</u>	<u>(410,705)</u>	<u>(411,009)</u>	<u>(6,950,619)</u>	<u>(8,387,335)</u>
Total Net Position	<u><u>\$(4,033,201)</u></u>	<u><u>\$(5,567,647)</u></u>	<u><u>\$4,234,169</u></u>	<u><u>\$3,942,993</u></u>	<u><u>\$200,968</u></u>	<u><u>\$(1,624,654)</u></u>

The State Implemented GASB Statement 87 during fiscal year 2022. The provisions of GASB Statement No. 87 required the State to recognize certain lease assets and liabilities for leases that previously were classified as operating leases and recognized as inflows of resources or outflows of resources based on the payment provisions of the contract. This resulted in the restatement of State's net positions as of July 1, 2021. Fiscal year 2021 amounts for governmental and business-type activity reported above have not been restated to reflect this change in accordance with the standard.

Total assets of the governmental activities increased \$2.3 billion, as a result of increased cash and investments of \$776.8 million and a \$1.1 billion increase in the net pension asset. The increase in cash and investments is a result of increased tax revenues of \$656.8 million, decreased investment income of \$60.6 million and decreased expenditures of \$1.3 billion due largely to decreased general government expenditures. Total liabilities of the governmental activities decreased by \$1.7 billion primarily due to a decrease in the net pension liability of \$1.3 billion and a decrease in the net OPEB liability of \$262.8 million. The investment results of the

pension plan resulted in the majority of the plans reporting a net pension asset in fiscal year 2022. Other liability changes include a decrease in the unearned revenue of \$330.1 million as the advanced funding from the federal government is expended and an increase of \$247.3 million for the reporting of leased liabilities with the implementation of the GASB 87 Leases standard (See Note 1 in the Notes to the Financial Statements).

The net position deficit of governmental activities of \$4.0 billion for fiscal year 2022 (Table 1), is due to the net OPEB liability, which totals \$8.8 billion. The State expects to fund these liabilities with future State resources.

The following table (Table 2) derived from the current and prior year government-wide Statement of Activities:

Table 2
Changes in Net Position - Primary Government
For the Fiscal Years Ended June 30, 2022 and 2021
(Expressed in Thousands)

	Governmental Activities		Business-type Activities		Total Primary Government	
	2022	2021	2022	2021	2022	2021
Revenues:						
Program Revenues:						
Charges for Services	\$ 653,245	\$ 893,699	\$ 1,639,386	\$ 1,480,424	\$ 2,292,631	\$ 2,374,123
Operating Grants and Contributions	3,915,902	4,067,061	473,593	1,103,290	4,389,495	5,170,351
General Revenues:						
Taxes:						
Personal Income Taxes	1,945,182	1,710,881	—	—	1,945,182	1,710,881
Business Taxes	3,318,517	3,000,195	—	—	3,318,517	3,000,195
Real Estate Taxes	787,242	759,944	—	—	787,242	759,944
Other Taxes	502,224	425,325	—	—	502,224	425,325
Investment Income (Loss)	26,044	86,606	(901)	3,281	25,143	89,887
Miscellaneous	25,064	26,482	(626)	—	24,438	26,482
Total Revenues	11,173,420	10,970,193	2,111,452	2,586,995	13,284,872	13,557,188
Expenses:						
General Government	435,484	2,180,526	—	—	435,484	2,180,526
Health and Children's						
Services	4,515,068	4,289,808	—	—	4,515,068	4,289,808
Judicial and Public Safety	1,050,981	984,606	—	—	1,050,981	984,606
Natural Resources and						
Environmental Control	172,589	213,458	—	—	172,589	213,458
Labor	111,981	242,916	—	—	111,981	242,916
Education	3,575,499	3,235,440	—	—	3,575,499	3,235,440
Interest Expense	63,423	55,926	—	—	63,423	55,926
Lottery	—	—	540,591	508,411	540,591	508,411
Transportation/DelDOT	—	—	868,491	866,416	868,491	866,416
Unemployment	—	—	121,300	726,263	121,300	726,263
Total Expenses	9,925,025	11,202,680	1,530,382	2,101,090	11,455,407	13,303,770
Increase (Decrease) in Net Position Before Transfers	1,248,395	(232,487)	581,070	485,905	1,829,465	253,418
Transfers	289,894	272,469	(289,894)	(272,469)	—	—
Increase (Decrease) in Net Position	1,538,289	39,982	291,176	213,436	1,829,465	253,418
Net Position - Beginning of Year, as restated	(5,571,490)	(5,607,629)	3,942,993	3,729,557	(1,628,497)	(1,878,072)
Net Position - End of Year	\$ (4,033,201)	\$ (5,567,647)	\$ 4,234,169	\$ 3,942,993	\$ 200,968	\$ (1,624,654)

The State Implemented GASB Statement 87 during fiscal year 2022. The provisions of GASB Statement No. 87 required the State to recognize certain lease assets and liabilities for leases that previously were classified as operating leases and recognized as inflows of resources or outflows of resources based on the payment provisions of the contract. This resulted in the restatement of State's net positions as of July 1, 2021. Fiscal year 2021 amounts for governmental and business-type activity reported above have not been restated to reflect this change in accordance with the standard.

Governmental Activities

Since fiscal year 2021, the net position for governmental activities has increased by \$1.5 billion from the prior fiscal year (Table 2). The State's total revenues for governmental activities exceeded total expenses by \$1.2 billion. Total expenses for governmental activities decreased \$1.3 billion from the prior year with a decrease of \$1.7 billion for the General Government, offset by increases of \$225.3 million for Health and Children's Services and \$339.4 million for Education. General Government expenditures were consistent with expenditures prior to the federal pandemic relief which accounted for \$1.4 billion in additional expenditures in fiscal year 2021 along with decreased pension expense of \$373.2 million offset by \$204.9 million in additional grants awarded to businesses and community organizations. The increased expenses for Health and Children's Services are due to Medicaid and other social service assistance programs and Education increases are mostly the result of additional funding for programs for underserved students. Revenues increased \$203.2 million due to increased tax revenues of \$234.3 million for personal income taxes and \$318.3 million for business taxes. Personal income taxes increased with return to pre-pandemic employment levels and increased wages and business income taxes increased due to favorable economic conditions leading to increases in both the corporate income and franchise taxes

Business-type Activities

Net position of business-type activities increased \$291.2 million during the fiscal year compared to an increase in the prior year of \$213.4 million.

Charges for services increased by \$159.0 million from the prior fiscal year. Lottery sales increased \$54.5 million from increases in video lottery and table games revenue. Sports lottery sales have declined due to the increase in sports venues in the surrounding states. Increased motor vehicle related revenues due to an increase in vehicle purchases and increased toll revenue with increased traffic volumes increased resulted in an increase in DelDOT revenues of \$29.1 million. Federal grant revenue decreased by \$629.7 million as a result of decreased federal unemployment insurance benefits.

Operating expenses decreased by \$570.7 million from the prior fiscal year. The significant components of this decrease were:

- Decreased unemployment benefits of \$605.0 million were paid to individuals as rates of unemployment returned to pre-pandemic levels.
- Increased transportation expenses of \$2.1 million resulted from an emphasis on highway infrastructure projects and less on road maintenance throughout the fiscal year.
- Increases in lottery sales during the fiscal year resulted in an increase in commission expense payments to lottery retailers and prize expenses of \$31.7 million.

The Lottery transferred \$284.6 million of gaming revenues to the State, an increase of \$22.4 million from the prior year primarily as a result of the increase in net sales.

Governmental Funds

The focus of the State's governmental funds is to provide information on near-term inflows, outflows, and balances of available resources. Such information is useful in assessing the State's financing requirements. Unassigned fund balances may serve as a useful measure of a government's net resources at the end of the fiscal year.

Fund balance classifications comprise a hierarchy based primarily on the extent to which a government is bound to observe constraints imposed upon the use of the resources reported in the governmental funds. This is further described in Note 1 and Note 19 of the basic financial statements.

As of the end of the current fiscal year, the State's governmental funds reported combined ending fund balances of \$4.4 billion, an increase of \$1.2 billion over the prior year fund balance.

Of this amount, \$45.2 million is nonspendable (1.0%), either due to its form or legal constraints, \$1,491.0 million (33.6%) is restricted for specific programs by external constraints, and \$452.6 million (10.2%) is committed for specific purposes pursuant to constraints imposed by a formal action of the Delaware Legislature. An additional \$0.2 million (3.6%) has been assigned to specific purposes by management. The remaining \$2,295.0 million (51.6%) of fund balance is unassigned.

General Fund

The General Fund accounts for the operation and administration of the State. The fund balance increased by \$1.2 billion, (55.4%), during the current fiscal year. This fund balance increase is \$756.5 million greater than the fiscal year 2021 fund balance increase which is due to increased tax revenues of \$629.4 million greater than fiscal year 2021 and expenditure decreases of \$164.6 million from fiscal year 2021. Expenditures decreased for General Government and were offset by higher expenditures in Health and Children's Services and Education.

Federal Funds

Federal Funds represent pass through grants used for designated purposes. These funds report federal grant revenues and the related expenditures to support the State's grant programs. Total federal fund revenues and expenses decreased \$265.3 million and \$194.5 million, respectively. The significant components of these decreases included a decrease in federal reimbursement for small business relief, which decreased revenues and expenses for General Government by \$324.9 million, partially offset by an increase of \$259.5 for Health and Children's Services revenues and expenses, primarily due to increased Medicaid costs.

Local School District Funds

These funds are used to account for activities relating to the State's local school districts, which are funded by locally raised real estate taxes and other revenues. The fund balance increased by

\$63.1 million to \$499.9 million primarily due to increased taxes of \$27.3 million and decreased interest and other investment income of \$8.1 million, offset by an increase in expenditures of \$44.5 million to serve the increasing student population.

Capital Project Funds

Capital Project Funds are used to account for the construction and acquisition of capital assets of the primary government. Capital outlay expenditures totaled \$257.6 million in fiscal year 2022, a decrease of \$1.8 million.

Proprietary Funds

The State's Proprietary Funds provide the same type of information found in the government-wide financial statements, but in more detail. The Proprietary Fund financial statements provide separate information for the Lottery, Unemployment Insurance Trust Fund, and the DelDOT Fund, all of which are considered to be part of the primary government and major funds of the State.

Total Proprietary Fund net position increased in fiscal year 2022 by \$291.2 million as a result of operations. Pages 11-12 discusses the changes in net position of the business-type activities.

General Fund Budgetary Highlights

Differences between the original budget and final amended budget, and the final budget and actual expenditures for the year are summarized for the General Fund in the following paragraphs. The budgetary schedule may be found in the Required Supplementary Information Section (pages 141-145).

Original budget compared to final budget. Overall, the change between the original and final general fund budget was an increase in budgeted revenues of \$657.8 million and an increase in budgeted expenses of \$1.4 billion. The increase in budgeted revenues is primarily due to increases for updated revenue estimates available for appropriations as of the last Delaware Economic and Financial Advisory Council (DEFAC) meeting in June 2022. The increase in budgeted expenses is primarily a result of the inclusion of the Grant-in-Aid and Capital budgets, which added \$63.2 million and \$692.3 million, respectively. The remainder of the change is due to prior year encumbrances and multi-year project budgetary carry-forwards from the prior fiscal years.

Final budget compared to actual results. Actual revenues were \$47.2 million higher than budgetary final revenues of \$5.8 billion, due primarily to an increase in personal income tax of \$21.1 million from a return to pre-pandemic employment levels and \$24.0 increase in business taxes as a result of favorable economic conditions leading to increases in both the corporate income and franchise taxes. Actual expenditures were less than budgeted expenditures by \$1.1 billion, or 22.5%. The most significant differences between estimated expenses and actual results were as follows:

- \$652.9 million in lower general government expenses as budgeted projects will be extended over several years;
- \$159.7 million in lower Health and Children's expenses with federal Medicaid providing a larger portion of the costs of care through the pandemic; and
- \$198.8 million in lower education expenses, with federal assistance providing a larger portion of funding for programs for underserved students.

Capital Assets and Debt Administration

Capital Assets

The State's investment in capital assets for its governmental and business-type activities, as of June 30, 2022, amounted to \$9.4 billion (net of accumulated depreciation). This investment in capital assets includes land, land improvements, buildings, vehicles and equipment, easements, roads, highways, and bridges.

A summary of the State's primary government's capital assets, net of depreciation is as follows:

Table 3
State of Delaware Capital Assets as of June 30, 2022
Net of Depreciation
(Expressed in Thousands)

	Governmental Activities		Business-Type Activities		Total	
	2022	2021	2022	2021	2022	2021
Land	\$ 528,409	\$ 519,452	\$ 395,027	\$ 376,445	\$ 923,436	\$ 895,897
Land Improvements	171,838	177,767	13,795	6,187	185,633	183,954
Buildings	2,705,865	2,689,391	163,609	159,512	2,869,474	2,848,903
Right-to-Use Leased Buildings	231,901	214,286	1,124	—	233,025	214,286
Easements	83,550	83,550	—	—	83,550	83,550
Right-to-Use Leased Equipment	3,791	4,752	248	—	4,039	4,752
Equipment, Vehicles and Computer Software	81,403	126,675	170,375	166,173	251,778	292,848
Infrastructure	—	—	4,514,306	4,466,280	4,514,306	4,466,280
Construction-In-Progress	191,255	144,355	154,274	122,145	345,529	266,500
	<u>\$ 3,998,012</u>	<u>\$ 3,960,228</u>	<u>\$ 5,412,758</u>	<u>\$ 5,296,742</u>	<u>\$ 9,410,770</u>	<u>\$ 9,256,970</u>

The total increase in capital assets for governmental activities was \$37.8 million (1.0%) and the increase for business-type activities was \$116.0 million (2.2%).

Major capital asset increases in the government-type activities during the fiscal year are due primarily to increased spending for school district building facilities and the reporting of certain lease right-to-use assets as required by the implementation of GASB 87 (see Note 1 in Notes to the Financial Statements). Major capital asset increases in the business-type activities during the current fiscal year are due to the increased spending at DelDOT for projects including:

- \$27.0 million for land improvements;
- \$22.7 million for US-113 Corridor Projects including the Georgetown Separated Interchange and North Millsboro Bypass;
- \$8.2 million for truck, tractor, and equipment purchases;
- \$5.9 million for the widening of Park Avenue (US 9 Truck) to accommodate turn lanes and shoulders from west of Cedar Lane to US 1 near Georgetown;
- \$3.9 million for construction of a grade separation (bridge and entrance/exit ramps) at the intersection of SR 1 and SR 16 near Milton; and
- \$1.9 million for construction of a grade-separated intersection at SR1 and Cave Neck Road in Milton to preserve traffic capacity and safety along the SR1 corridor

As allowed by GASB, the State has adopted an alternative process for recording depreciation expense on selected infrastructure assets. Under this alternative method, referred to as the modified approach, the State expenses certain maintenance and preservation costs and does not report depreciation expense. Assets accounted for under the modified approach include 4,394 centerline miles and 841 bridges that the State is responsible to maintain with a total book value of \$4,514.3 million as of June 30, 2022.

It is the State's policy to maintain at least 85% of its highways at a fair or better condition rating and 95% of its national bridge inventory (combined structural and deck ratings) at a fair or better condition rating as follows:

The condition of road pavement is measured using the Overall Pavement Condition (OPC) system, which is based on the extent and severity of various pavement distresses that are visually observed. The OPC system uses a measurement scale that is based on a condition index ranging from 0 for poor pavement to 5 for pavement in excellent condition.

The condition of bridges is measured using the "Bridge Condition Rating" (BCR), which is based on the Federal Highway Administration's Coding Guide, "Recording and Coding Guide for the Structure Inventory and Appraisal of the Nation's Bridges". The BCR uses a measurement scale that is based on a condition index ranging from 0 to 9, 0 to 4 for substandard bridges, and 9 for bridges in perfect condition. For reporting purposes, substandard bridges are classified as those with a rating of 4 or less. The good or better condition bridges are taken as those with ratings of 6 to 9. A rating of 5 is considered fair.

The Department performs condition assessments of eligible infrastructure assets at least every three years.

Of the Department's 841 bridge structures that were rated in 2022, 81.0% received good or better BCR rating, 17.7% were rated fair, and 1.3% received a substandard rating. Of the 8,923,185 square feet of bridge deck that was rated, 62.3% received an OPC condition rating of good or

better, 36.8% received a fair rating, and 0.9% received a substandard deck rating. Of the 4,394 center-line miles that were rated in 2022, 92.0% received a fair or better OPC rating and 8.0% received a poor rating.

For 2022, the estimated and actual expenditures to maintain and preserve the Department's infrastructure were \$433.6 million and \$506.3 million, respectively.

Additional information on the State's capital assets can be found in Note 1 on pages 34 - 51, Note 6 on pages 80 - 82 and pages 146 - 147 in the Required Supplementary Information.

Long-Term Debt

The State uses general obligation debt to finance capital projects. At the end of the current fiscal year, the State had total debt outstanding of \$2.3 billion backed by the full faith and credit of the State. The State's debt burden reflects its centralized role in financing facilities, including school construction projects. As of June 30, 2022, \$713.8 million, or 31.5% of the State's outstanding debt was issued on behalf of local school districts. Local school districts transferred \$69.0 million of property tax revenue to the State to cover related debt service during fiscal year 2022. Due to the State's statutory debt limits and its fiscal management, three principal rating agencies - Moody's Investor's Service, Fitch Ratings Standard & Poor's, and Kroll Bond Rating Agency - reaffirmed their triple-A ratings on the State's general obligation bonds during fiscal year 2022.

The State has no constitutional debt limits. However, in 1991, the State enacted legislation that limits debt issuance with a three-part test as follows:

- A 5% test restricts new debt authorization to 5% of budgetary general fund revenue as projected by the Delaware Economic and Financial Advisory Council (DEFAC) in June for the next fiscal year. For fiscal year 2022, debt authorization was limited to \$255.9 million.
- A 15% test restricts debt issuance if the annual payments on all outstanding debt exceed 15% of estimated budgetary general fund and Transportation Trust Fund Revenue for the next fiscal year. Currently these annual payments represent approximately 6.0% of estimated general fund and Transportation Trust Fund revenues.
- Finally, a cash balance test restricts debt issuance if the debt service payment in any year exceeds the estimated cumulative cash balance for the following fiscal year. For fiscal year 2022, the projected cash balance exceeded debt service.

The following table is a two-year comparison of bonded debt presented for both governmental and business-type activities:

Table 4
State of Delaware Bonded Debt as of June 30, 2022 and 2021
General Obligation and Revenue Bonds
(Expressed in Thousands)

	Governmental Activities		Business-Type Activities		Total	
	2022	2021	2022	2021	2022	2021
General Obligation Bonds	\$ 2,265,638	\$ 2,237,808	\$ —	\$ —	\$ 2,265,638	\$ 2,237,808
Revenue Bonds	54,710	57,890	1,054,245	1,131,590	1,108,955	1,189,480
	<u>\$ 2,320,348</u>	<u>\$ 2,295,698</u>	<u>\$ 1,054,245</u>	<u>\$ 1,131,590</u>	<u>\$ 3,374,593</u>	<u>\$ 3,427,288</u>

On March 2, 2022, the State issued \$255.0 million of general obligation bonds maturing between March 1, 2023 and March 1, 2042. Of the \$255.0 million issued as Series 2022, \$222.5 million was issued representing new money, the proceeds of which were used to fund various capital projects as authorized by the General Assembly; and \$32.5 million was issued as refunding bonds, the proceeds of which were used to refund existing bonds for a net present value savings of \$6.4 million, or 15.5% of the principal refunded. The bonds bear coupons between 3.0% and 5.0% and yield between 0.860% and 2.330%.

In addition, the Sustainable Energy Utility, Inc. (SEU) had \$54.7 million of Revenue Bonds outstanding as of June 30, 2022. The SEU bonds support general government initiatives and have been used to finance construction on energy efficient upgrades to facilities in the State, therefore this debt is reflected in the primary government statements as governmental activities. The bonds are secured by appropriations of the State organizations that are participating in the SEU program but are not an obligation of the State.

Debt issued by the Delaware Transportation Authority does not constitute a debt of the State or a pledge of its general taxing power or of its full faith and credit. Rather, the outstanding revenue bonds are obligations of the Authority payable solely from and secured by a pledge and assignment of certain tolls and revenues such as motor fuel tax revenues, motor vehicle document fees and motor vehicle registrations. The Delaware Transportation Authority has revenue bonds outstanding of \$1,054.2 million to support its ongoing capital transportation program which includes \$184.0 million in Grant Anticipation Vehicle Bonds (GARVEEs) to finance a portion of the costs of completing the final design and right-of-way acquisition for a new U.S. 301. The Delaware Transportation Authority also obtained a loan from the Federal Highway Administration (FHWA) to finance construction of the U.S. 301 toll road project, which has an outstanding balance of \$236.4 million as of June 30, 2022.

Additional information on the State of Delaware's long-term debt can be found in Notes 8, 9, and 10 on pages 84 - 99 of this report.

Financial Management

The State's financial management continues to be recognized by the premier credit rating from all four principal rating agencies: Aaa from Moody's Investor's Service, AAA from Fitch Ratings and AAA from Standard & Poor's, and AAA from Kroll Bond Rating Agency. The ratings reflect Delaware's financial management practices that have become institutionalized within the State:

- Expenditure budgeting of 98% of available budgetary general fund revenue;
- Budgetary general fund revenue forecasts that are frequent, objective and often conservative;
- Three-part debt affordability test that limits debt authorization to 5% of budgetary general fund revenue; debt service to 15% of tax supported revenue; and the cash balance test;
- Consistent satisfaction of the State's budget reserve requirement – the State's rainy day fund has never fallen below its mandated 5% of general fund revenue; and
- Adequate funding of its pension plan.

Economic Factors and Next Year's Budgets and Rates

Delaware's recent economic performance has been mixed as the State continues to recover from the pandemic. The State currently has 5,000 fewer jobs than immediately prior to the pandemic, one of 32 states (including Washington, DC) which have yet to fully recover two and a half years later. Employment in the education and health service industry stands at a level 5,100 below where it was at the start of the pandemic. Accommodation and food services, one of the hardest-hit industries, is almost 2,000 jobs below its February 2020 level. Transportation, warehousing and utilities is the strongest performer, gaining 2,500 jobs, as Delaware's prime east coast location and improved transportation network have drawn increasing attention from distribution and logistics companies. Delaware's key finance industry has essentially regained all the jobs lost during the pandemic and its aftermath — the higher interest rate environment will likely benefit this sector in the near term.

The unemployment rate, which peaked at 13.3% in May 2020, stands at 4.5%. Improvement had generally been steady through the end of 2021, but for most of 2022 unemployment has hovered around 4.5%. In contrast, the national unemployment rate has improved from 14.7% in April 2020 to 3.7%, but also has essentially stagnated throughout 2022. Delaware, though, is not far off from its neighbors, in all of which unemployment is 4.0% or higher, as the economies of many states in the northeast has hit a soft patch. At least a part of the reason for Delaware's relatively higher unemployment rate is that growth in the labor force (individuals employed or actively looking for work, the denominator of the unemployment rate) is sixth best in the country since the onset of the pandemic. Many of the individuals who have reentered the labor force have not found jobs, so the number of unemployed has increased 26%. But these individuals believe their short-term employment prospects are promising, as opposed to those in Delaware's neighbors, all of whose labor forces have declined over the past two and a half years.

In the first quarter of 2022, per capita personal income stood at \$59,998, 94% of the national figure, several percentage points lower than the pre-pandemic level, but ranked 24th nationwide. Since the first quarter of 2021 per capita personal income has declined 2.5% due to dramatic reductions in government transfer payments — a performance that is 16th best in the nation (only two states and DC showed positive growth). Total personal income grew 6.9% in calendar year 2021, ranking 29th, though again ahead of Maryland, New Jersey and Pennsylvania, which increased 5.6%, 6.2% and 5.3% respectively.

By some measures, the State's housing market has cooled. The number of residential sales was down nearly 20% in August over August 2021 as was the inventory for sale, and the median time on market has increased from 13 days to 20 days. However, prices have continued to increase, growing 15% over the year. The industrial market has remained strong through mid-year, with the vacancy rate in northern Delaware falling from 1.3% to 0.4%; average lease rates increased slightly following a 30% increase in 2021. There are no signs yet of slowing, with the Middletown area in particular expected to continue to grow. The office market has weakened, as remote work and consolidations has negatively affected downtown Wilmington, though the suburban market, especially for Class A space, is stronger.

In-migration will continue to support Delaware's economy. While the State's natural population growth (births and deaths) as a percentage of the population ranked 38th nationally in 2021, domestic in-migration was fifth. The Delaware Population Consortium's most recent ten-year forecast calls for average annual population growth of 0.5%, led by Sussex County's 1.3% expected growth. The State's relatively low property tax, personal income tax treatment of retirement income (including military retirement income), and mild weather for the region suggest that Delaware will remain attractive for some time to come.

Though the national and State economies have become more sluggish recently, the most recent DEFAC forecast calls for continued growth. Employment is projected to grow by over four percent in fiscal year 2023, followed by a year of flat growth. Wage and salary income is expected to increase by over eight percent in the fiscal year, slowing to just under four percent in fiscal year 2024. After stronger-than-expected 8.2% growth in general fund revenues in fiscal year 2022, general fund revenues are forecast to remain roughly flat for the next two fiscal years, as several major revenue sources—the corporate franchise tax, corporate income tax, and realty transfer taxes—are expected to decline in one or both years.

Requests for Information

This financial report is designed to provide a general overview of the State's finances for all those with an interest in the government's finances. Questions concerning any of the information provided in this report or requests for additional financial information should be directed to the Department of Finance, Division of Accounting, 820 Silver Lake Boulevard, Suite 200, Silver Lake Plaza, Dover, Delaware 19904 or visit our website at <https://accounting.delaware.gov>.

STATE OF DELAWARE
STATEMENT OF NET POSITION
JUNE 30, 2022
(Expressed in Thousands)

	Primary Government			Discretely Presented Component Units
	Governmental Activities	Business-type Activities	Total	
ASSETS				
Cash and Cash Equivalents	\$ 72,295	\$ 556,441	\$ 628,736	\$ 176,268
Pooled Cash and Investments	3,972,546	59,044	4,031,590	114,828
Receivables, Net	985,955	174,321	1,160,276	504,829
Lease Receivable	20,723	13,539	34,262	129,287
Interfund Balances	10,958	(10,958)	—	—
Inventories	8,681	23,755	32,436	—
Prepaid Items	—	—	—	4,474
Investments	253,730	163,089	416,819	403,026
Other Assets	—	2,531	2,531	2,883
Restricted Assets:				
Pooled Cash and Investments	1,940,170	—	1,940,170	21,387
Deposit on Hold with Trustee	31	—	31	—
Restricted Investments	—	176,430	176,430	23,448
Net Pension Asset	1,167,170	48,231	1,215,401	97,237
Other Restricted Assets	—	—	—	9,216
Capital Assets:				
Non-Depreciable Assets, Net	803,214	5,085,707	5,888,921	499,180
Depreciable Capital Assets, Net	3,194,798	327,051	3,521,849	659,330
Total Capital Assets, Net	<u>3,998,012</u>	<u>5,412,758</u>	<u>9,410,770</u>	<u>1,158,510</u>
Total Assets	<u>12,430,271</u>	<u>6,619,181</u>	<u>19,049,452</u>	<u>2,645,393</u>
DEFERRED OUTFLOWS OF RESOURCES	<u>2,663,949</u>	<u>174,595</u>	<u>2,838,544</u>	<u>294,267</u>
LIABILITIES				
Accounts Payable	929,821	164,820	1,094,641	35,012
Accrued Liabilities	90,275	18,608	108,883	46,155
Accrued Interest Payable	41,864	18,596	60,460	3,278
Unearned Revenue	769,540	56,289	825,829	162,979
Escrow Deposits	—	38,451	38,451	—
Due Within One Year	510,025	102,470	612,495	21,507
Due In More Than One Year	3,678,536	1,339,884	5,018,420	475,869
Net Pension Liability, Due In More Than One Year	392,347	—	392,347	12,332
Net OPEB Liability, Due In More Than One Year	8,755,620	563,623	9,319,243	694,301
Total Liabilities	<u>15,168,028</u>	<u>2,302,741</u>	<u>17,470,769</u>	<u>1,451,433</u>
DEFERRED INFLOWS OF RESOURCES	<u>3,959,393</u>	<u>256,866</u>	<u>4,216,259</u>	<u>517,005</u>
NET POSITION				
Net Investment in Capital Assets	1,015,665	4,107,966	5,123,631	732,099
Restricted For:				
Debt Service	—	149,817	149,817	—
Federal and State Regulations	1,491,048	—	1,491,048	525,414
Bond Covenants	—	—	—	38,875
Unemployment Benefits	—	387,091	387,091	—
Loan Program	—	—	—	24,178
Other Purposes	—	—	—	43,252
Unrestricted (Deficit)	(6,539,914)	(410,705)	(6,950,619)	(392,596)
Total Net Position (Deficit)	<u>\$ (4,033,201)</u>	<u>\$ 4,234,169</u>	<u>\$ 200,968</u>	<u>\$ 971,222</u>

STATE OF DELAWARE
STATEMENT OF ACTIVITIES
FOR THE FISCAL YEAR ENDED JUNE 30, 2022
(Expressed in Thousands)

Functions/Programs	Program Revenues				Net (Expense) Revenues and Changes in Net Position			Discretely Presented Component Units
	Expenses	Charges for Services	Grants and Contributions		Primary Government		Total	
			Operating	Capital	Governmental Activities	Business-type Activities		
Primary Government:								
Governmental Activities:								
General Government	\$ 435,484	\$ 432,374	\$ 113,648	\$ —	\$ 110,538	\$ —	\$ 110,538	\$ —
Health and Children's Services	4,515,068	79,861	3,006,935	—	(1,428,272)	—	(1,428,272)	—
Judicial and Public Safety	1,050,981	81,751	194,449	—	(774,781)	—	(774,781)	—
Natural Resources and Environmental Control	172,589	29,643	46,604	—	(96,342)	—	(96,342)	—
Labor	111,981	8,186	73,693	—	(30,102)	—	(30,102)	—
Education	3,575,499	21,430	480,573	—	(3,073,496)	—	(3,073,496)	—
Interest	63,423	—	—	—	(63,423)	—	(63,423)	—
	<u>9,925,025</u>	<u>653,245</u>	<u>3,915,902</u>	<u>—</u>	<u>(5,355,878)</u>	<u>—</u>	<u>(5,355,878)</u>	<u>—</u>
Business-type Activities:								
Lottery	540,591	825,218	—	—	—	284,627	284,627	—
DelDOT	868,491	645,504	342,177	—	—	119,190	119,190	—
Unemployment	121,300	168,664	131,416	—	—	178,780	178,780	—
Total Business-type Activities	<u>1,530,382</u>	<u>1,639,386</u>	<u>473,593</u>	<u>—</u>	<u>—</u>	<u>582,597</u>	<u>582,597</u>	<u>—</u>
Total Primary Government	<u>\$ 11,455,407</u>	<u>\$ 2,292,631</u>	<u>\$ 4,389,495</u>	<u>\$ —</u>	<u>(5,355,878)</u>	<u>582,597</u>	<u>(4,773,281)</u>	<u>—</u>
Discretely Presented Component Units:								
Delaware State Housing Authority	\$ 184,925	\$ 19,784	\$ 186,739	\$ 452	—	—	—	22,050
Diamond State Port Corporation	4,808	—	14,239	—	—	—	—	9,431
Riverfront Development Corporation	9,770	1,645	—	30,018	—	—	—	21,893
Delaware State University	196,267	104,822	63,348	6,357	—	—	—	(21,740)
Delaware Charter Schools	279,393	5,376	45,109	1,727	—	—	—	(227,181)
Delaware Agricultural Lands Preservation Foundation	691	567	10,566	3,572	—	—	—	14,014
Total Discretely Presented Component Units	<u>\$ 675,854</u>	<u>\$ 132,194</u>	<u>\$ 320,001</u>	<u>\$ 42,126</u>	<u>—</u>	<u>—</u>	<u>—</u>	<u>(181,533)</u>
General Revenues:								
Taxes:								
Personal Income					1,945,182	—	1,945,182	—
Business					3,318,517	—	3,318,517	—
Real Estate					787,242	—	787,242	—
Other					502,224	—	502,224	—
Unrestricted Payments from Primary Government					—	—	—	275,158
Investment Income					26,044	(901)	25,143	4,336
Miscellaneous					25,064	(626)	24,438	19,817
Transfers In (Out)					289,894	(289,894)	—	—
Total General Revenues and Transfers					<u>6,894,167</u>	<u>(291,421)</u>	<u>6,602,746</u>	<u>299,311</u>
Changes in Net Position					1,538,289	291,176	1,829,465	117,778
Net Position (Deficit) - Beginning As Restated (Note 1)					<u>(5,571,490)</u>	<u>3,942,993</u>	<u>(1,628,497)</u>	<u>853,444</u>
Net Position (Deficit) - Ending					<u>\$ (4,033,201)</u>	<u>\$ 4,234,169</u>	<u>\$ 200,968</u>	<u>\$ 971,222</u>

**STATE OF DELAWARE
BALANCE SHEET
GOVERNMENTAL FUNDS
JUNE 30, 2022**
(Expressed in Thousands)

	General	Federal	Local School Districts	Capital Projects	Total Governmental Funds
ASSETS					
Cash and Cash Equivalents	\$ 56,356	\$ 93	\$ 15,846	\$ —	\$ 72,295
Pooled Cash and Investments	4,349,298	760,272	520,865	282,281	5,912,716
Deposit on Hold with Trustee	31	—	—	—	31
Investments	253,451	—	279	—	253,730
Lease Receivable	20,566	—	157	—	20,723
Accounts Receivable, Net	111,257	51,027	134	—	162,418
Taxes Receivable, Net	92,521	—	49,878	—	142,399
Intergovernmental					
Receivables, Net	—	298,360	—	—	298,360
Loans and Notes Receivable, Net	40,421	342,356	—	—	382,777
Due from Other Funds	85,848	6,444	—	—	92,292
Inventories	8,681	—	—	—	8,681
TOTAL ASSETS	\$ 5,018,430	\$ 1,458,552	\$ 587,159	\$ 282,281	\$ 7,346,422
LIABILITIES					
Accounts Payable	\$ 601,857	\$ 278,310	\$ 39,408	\$ 10,246	\$ 929,821
Accrued Liabilities	90,275	—	—	—	90,275
Other Liabilities	851	—	—	—	851
Escheat Liability	825,000	—	—	—	825,000
Due to Other Funds	22,029	59,305	—	—	81,334
Unearned Revenue	9,268	760,272	—	—	769,540
Total Liabilities	1,549,280	1,097,887	39,408	10,246	2,696,821
DEFERRED INFLOWS OF RESOURCES	140,673	18,309	47,846	—	206,828
FUND BALANCES					
Nonspendable	45,198	—	—	—	45,198
Restricted	376,752	342,356	499,905	272,035	1,491,048
Committed	452,590	—	—	—	452,590
Assigned	159,589	—	—	—	159,589
Unassigned	2,294,348	—	—	—	2,294,348
Total Fund Balances	3,328,477	342,356	499,905	272,035	4,442,773
TOTAL LIABILITIES, DEFERRED INFLOWS, AND FUND BALANCE	\$ 5,018,430	\$ 1,458,552	\$ 587,159	\$ 282,281	\$ 7,346,422

STATE OF DELAWARE
RECONCILIATION OF THE GOVERNMENTAL FUNDS BALANCE SHEET
TO THE STATEMENT OF NET POSITION
JUNE 30, 2022

(Expressed in Thousands)

Total Fund Balances - Governmental Funds		\$ 4,442,773
Amounts reported for governmental activities in the statement of net position are different because:		
Net pension asset available to fund future pension obligations		1,167,170
Net capital assets used in governmental activities are not financial resources and therefore are not reported in the funds. These assets consist of:		
Land	\$ 528,409	
Land Improvements	171,838	
Buildings	2,705,865	
Right-to-Use Leased Buildings	231,901	
Easements	83,550	
Right-to-Use Leased Equipment	3,791	
Equipment, Vehicles and Software	81,403	
Construction in Progress	<u>191,255</u>	
		3,998,012
Deferred outflows of resources related to the pension and OPEB contributions, changes in proportion, change in assumptions, experience differences, and investment differences		
		2,663,949
Deferred inflows of resources related to:		
Revenues that will be collected after year-end, but are not available to pay for the current period's expenditures	206,828	
Pension investment differences, changes in proportion, and experience differences	(2,270,930)	
OPEB investment differences, changes in proportion, and change in assumptions	(1,617,109)	
Lease Related	(19,006)	
Deferred gains on refunding of bonds	<u>(52,348)</u>	
		(3,752,565)
Certain liabilities net of related assets are not due and payable in the current period and are not reported in the fund balance sheet. These liabilities consist of:		
Interest Payable	(41,864)	
Claims and Judgments (Current and Long-term)	(196,380)	
Compensated Absences (Current and Long-term)	(211,298)	
Pollution Remediation Obligations (Current and Long-term)	(22,181)	
Notes Payable	(30,171)	
General Obligation and Revenue Bonds and Related Accounts	(2,648,803)	
Lease Obligations	(246,469)	
Net Pension Liability, Due In More Than One Year	(392,347)	
Net OPEB Liability, Due In More Than One Year	(8,755,619)	
Other Long-term Obligations	<u>(7,408)</u>	
		<u>(12,552,540)</u>
Total Net Position (Deficit) of Governmental Activities		\$ <u>(4,033,201)</u>

STATE OF DELAWARE
STATEMENT OF REVENUES, EXPENDITURES AND CHANGES
IN FUND BALANCES (DEFICITS)
GOVERNMENTAL FUNDS
FOR THE FISCAL YEAR ENDED JUNE 30, 2022
(Expressed in Thousands)

	General	Federal	Local School District Fund	Capital Projects	Total Governmental Funds
Revenues					
Personal Taxes	\$ 1,945,182	\$ —	\$ —	\$ —	\$ 1,945,182
Business Taxes	3,314,726	—	—	—	3,314,726
Other Tax Revenue	502,224	—	791,034	—	1,293,258
Licenses, Fees, Permits and Fines	561,696	—	2,474	—	564,170
Rentals and Sales	91,298	—	7,536	—	98,834
Grants	27,723	3,829,010	5,279	—	3,862,012
Interest and Other Investment Income	24,397	—	78	—	24,475
Other	162,804	—	9,062	—	171,866
Total Revenues	6,630,050	3,829,010	815,463	—	11,274,523
Expenditures					
Current:					
General Government	520,995	183,291	—	—	704,286
Health and Children's Services	1,594,461	2,903,306	—	—	4,497,767
Judicial and Public Safety	850,925	196,313	—	—	1,047,238
Natural Resources and Environmental Control	160,329	9,176	—	—	169,505
Labor	32,718	81,201	—	—	113,919
Education	2,100,555	469,015	652,569	—	3,222,139
Unrestricted Payments to Component Unit - Education	210,726	—	64,432	—	275,158
Capital Outlay	33,707	346	9,494	257,628	301,175
Debt Service:					
Principal	205,610	1,854	—	—	207,464
Interest and Other Charges	102,126	1,010	—	—	103,136
Costs of Issuance of Debt	158	—	—	—	158
Total Expenditures	5,812,310	3,845,512	726,495	257,628	10,641,945
Excess (Deficiency) of Revenues Over (Under) Expenditures	817,740	(16,502)	88,968	(257,628)	632,578
Other Sources (Uses) of Financial Resources					
Transfers In	419,751	—	34,974	—	454,725
Transfers Out	(42,709)	(72)	(70,366)	(51,684)	(164,831)
Issuance of General Obligation Bonds	—	—	—	222,485	222,485
Issuance of Refunding Debt	—	—	—	32,545	32,545
Payment to Refunding Escrow Agent	(41,589)	—	—	—	(41,589)
Premiums on Bond Sales	—	—	—	46,821	46,821
Lease Proceeds	33,707	346	9,494	—	43,547
Total Other Sources (Uses) of Financial Resources	369,160	274	(25,898)	250,167	593,703
Net Change in Fund Balances	1,186,900	(16,228)	63,070	(7,461)	1,226,281
Fund Balances - Beginning As Restated (Note 1)	2,141,577	358,584	436,835	279,496	3,216,492
Fund Balances - Ending	\$ 3,328,477	\$ 342,356	\$ 499,905	\$ 272,035	\$ 4,442,773

STATE OF DELAWARE
RECONCILIATION OF THE NET CHANGES IN FUND BALANCES -
TOTAL GOVERNMENTAL FUNDS TO CHANGE IN NET POSITION
OF GOVERNMENTAL ACTIVITIES
FOR THE FISCAL YEAR ENDED JUNE 30, 2022
(Expressed in Thousands)

Net Changes in Fund Balances		1,226,281
	Amounts reported for governmental activities in the statement of activities are different because:	
	Governmental funds report capital outlays as expenditures. However, in the statement of activities, the cost of those assets is allocated over their estimated useful lives as depreciation expense.	
	In the current period, these amounts are:	
	Capital Outlays	251,423
	Depreciation Expense	(210,584)
	Loss on Disposal of Assets	<u>(3,055)</u>
		37,784
	Change in revenues in the Statement of Activities that do not provide current financial resources and are not reported as revenues in the funds.	23,680
	Bond proceeds provide current financial resources to governmental funds, but issuing debt increases long-term liabilities in the statement of net position. Repayment of bond principal is an expenditure in the governmental funds, but the repayment reduces long-term liabilities in the statement of net position. Components of the debt related adjustments consist of:	
	Debt Service Principal Repayments (net of sinking fund in the amount of \$72)	188,791
	Payment to Refunding Agent for Principal Repayments	41,589
	New Debt Issued (Face Value)	(255,030)
	Premium Received on General Obligation Bonds	(46,821)
	Amortization of Premiums on Bonds	33,085
	Current Year Gain on Refunding of Debt	(6,800)
	Amortization of Gain on Refunding of Debt	<u>8,080</u>
		(37,106)
	Some expenses reported in the statement of activities do not require the use of current financial resources and therefore, the changes in these liabilities are not reported as expenditures in the governmental funds:	
	Accrued Interest Expense	(3,339)
	Claims and Judgments	(5,064)
	Compensated Absences	15,183
	Pollution Remediation Obligation	2,022
	Change in Pension Liability	536,045
	Change in OPEB Liability	(218,144)
	Notes Payable	2,403
	Change in Lease liability	(40,940)
	Other Liabilities	<u>(516)</u>
		<u>287,650</u>
Change in Net Position in the Statement of Activities		<u><u>\$ 1,538,289</u></u>

STATE OF DELAWARE
STATEMENT OF NET POSITION
PROPRIETARY FUNDS

June 30, 2022

(Expressed in Thousands)

	Unemployment	Lottery	DeIDOT	Total
ASSETS				
Current Assets:				
Cash and Cash Equivalents	\$ 378,241	\$ 4,860	\$ 173,340	\$ 556,441
Pooled Cash and Investments	—	1,913	57,131	59,044
Accounts Receivable, Net	26,555	7,485	27,944	61,984
Lease Receivable	—	—	1,358	1,358
Taxes Receivable, Net	36,023	—	—	36,023
Intergovernmental Receivables, Net	7,953	—	68,067	76,020
Interest Receivable	—	—	294	294
Inventories	—	—	23,755	23,755
Due from Other Funds	—	3,242	—	3,242
Other Assets	—	—	53	53
Investments:				
Unrestricted	—	—	151,830	151,830
Restricted	—	—	93,225	93,225
Total Current Assets	448,772	17,500	596,997	1,063,269
Noncurrent Assets:				
Investments:				
Unrestricted	—	—	11,259	11,259
Restricted	—	—	83,205	83,205
Lease Receivables - net of current portion	—	—	12,181	12,181
Other Assets	—	2,478	—	2,478
Due from Other Funds	—	12,343	—	12,343
Net Pension Asset	—	1,410	46,821	48,231
Capital Assets:				
Capital Assets, Non-depreciable	—	—	5,085,707	5,085,707
Capital Assets, Depreciable, Net	—	—	327,051	327,051
Total Capital Assets, Net	—	—	5,412,758	5,412,758
Total Noncurrent Assets	—	16,231	5,566,224	5,582,455
Total Assets	448,772	33,731	6,163,221	6,645,724
DEFERRED OUTFLOWS OF RESOURCES				
	—	3,353	171,242	174,595
LIABILITIES				
Current Liabilities:				
Accounts Payable	61,681	8,788	94,351	164,820
Accrued Liabilities	—	7,712	10,896	18,608
Escrow Deposits	—	—	38,451	38,451
Interest Payable	—	—	18,596	18,596
Unearned Revenue	—	—	56,289	56,289
Due to Other Funds	—	—	26,543	26,543
Pollution Remediation Obligation	—	—	4	4
Claims and Judgements	—	—	1,520	1,520
Compensated Absences	—	—	2,192	2,192
Lease Liabilities	—	—	406	406
Revenue Bonds	—	—	98,348	98,348
Total Current Liabilities	61,681	16,500	347,596	425,777
Noncurrent Liabilities:				
Pollution Remediation Obligation	—	—	138	138
Lease Liabilities - net of current portion	—	—	980	980
Claims and Judgements	—	—	4,708	4,708
Liabilities Payable from Restricted Assets	—	2,478	—	2,478
Loans Payable	—	—	236,445	236,445
Net OPEB Liability, Due in More Than One Year	—	11,272	552,351	563,623
Compensated Absences	—	—	12,641	12,641
Revenue Bonds	—	—	1,082,494	1,082,494
Total Noncurrent Liabilities	—	13,750	1,889,757	1,903,507
Total Liabilities	61,681	30,250	2,237,353	2,329,284
DEFERRED INFLOWS OF RESOURCES				
	—	5,834	251,032	256,866
NET POSITION				
Net Investment in Capital Assets	—	—	4,107,966	4,107,966
Restricted for:				
Debt Service	—	—	149,817	149,817
Unemployment Benefits	387,091	—	—	387,091
Unrestricted (Deficit)	—	1,000	(411,705)	(410,705)
Total Net Position (Deficit)	\$ 387,091	\$ 1,000	\$ 3,846,078	\$ 4,234,169

STATE OF DELAWARE
STATEMENT OF REVENUES, EXPENSES AND CHANGES IN FUND NET POSITION
PROPRIETARY FUNDS

FOR THE FISCAL YEAR ENDED JUNE 30, 2022

(Expressed in Thousands)

	Unemployment	Lottery	DelDOT	Total
Operating Revenues:				
Unemployment Taxes-State Funded	\$ 168,664	\$ —	\$ —	\$ 168,664
Gaming Revenue	—	825,218	—	825,218
Pledged Revenues:				
Turnpike Revenue	—	—	158,478	158,478
Motor Vehicle and Related Revenue	—	—	377,977	377,977
Toll Revenue	—	—	62,614	62,614
Passenger Fares	—	—	8,019	8,019
Miscellaneous	—	—	38,416	38,416
	<u>168,664</u>	<u>825,218</u>	<u>645,504</u>	<u>1,639,386</u>
Operating Expenses:				
Unemployment Benefits - State Funded	8,641	—	—	8,641
Unemployment Benefits - Federal Funded	112,659	—	—	112,659
Cost of Sales	—	304,924	—	304,924
Prizes	—	223,549	—	223,549
Transportation	—	—	798,244	798,244
Depreciation and Amortization	—	—	33,565	33,565
General and Administrative	—	10,618	—	10,618
	<u>121,300</u>	<u>539,091</u>	<u>831,809</u>	<u>1,492,200</u>
Total Operating Expenses	<u>121,300</u>	<u>539,091</u>	<u>831,809</u>	<u>1,492,200</u>
Operating Income (Loss)	<u>47,364</u>	<u>286,127</u>	<u>(186,305)</u>	<u>147,186</u>
Nonoperating Revenues (Expenses):				
Interest Income	3,539	—	(4,440)	(901)
Interest Expense	—	—	(33,518)	(33,518)
Federal Grant Revenue	131,416	—	342,177	473,593
Grants to Other Agencies	—	—	(3,164)	(3,164)
Other Revenue	—	—	2,340	2,340
Gains (losses) on disposal of assets	—	—	(2,966)	(2,966)
Contributions	—	(1,500)	—	(1,500)
	<u>134,955</u>	<u>(1,500)</u>	<u>300,429</u>	<u>433,884</u>
Total Nonoperating Revenues (Expenses)	<u>134,955</u>	<u>(1,500)</u>	<u>300,429</u>	<u>433,884</u>
Income (Loss) Before Transfers	182,319	284,627	114,124	581,070
Transfers In	—	—	7,735	7,735
Transfers Out	—	(284,627)	(13,002)	(297,629)
	<u>182,319</u>	<u>—</u>	<u>108,857</u>	<u>291,176</u>
Increase in Net Position	<u>182,319</u>	<u>—</u>	<u>108,857</u>	<u>291,176</u>
Net Position (Deficit) - Beginning	<u>204,772</u>	<u>1,000</u>	<u>3,737,221</u>	<u>3,942,993</u>
Net Position (Deficit) - Ending	<u>\$ 387,091</u>	<u>\$ 1,000</u>	<u>\$ 3,846,078</u>	<u>\$ 4,234,169</u>

STATE OF DELAWARE
STATEMENT OF CASH FLOWS
PROPRIETARY FUNDS
FOR THE FISCAL YEAR ENDED JUNE 30, 2022
(Expressed in Thousands)

	<u>Unemployment</u>	<u>Lottery</u>	<u>DelDOT</u>	<u>Total</u>
Cash Flows from Operating Activities:				
Receipts from Employers	\$ 144,219	\$ —	\$ —	\$ 144,219
Receipts from Customers and Users	—	824,188	732,108	1,556,296
Payments to Suppliers for Goods and Services	—	(63,326)	(538,637)	(601,963)
Payments to Employees for Services	—	(6,495)	(216,130)	(222,625)
Payments for Insurance Claims	(136,068)	—	(5,635)	(141,703)
Payments for Prizes	—	(223,677)	—	(223,677)
Payment for Commissions	—	(247,714)	—	(247,714)
Net Cash Provided (Used) by Operating Activities	<u>8,151</u>	<u>282,976</u>	<u>(28,294)</u>	<u>262,833</u>
Cash Flows from Noncapital Financing Activities:				
Receipts from Federal Government for Operating Activities	139,708	—	33,964	173,672
Payment on Other Grants	—	(1,500)	(3,164)	(4,664)
Transfers In	—	—	7,735	7,735
Transfers Out	—	(287,691)	(13,002)	(300,693)
Net Cash Provided (Used) by Noncapital Financing Activities	<u>139,708</u>	<u>(289,191)</u>	<u>25,533</u>	<u>(123,950)</u>
Cash Flows from Capital and Related Financing Activities:				
Receipts from Federal Government for Capital Outlays	—	—	280,170	280,170
Purchases of Capital Assets	—	—	(151,432)	(151,432)
Principal Paid on Capital Debt	—	—	(77,345)	(77,345)
Interest Paid on Capital Debt	—	—	(53,801)	(53,801)
Amounts Paid to Escrow Agent for Refunding	—	—	—	—
Lease Receipts	—	—	1,571	1,571
Lease Payments	—	—	(732)	(732)
Proceeds from Sale of Land	—	—	991	991
Net Cash Provided (Used) by Capital and Related Financing Activities	<u>—</u>	<u>—</u>	<u>(578)</u>	<u>(578)</u>
Cash Flows from Investing Activities:				
Interest and Investment Revenues	3,538	—	1,687	5,225
Escrow Deposits Received	—	—	59	59
Purchase of Investments	—	—	(1,866,589)	(1,866,589)
Proceeds from Sales and Maturities of Investments	—	—	1,884,637	1,884,637
Net Cash Provided (Used) by Investing Activities	<u>3,538</u>	<u>—</u>	<u>19,794</u>	<u>23,332</u>
Net Increase (Decrease) in Cash, Cash Equivalents and Pooled Investments	151,397	(6,215)	16,455	161,637
Cash, Cash Equivalents and Pooled Investments- Beginning of Year	226,844	12,988	214,016	453,848
Cash, Cash Equivalents and Pooled Investments - End of Year	<u>\$ 378,241</u>	<u>\$ 6,773</u>	<u>\$ 230,471</u>	<u>\$ 615,485</u>
Reconciliation of Operating Income (Loss) to Net Cash Provided (Used) by Operating Activities:				
Operating Income (Loss)	\$ 47,364	\$ 286,127	\$ (186,305)	\$ 147,186
Adjustments to Reconcile Operating Income (Loss) to Net Cash Provided (Used) by Operating Activities:				
Depreciation Expense	—	—	33,565	33,565
Bad Debt Expense	—	—	1,097	1,097
Effect of Changes in Operating Assets, Deferred Inflows, Liabilities, and Deferred Inflows:				
Receivables, Net	(24,445)	(1,030)	1,220	(24,255)
Inventories	—	—	(2,025)	(2,025)
Prepaid Items	—	—	—	—
Net Pension Adjustment	—	—	(102,395)	(102,395)
Due to/from General Fund	—	—	37,406	37,406
Deferred Outflows of Resources	—	—	(14,894)	(14,894)
Deferred Inflows of Resources	—	—	94,393	94,393
Accounts and Other Payables	(14,768)	(3,902)	9,263	(9,407)
Accrued Liabilities	—	1,781	81,637	83,418
Accrued Payroll and Related Expenses	—	—	639	639
Net OPEB Adjustment	—	—	18,105	18,105
Net Cash Provided (Used) by Operating Activities	<u>\$ 8,151</u>	<u>\$ 282,976</u>	<u>\$ (28,294)</u>	<u>\$ 262,833</u>
Schedule of Noncash Noncapital Financing Activities				
Transfers Out	\$ —	\$ 3,064	\$ —	\$ 3,064
Capitalized Interest	—	—	6,801	6,801

STATE OF DELAWARE
STATEMENT OF FIDUCIARY NET POSITION
FIDUCIARY FUNDS
JUNE 30, 2022
(Expressed in Thousands)

	Pension & OPEB Trusts	Investment Trust	Custodial Funds
Assets:			
Cash and Cash Equivalents	\$ 1,039,580	\$ 2,393	\$ 23,584
Pooled Cash and Investments	31,882	—	\$ 121,768
Receivables:			
Accrued Interest	12,965	30	—
Investment Sales Pending	21,689	50	—
Employer Contributions	37,991	—	—
Member Contributions	7,185	—	—
Other Receivables	—	—	3,548
Investments, at Fair Value:			
Domestic Fixed Income	1,136,530	2,619	893
Domestic Equities	2,847,896	6,562	—
Pooled Equity and Fixed Income	4,091,162	9,377	—
Alternative Investments	2,758,376	6,356	—
Short Term Investments	—	—	—
Foreign Fixed Income	44,151	101	—
Foreign Equities	903,158	2,081	—
Total Assets	12,932,565	29,569	149,793
Liabilities:			
Investment Purchase Payable	29,343	68	—
Benefits/Claims Payable	18,712	—	—
Accrued Investment Expense	7,472	16	—
Accrued Administrative Expenses	361	—	—
Total Liabilities	55,888	84	—
Net Position Restricted for:			
Pensions	12,293,941	—	—
OPEB	582,736	—	—
Other Governments or Individuals	—	29,485	149,793
Total Net Position	\$ 12,876,677	\$ 29,485	\$ 149,793

STATE OF DELAWARE
STATEMENT OF CHANGES IN FIDUCIARY NET POSITION
FIDUCIARY FUNDS
FOR THE FISCAL YEAR ENDED JUNE 30, 2022
(Expressed in Thousands)

	<u>Pension & OPEB Trusts</u>	<u>Investment Trust</u>	<u>Custodial Funds</u>
Additions:			
Contributions:			
Employer Contributions	\$ 675,897	\$ —	\$ —
Transfer of Assets from Outside the System	19,544	2,736	—
Transfer of Contributions from Post-Retirement Increase Fund	12,552	—	—
Member Contributions	85,536	—	—
Collection of Child Support	—	—	269,176
Other Contributions	—	—	81,044
Miscellaneous Receipts	3	—	—
Total Contributions	<u>793,532</u>	<u>2,736</u>	<u>350,220</u>
Investments:			
Investment Earnings	149,637	328	—
Net Change in Fair Value of Investments	<u>(2,124,269)</u>	<u>(4,609)</u>	<u>—</u>
Total Investment Earnings	(1,974,632)	(4,281)	—
Less Investment Manager/Advisor/Custody Fees	(37,085)	(81)	—
Less Investment Administrative Expenses	<u>(855)</u>	<u>—</u>	<u>—</u>
Net Investment Earnings	<u>(2,012,572)</u>	<u>(4,362)</u>	<u>—</u>
Securities Lending Income	1,469	2	—
Securities Lending Expense	<u>(219)</u>	<u>—</u>	<u>—</u>
Total Net Securities Lending Income	<u>1,250</u>	<u>2</u>	<u>—</u>
Total Additions	<u>(1,217,790)</u>	<u>(1,624)</u>	<u>350,220</u>
Deductions:			
Transfer of Assets to Outside the System	3,723	2,609	—
Transfer of Assets to Post-Retirement Increase Fund	12,552	—	—
Pension/Claim Payments	1,066,749	—	—
Refunds of Contributions to Members	9,056	—	—
Burial Benefit Payments	7,006	—	—
Distribution of Child Support	—	—	271,421
Fine and Restitution Payments	—	—	67,529
Support for Individuals	—	—	18,013
Administrative Expenses	<u>6,710</u>	<u>2</u>	<u>2,206</u>
Total Deductions	<u>1,105,796</u>	<u>2,611</u>	<u>359,169</u>
Change in Net Position	(2,323,586)	(4,235)	(8,949)
Net Position - Beginning	<u>15,200,263</u>	<u>33,720</u>	<u>158,742</u>
Net Position - Ending	<u>\$ 12,876,677</u>	<u>\$ 29,485</u>	<u>149,793</u>

STATE OF DELAWARE
COMBINING STATEMENT OF NET POSITION
DISCRETELY PRESENTED COMPONENT UNITS
JUNE 30, 2022

(Expressed in Thousands)

	Delaware State Housing Authority	Diamond State Port Corporation	Riverfront Development Corporation	Delaware State University	Delaware Charter Schools	Delaware Agricultural Lands Preservation Foundation	Total
ASSETS							
Cash and Cash Equivalents	\$ 123,913	\$ 5,475	\$ 6,404	\$ 35,251	\$ 5,225	\$ —	\$ 176,268
Pooled Cash and Investments	310	—	269	14,686	87,120	12,443	114,828
Accounts and Other Receivables, Net	60,946	26,929	299	42,817	6,061	3,446	140,498
Loans and Notes Receivable, Net	300,758	54,837	1,046	—	—	7,690	364,331
Lease Receivable	—	119,762	—	86	9,276	163	129,287
Prepaid Items	3,970	—	58	—	446	—	4,474
Investments	368,644	—	—	19,285	15,097	—	403,026
Other Assets	—	17	28	1,682	1,156	—	2,883
Net Pension Asset	156	9,263	353	29,212	58,216	37	97,237
Restricted Assets:							
Cash and Cash Equivalents	—	106	—	10,926	10,355	—	21,387
Restricted Investments	2,086	—	—	21,362	—	—	23,448
Other Restricted Assets	—	—	—	9,216	—	—	9,216
Capital Assets:							
Capital Assets - Non-Depreciable	1,510	36,484	53,523	86,114	47,220	274,329	499,180
Capital Assets - Depreciable, Net	6,072	141,636	78,072	243,834	189,716	—	659,330
Total Capital Assets, Net	7,582	178,120	131,595	329,948	236,936	274,329	1,158,510
Total Assets	868,365	394,509	140,052	514,471	429,888	298,108	2,645,393
DEFERRED OUTFLOWS OF RESOURCES	8,429	631	98	70,295	214,709	105	294,267
LIABILITIES							
Accounts Payable	3,916	—	2,649	25,295	3,134	18	35,012
Accrued Liabilities	2	1,805	126	8,520	35,689	13	46,155
Accrued Interest Payable	—	16	—	1,141	2,121	—	3,278
Unearned Revenue	137,843	—	90	25,028	18	—	162,979
Due Within One Year	170	—	3,564	8,297	9,476	—	21,507
Due in More Than One Year	83,394	16,153	18,271	114,098	243,953	—	475,869
Net Pension Liability, Due In More Than One Year	—	—	—	—	12,332	—	12,332
Net OPEB Liability, Due In More Than One Year	7,437	—	—	233,520	453,052	292	694,301
Total Liabilities	232,762	17,974	24,700	415,899	759,775	323	1,451,433
DEFERRED INFLOWS OF RESOURCES	10,059	119,112	355	175,557	211,450	472	517,005
Net Position							
Net Investment in Capital Assets	6,953	160,760	109,760	165,362	14,935	274,329	732,099
Restricted for:							
Federal and State Regulations	525,308	106	—	—	—	—	525,414
Bond Covenants	38,875	—	—	—	—	—	38,875
Loan Program	24,178	—	—	—	—	—	24,178
Other Purposes	—	—	—	32,321	10,931	—	43,252
Unrestricted (Deficit)	38,659	97,188	5,335	(204,373)	(352,494)	23,089	(392,596)
Total Net Position (Deficit)	\$ 633,973	\$ 258,054	\$ 115,095	\$ (6,690)	\$ (326,628)	\$ 297,418	\$ 971,222

STATE OF DELAWARE
COMBINING STATEMENT OF ACTIVITIES
DISCRETELY PRESENTED COMPONENT UNITS
FOR THE FISCAL YEAR ENDED JUNE 30, 2022
(Expressed in Thousands)

	Net (Expenses) Revenues and Changes in Net Position										
	Program Income				Delaware State Housing Authority	Diamond State Port Corporation	Riverfront Development Corporation	Delaware State University	Delaware Charter Schools	Delaware Agricultural Lands Preservation Foundation	Total
	Expenses	Charges for Services	Grants and Contributions								
		Operating	Capital								
Discretely Presented Components Units											
Delaware State Housing Authority	\$ 184,925	\$ 19,784	\$ 186,739	\$ 452	\$ 22,050	\$ —	\$ —	\$ —	\$ —	\$ —	\$ 22,050
Diamond State Port Corporation	4,808	—	14,239	—	—	9,431	—	—	—	—	9,431
Riverfront Development Corporation	9,770	1,645	—	30,018	—	—	21,893	—	—	—	21,893
Delaware State University	196,267	104,822	63,348	6,357	—	—	—	(21,740)	—	—	(21,740)
Delaware Charter Schools	279,393	5,376	45,109	1,727	—	—	—	—	(227,181)	—	(227,181)
Delaware Agricultural Lands Preservation Foundation	691	567	10,566	3,572	—	—	—	—	—	14,014	14,014
	<u>\$ 675,854</u>	<u>\$ 132,194</u>	<u>\$ 320,001</u>	<u>\$ 42,126</u>	22,050	9,431	21,893	(21,740)	(227,181)	14,014	(181,533)
General Revenues											
Unrestricted Payments from Primary Government					—	—	—	58,737	216,421	—	275,158
Investment Income					7,206	1	—	(4,508)	1,637	—	4,336
Miscellaneous					—	—	26	13,239	6,498	54	19,817
Total General Revenues					7,206	1	26	67,468	224,556	54	299,311
Change in Net Position					29,256	9,432	21,919	45,728	(2,625)	14,068	117,778
Net Position (Deficit) - Beginning As Restated (Note 1)					604,717	248,622	93,176	(52,418)	(324,003)	283,350	853,444
Net Position (Deficit) - Ending					<u>\$ 633,973</u>	<u>\$ 258,054</u>	<u>\$ 115,095</u>	<u>\$ (6,690)</u>	<u>\$ (326,628)</u>	<u>\$ 297,418</u>	<u>\$ 971,222</u>

NOTE 1 SUMMARY OF SIGNIFICANT ACCOUNTING POLICIES

The accompanying financial statements of the State of Delaware (the State) have been prepared in conformity with accounting principles generally accepted in the United States (GAAP) as prescribed by the Governmental Accounting Standards Board (GASB).

(a) Reporting Entity

The accompanying financial statements present the State's primary government and include all funds, offices of elected officials, departments and organizations, bureaus, boards, commissions, and authorities that comprise the State's legal entity. Also included in the State's primary government are the State's 16 local school districts and 3 vo-tech schools (collectively referred to as the local school districts). The local school districts have separately elected boards, but they have not been specifically granted power by legislation to be legally separate. Based on the powers and authority granted in Title 14 of the State of Delaware Code, the primary government holds sufficient power and responsibility that the local school districts have been accounted for as not being legally separate and as a result have been reported in the primary government. The financial activity of the local school districts is reported in the General Fund, Local School District Fund (for real estate taxes levied by the schools), Federal Fund, and Capital Projects Fund.

The Delaware Technical and Community College (DTCC) was established by 14 Del. C. 91 as a State organization to operate or make available public institutions of learning for persons who have graduated from high school or who are unable to attend public high schools and offer a 2-year college parallel program or associate degree program. The Governor with the consent of the Senate appoints all seven members of the Board of Trustees. DTCC is considered part of the primary government and its activity is shown in the Education function in the General Fund, Federal Fund, and Capital Projects Fund of the primary government.

The DelDOT enterprise fund is also included in the reporting entity of the primary government. DelDOT has the overall responsibility for coordinating and developing transportation policies for the State along with the maintenance and operation of roadways and bridges that fall under its jurisdiction. To assist DelDOT in their mission, the State and DelDOT created the Delaware Transportation Authority (the Authority), which includes the activities of the Transportation Trust Fund (the Trust Fund) and the Delaware Transit Corporation (DTC). The Authority is a body politic and corporate whose actions are taken by resolution of the Secretary of Transportation, the Director of the Office of Management and Budget, and the Administrator of the Trust Fund. The Authority's principal role is to provide financing to DelDOT and as a result is a blended component unit of DelDOT.

Fiduciary funds, although legally separate entities, are in substance part of the State's operations. The State's reporting entity also comprises its component units, entities for which the State is considered either financially accountable or the nature and the significance of their relationship with the State are such that exclusion would cause the State's financial statements to be misleading. Blended component units are reported within the primary government. Discretely presented component units are reported in a separate column in the government-wide financial statements (see note below for description) to emphasize that such are legally separate from the State.

The decision to include and how to report a component unit in the State's reporting entity is based on several criteria, including legal standing, debt responsibility, fiscal dependency, and financial accountability. The State is financially accountable for legally separate organizations if it appoints a voting majority of the organization's board and (1) it is able to impose its will on that organization or (2) there is a potential for the organization to provide specific financial benefits to, or impose specific financial burdens on the State. The State may also be financially accountable if an organization is fiscally dependent on the State and there is a potential for the organization to provide specific benefits to or impose specific financial burdens on the State, regardless of whether the organization has a separately elected governing board, a governing board appointed by a higher level of government, or a jointly appointed board.

Blended Component Units

The Delaware Public Employees' Retirement System (DPERS) is a public employee retirement system, which covers substantially all State employees. The DPERS is a legally separate entity. DPERS' Board is comprised of five members appointed by the Governor and confirmed by the State Senate, plus two ex-officio members. It provides services and benefits almost exclusively to the primary government, and it is considered a fiduciary fund component unit and shown in the financial statements as part of the primary government as a pension trust fund. The DPERS financial report for the fiscal year ended June 30, 2022 may be obtained at www.delawarepensions.com or by writing to the State Board of Pension Trustees and Office of Pensions, Mc Ardle Building, Suite 1, 860 Silver Lake Boulevard, Dover, Delaware 19904-2402.

The Delaware Other Postemployment Benefits Fund Trust (OPEB Trust) is a trust which provides retirement medical coverage to pensioners and their eligible dependents in the State's Employees', Judiciary, New State Police, and Closed State Police Pension Plans. The OPEB Trust is a legally separate entity and by legislative code the Board of DPERS serves as the Board of the OPEB Trust. It provides services and benefits almost exclusively to the primary government and its component units and affiliated agencies. The OPEB Trust is considered a fiduciary fund component unit and is shown in the financial statements as part of the primary government as the OPEB Trust Fund. The OPEB Trust financial report for the fiscal year ended June 30, 2022 may be obtained at www.delawarepensions.com or by writing to the State Board of Pension Trustees and Office of Pensions, Mc Ardle Building, Suite 1, 860 Silver Lake Boulevard, Dover, Delaware 19904-2402.

The Delaware Economic Development Authority (DEDA) was established by 29 Del. C. 87A, Subchapter VII as a legally separate entity to assist the State in the development of industrial, commercial, and agricultural businesses, including assisting in the financing of facilities and activities in order to contribute to the prosperity, health, and general welfare of the citizens of the State. DEDA is considered to be a blended component unit due to the board being the same as the primary government. It is funded almost exclusively by State appropriations and is under the direction of the Governor-appointed director who guides the operations of the State employees. It is reported as part of the General Government in the General Fund of the primary government.

The Sustainable Energy Utility, Inc. (SEU) is a legally separate 501(c)(3) nonprofit organization, which was established to reduce energy waste and foster a sustainable energy

future for the State. The Governor appoints seven of the eleven members. It provides benefits almost exclusively to the primary government by developing and coordinating programs for the purpose of promoting sustainable use of energy by State departments and organizations. The SEU is considered a blended component unit and is shown as part of the Natural Resources and Environmental Control function in the General Fund of the primary government.

Discretely Presented Component Units

The following component units are entities that are legally separate from the State, but are financially accountable to the State for reporting purposes or whose relationship with the State is such that exclusion would cause the State's financial statements to be misleading. The discretely presented component units' column of the basic financial statements includes the financial data of these entities. Each discretely presented component unit has a June 30, 2022 fiscal year-end.

Complete financial statements for each of the discretely presented component units may be obtained from their respective administrative offices.

Delaware State Housing Authority (DSHA)

The Delaware State Housing Authority is a public corporation whose Director is appointed by the Governor with the consent of the State Senate and serves at the Governor's pleasure. The DSHA is governed by the Council on Housing whose eleven members are appointed by the Governor. The DSHA administers the role of providing affordable housing as a key aspect of State policy. The State provides both General Fund appropriations and capital funding to assist DSHA in its mission. Certain transactions of the DSHA require the approval of the primary government. The DSHA is authorized, among other things, to (1) make mortgage, construction and other loans to not-for-profit and limited for-profit housing sponsors; (2) make loans to mortgage lenders, requiring the proceeds thereof to be used for making newly qualified residential mortgage loans; (3) purchase qualified mortgage loans from mortgage lenders; and (4) apply for and receive assistance and subsidies under programs from the federal government and others.

Diamond State Port Corporation (DSPC)

The Diamond State Port Corporation was organized as a body corporate and politic constituting a public instrumentality of the State. The DSPC is empowered to operate, improve and maintain the Port of Wilmington and related facilities. The Governor appoints eight of the fifteen members of the board of directors, with the advice and consent of the Senate. Certain transactions of the DSPC require the approval of the primary government.

Riverfront Development Corporation (RDC)

The Riverfront Development Corporation was formed to plan, develop, and manage programs and projects intended to foster economic development along the Brandywine and Christina Rivers. The Governor appoints eight of the twenty-one board members; however, five of the remaining thirteen directors consist of the Governor and four State officials. Authorization by the State's Budget Director and Controller General is required before funds of the RDC may be expended, which indicates imposition of will.

Delaware State University (DSU)

Delaware State University is a public institution of higher education. Funding is primarily through State appropriations. State appropriations, without restrictions as to use by DSU, are reported in general revenue. Additional funding is derived from tuition, federal grants, private donations and grants. The Board of Trustees is comprised of fifteen members, eight appointed by the Governor of Delaware and seven elected by the Trustees. The President of DSU and the Governor of the State of Delaware serve as ex-officio members of the Board. DSU financial data includes its component unit, the Delaware State University Foundation, Inc. The State annually appropriates funding for DSU, which totaled \$58.7 million in fiscal year ending June 30, 2022, which is 24% percent of DSU's total revenues.

Delaware Charter Schools

The State's 23 Charter Schools are public schools funded primarily through State appropriations. Additional funding is derived from federal grants passed through from the primary government, private donations and funds received from local school districts on a tax portion per child basis. State funding for the Charter Schools totaled \$216.4 million for the fiscal year ending June 30, 2022 which represents 99 percent of the Charter Schools' total revenues. Each Charter School is a separate legal entity managed by its own separate board of directors and operates independently under a charter granted by the State Department of Education with the approval of the State Board of Education. Charters are granted for an initial period of four years and renewable every five years thereafter. Charter Schools issue their own debt but are dependent on the State for their primary funding. Financial information for Delaware Charter Schools is presented in the aggregate as they are individually immaterial to the State's basic financial statements but each represents a discretely presented component unit.

Delaware Agricultural Lands Preservation Foundation (DALPF)

The Delaware Agricultural Lands Preservation Foundation was established to provide comprehensive agricultural lands preservation programs to serve the long-term needs of the agriculture community and the citizens of Delaware. State appropriations fund DALPF for their specific programs. DALPF is comprised of twelve trustees and the Governor of the State of Delaware appoints ten of them. DALPF shall continue until its existence is terminated by law, whereby all of its rights, properties and liabilities shall pass to and be assumed by the State.

Related Organizations

Organizations in which the State appoints the voting majority of the board but the State is not financially accountable for the organizations are considered related organizations.

The Delaware Solid Waste Authority (DSWA) is a legally separate entity and the primary government appoints all seven members of its governing board. The primary government's accountability for DSWA does not extend beyond making the appointments. The DSWA is responsible for implementing solid waste disposal, recycling, and resource recovery systems, facilities, and services for the State of Delaware. The financial activities of DSWA are not included in the State's financial statements.

The Delaware Health Facilities Authority (DHFA) was established by 16 Del. C. 92 for the benefit of the people of the State, the increase of their commerce, welfare and prosperity and the improvement of their health and living conditions and provides a measure of assistance and an alternative method to enable facilities to provide structures needed to accomplish this purpose. All of the seven members of the board are appointed by the Governor. The primary government's accountability for DHFA does not extend beyond making the appointments. The financial activities of DHFA are not included in the State's financial statements.

Complete financial statements for each of the related organizations may be obtained from their respective administrative offices.

Jointly Governed Organization

The Delaware River and Bay Authority (DRBA), a body politic, was created with the intention of advancing the economic growth and development of those areas in the State of Delaware and the State of New Jersey, which border the Delaware River and Delaware Bay. DRBA is governed by twelve commissioners: six appointed by the State of Delaware and six appointed by the State of New Jersey. DRBA is autonomous from a day-to-day operations perspective and neither state is obligated for DRBA's debt. DRBA is not included in the basic financial statements as the State of Delaware has no ongoing financial interest or financial responsibility. Complete financial statements for the DRBA may be obtained from its administrative office.

Other Organization

The Governor appoints eight members of the governing board of the University of Delaware (the University). The remaining twenty members are elected separately. Since the primary government's accountability does not extend beyond State grants to the University and there is a lack of fiscal dependency, the financial activities of the University are not included in the State's basic financial statements..

Government-Wide and Fund Financial Statements

The government-wide financial statements (i.e., the statement of net position and the statement of activities) report information on all of the non-fiduciary activities of the primary government and its component units. For the most part, the effect of interfund activity has been removed from these statements. Governmental activities, which normally are supported by taxes and intergovernmental revenues, are reported separately from business-type activities, which rely to a significant extent on fees and charges for support. Likewise, the primary government is separately presented from certain legally separate component units for which the State is financially accountable.

The statement of net position measures not just current assets and liabilities, but also long-term assets and liabilities such as capital assets (including infrastructure assets) and general long-term debt. The difference between the State's assets, deferred outflows of resources and its liabilities and deferred inflows of resources is its net position. Net position is displayed in three components – net investment in capital assets (capital assets, net of accumulated depreciation and related debt); restricted; and unrestricted. Net position is restricted when constraints are placed that are either externally imposed or are imposed by constitutional

provisions or enabling legislation. When both restricted and unrestricted resources are available for use, generally it is the State's policy to use restricted resources first, then unrestricted resources as they are needed.

The statement of activities demonstrates the degree to which the direct expenses of a given function or segment is offset by program revenues. Direct expenses are those that are clearly identifiable with a specific function or segment. Program revenues include 1) charges to customers or applicants who purchase, use, or directly benefit from goods, services, or privileges provided by a given function or segment and 2) grants and contributions that are restricted to meeting the operational or capital requirements of a particular function or segment. Taxes and other items properly excluded among program revenues are reported as general revenues.

Separate fund financial statements are provided for governmental funds, proprietary funds, and fiduciary funds, even though the latter are excluded from the government-wide financial statements. Major individual governmental funds and major individual proprietary funds are reported in separate columns in the fund financial statements.

(b) Measurement Focus, Basis of Accounting, and Financial Statement Presentation

The government-wide financial statements are reported using the economic resources measurement focus and the accrual basis of accounting, as are the proprietary fund and fiduciary fund financial statements. Custodial funds reported as part of the fiduciary fund financial statements are custodial in nature and do not have a measurement focus. Revenues are recorded when earned and expenses are recorded when a liability is incurred, regardless of the timing of related cash flows. Property taxes are recognized as revenues in the year for which they are levied and other taxes are recognized when the transaction occurs. Grants and similar items are recognized as revenue as soon as all eligibility requirements have been met.

As a general rule, the effect of interfund activity has been eliminated from the government-wide financial statements. Exceptions to this general rule are charges between the State's enterprise operations and various other functions of the government. Elimination of these charges would distort the direct costs and program revenues reported for the various functions concerned.

Intrafund non-exchange transactions between the primary government and component units are reported as operating or capital grants as appropriate for restricted amounts. Unrestricted amounts are reported as general revenue.

Governmental fund financial statements are reported using the current financial resources measurement focus and the modified accrual basis of accounting. Revenues are recognized as soon as they are both measurable and available. Revenues are considered to be available when they are collectible within the current period or soon enough thereafter to pay liabilities of the current period. For this purpose, the State considers all revenues to be available if they are collected within 60 days of the end of the current fiscal period. Expenditures generally are recorded when a liability is incurred, as under accrual accounting. However, debt service expenditures, as well as expenditures related to other long term liabilities including lease liabilities, compensated absences and claims and judgments, are recorded only when payment is due. General capital asset acquisitions, including entering into contracts giving the State

the right to use leased assets, are reported as expenditures in governmental funds. Issuance of long-term debt and financing through leases are reported as other financing sources.

Taxes, grants, fees, sales, rents, and interest income associated with the current fiscal period are all considered to be susceptible to accrual and have been recognized as revenues of the current fiscal period to the extent earned and available. All other revenue items are considered to be measurable and available only when cash is received by the State. Revenue related to expenditure driven grants is recognized when the qualifying expenditures have been incurred and all other requirements for recognition have been met.

Governmental Funds

The State reports the following major governmental funds:

General Fund – The General Fund is the State’s primary operating fund. It accounts for all financial resources obtained and used for those services traditionally provided by a state government, which are not required to be accounted for in other funds. These services include, among others, education, and health and social services.

Federal Fund – The Federal Fund accounts for all activities relating to the State’s federal grant programs.

Local School District Fund – The Local School District Fund is used to account for aggregate financial activity of the State’s local school districts that is funded by locally-raised real estate taxes, interest, and minor miscellaneous revenue. All other financial activity that is funded from sources, such as federal grant programs, major and minor capital project programs, and subsidized government programs are accounted for in the General Fund, Federal Fund, and Capital Projects Fund.

Capital Projects Fund – Transactions related to resources obtained and used for the acquisition or construction of major capital facilities (other than those financed by Proprietary and Fiduciary Funds) are accounted for in the Capital Projects Fund. Such resources are derived principally from proceeds of general obligation bond issues, federal grants, and transfers from the General Fund.

Proprietary Funds

Proprietary funds are used to account for those activities which are financed and operated in a manner similar to private business enterprises. The costs of providing services to the public on a continuing basis are financed by or recovered primarily through user charges.

Proprietary funds distinguish operating revenues and expenses from non-operating items. Operating revenues and expenses generally result from providing services and producing and delivering goods in connection with a proprietary fund’s principal ongoing operations. The principal operating revenues of the Unemployment Fund are charges to employers for taxes against wages. The principal operating revenues of the Lottery Fund and DelDOT Fund are charges to customers for sales and services.

The Lottery Fund recognizes revenue from online games on the day of the drawing. Revenue from the sale of instant tickets is recognized when the book has been activated and 85% of the related prizes of an activated book are paid, 90 days from the date of activation, or when

the next pack of the same game is activated. Revenue from the video lottery and table games is recognized, net of prizes paid, at the time the public plays the game. Revenue from the sports lottery is also recognized at the time the public plays the game.

Operating expenses for proprietary funds include the cost of sales and services, administrative expenses, and depreciation on capital assets. For the Unemployment Fund, expenses are payments of benefits to recipients. All expenses not meeting this definition are reported as non-operating expenses.

The State reports the following major proprietary funds:

Unemployment Fund – The Unemployment Fund accounts for the activities relating to the State’s Unemployment Insurance Trust Fund.

Lottery Fund – The Lottery Fund accounts for the activities relating to the State’s Lottery program.

DelDOT Fund – The DelDOT Fund accounts for the activities relating to the operation of the State’s Department of Transportation, including the Delaware Transportation Authority, which is comprised of the Transportation Trust Fund and Delaware Transit Corporation.

Fiduciary Funds

The fiduciary funds account for assets held by the State in a trustee capacity or as an agency for other individuals or organizations. The fiduciary fund statements are reported using the economic resources measurement focus and the accrual basis of accounting.

The State reports the following fiduciary funds (Pension Trust Funds and OPEB Trust Funds are reported in a single, combined column in the fiduciary fund statements):

Pension Trust Funds – The Delaware Public Employees’ Retirement System (DPERS) is a public employee retirement system, which covers substantially all State employees. It provides services and benefits almost exclusively to the primary government and it is considered a fiduciary fund and is shown in the financial statements as part of the primary government as a pension trust fund. Pension trust funds account for transactions, assets, liabilities, and net position available for plan benefits (Note 16). For pension trust funds, employee contributions are recognized as revenue in the period in which the employee services are performed. Employer contributions are recognized when due and the employer has made a formal commitment to provide the contributions. Benefits and refunds are recognized when due and payable in accordance with the terms of each plan.

OPEB Trust Fund – The OPEB Trust Fund is a trust administered by DPERS. In addition to providing pension benefits, the State is statutorily required to provide health insurance coverage and survivor benefits for retired employees and their survivors. Substantially all of the State’s employees may become eligible for these benefits if they reach normal retirement age while working for the State. Health care benefits are provided through plans whose premiums are based on the benefits paid during the year. The cost of providing post-retirement benefits is shared between the State and the retired employee.

Investment Trust Funds – Investment Trust Funds are used to account for external investment pools where a government commingles the monies of more than one legally separate entity

and invests, on the participants' behalf, in an investment portfolio; one or more of the participants is not part of the sponsor's reporting entity. The Investment Trust Fund accounts for the transactions, assets, liabilities, and net position for the DPERS's external investment pool and for the OPEB Fund Investment Trust Fund.

Custodial Funds – Custodial funds are used to report fiduciary activities that are not held in a trust or equivalent arrangement that meets the criteria for a trust, pension, investment trust fund or private-purpose trust fund. They account for the receipt of various taxes, deposits, deductions, and certain property collected by the State for the distribution to other governmental units or designated beneficiaries. Included in these funds are court fines and restitution, and child support payments.

New Accounting Pronouncements

During fiscal year ending June 30, 2022, the State adopted GASB Statement No. 87 Leases. The objective of this statement is to better meet the information needs of financial statement users by improving accounting and financial reporting for leases by governments. It increases the usefulness of governments' financial statements by requiring recognition of certain lease assets and liabilities for leases that previously were classified as operating leases and recognized as inflows of resources or outflows of resources based on the payment provisions of the contract. This statement establishes a single model for lease accounting based on the foundational principle that leases are financings of the right to use an underlying asset. It requires the lessee to recognize a lease liability and an intangible right to use lease asset, and a lessor is required to recognize a lease receivable and a deferred inflow of resources, thereby enhancing the relevance and consistency of information about governments' leasing activities. The following table provides the restatements for the government wide and governmental funds statements.

**Government Wide Statement of Net Position
(Expressed in Thousands)**

	Governmental Activities	Business-Type Activities	Discretely Presented Component Units
Net Position as previously reported at June 30, 2021	\$ (5,567,647)	\$ 3,942,993	\$ 854,964
Effect of GASB 87:			
Lessee Leases	(5,498)	—	(2,046)
Lessor Leases	1,655	—	—
	<u>(5,571,490)</u>	<u>3,942,993</u>	<u>852,918</u>
Other:			
Diamond State Port Corporation and Delaware Charter Schools (prior year corrections)	—	—	526
Fund balance as restated at July 1, 2021	<u>\$ (5,571,490)</u>	<u>\$ 3,942,993</u>	<u>\$ 853,444</u>

**Governmental Funds Balance Sheet
(Expressed in Thousands)**

	General	Federal	Local School District Fund	Capital Projects	Total
Fund balance as previously reported at June 30, 2021	\$ 2,139,931	\$ 358,584	\$ 436,826	\$ 279,496	\$ 3,214,837
Effect of GASB 87:					
Lessor Leases	1,646	—	9	—	1,655
Fund balance as restated at July 1, 2021	<u>\$ 2,141,577</u>	<u>\$ 358,584</u>	<u>\$ 436,835</u>	<u>\$ 279,496</u>	<u>\$ 3,216,492</u>

During fiscal year ending June 30, 2022, the State adopted GASB Statement No. 92 *Omnibus 2020*. The objectives of this statement are to enhance comparability in accounting and financial reporting and to improve the consistency of authoritative guidance by addressing practice issues identified during implementation of certain GASB statements. Effective for reporting periods beginning after June 15, 2021. The State has evaluated this statement and determined there is no impact or application to the State.

During fiscal year ending June 30, 2022, the State adopted GASB Statement No. 93 *Replacement of Interbank Offered Rates*. The objective of this statement is to address accounting and financial reporting implications that result from the replacement of an interbank offered rate (IBOR) – predominately, the London Interbank Offered Rate (LIBOR). The removal of LIBOR as an appropriate benchmark interest rate is effective for all reporting periods ending after December 31, 2021. The State has evaluated this statement and determined there is no impact or application to the State.

Impact of Future Accounting Pronouncements

In May of 2019, the GASB issued Statement No. 91 *Conduit Debt Obligations*. The objective of this statement is to provide a single method of reporting conduit debt obligations by issuers and eliminate diversity in practice associated with commitments extended by issuers, arrangements associated with conduit debt obligations, and related note disclosures. It also clarifies various definitions related to conduit debt obligations and improves required note disclosures. The requirements of this statement are effective for reporting periods beginning after December 15, 2021. The State is currently evaluating the future impact of this statement.

In March of 2020, the GASB issued Statement No. 94 *Public-Private and Public-Public Partnerships and Availability Payment Arrangements*. The objective of this statement is to improve financial reporting related to public-private and public-public partnership arrangements (PPPs) and availability payment arrangements (APAs). This statement outlines accounting and financial reporting requirements for PPPs that qualify as a service concession arrangement (SCA) as defined therein and those that do not meet the definition of a lease under Statement No. 87, *Leases* as amended. This statement defines and provides accounting and financial reporting guidance on APAs. The requirements of this statement are effective for fiscal years beginning after June 15, 2022. The State is currently evaluating the future impact of this statement.

In May of 2020, the GASB issued Statement No. 96 *Subscription-Based Information Technology Arrangements*. This statement provides guidance on the accounting and financial reporting for subscription-based information technology arrangements (SBITAs) for government end users. This statement provides a definition for SBITA; establishes that SBITAs result in an intangible “right to use” subscription asset and corresponding subscription liability; provides the capitalization criteria for outlays other than subscription payments; and requires specific note disclosures for SBITAs. The requirements of this statement are effective for fiscal years beginning after June 15, 2022. The State is currently evaluating the future impact of this statement.

In April of 2022, the GASB issued Statement No. 99 *Omnibus 2022*. The objectives of this statement are to enhance comparability in accounting and financial reporting and to improve the consistency of authoritative guidance by addressing practice issues identified during implementation of certain GASB statements. The requirements related to leases, PPP's, and SBITAs are effective for fiscal years beginning after June 15th, 2022 and the requirements relating to financial guarantees and reporting of derivative are effective for fiscal years beginning after June 15, 2023. The State is currently evaluating the future impact of this statement.

In June of 2022, the GASB issued Statement No. 100 *Accounting Changes and Error Corrections*. The objective of this statement is to enhance accounting and financial reporting requirements for accounting changes and error corrections to provide more understandable, reliable, relevant, consistent and comparable information for making decisions or assessing accountability. The requirements for this statement are effective for fiscal years beginning after June 15, 2023. The State is currently evaluating the future impact of this statement.

In June of 2022, the GASB issued Statement No. 101 *Compensated Absences*. The objective of this statement is to better meet the information needs of financial statement users by updating the recognition and measurement guidance for compensated absences. That objective is achieved by aligning the recognition and measurement guidance under a unified model and by amending certain previously required disclosures. The requirements of this statement are effective for fiscal years beginning after December 15, 2023. The State is currently evaluating the future impact of this statement.

(c) Assets, Liabilities, and Net Assets or Equity

Cash Equivalents, Pooled Cash Investments, and Investments

Cash equivalents consist of demand deposits, short-term money market securities, and other deposits held by financial institutions, generally with original maturities of three months or less at the time of purchase.

Pooled Cash and Investments consist of cash equivalents, commercial paper, certificates of deposit, short-term (12 to 18 months) and long-term investments, which comprise corporate, municipal and U.S. government obligations, held and managed by the State Treasurer.

Investment securities are stated at quoted market prices, except that investment securities with a remaining maturity at time of purchase of one year or less are stated at cost or amortized cost.

All of the investment assets of the Pension and Investment Trust Funds, with the exception of the Closed State Police Pension Plan (which is a pay-as-you-go plan) and the Delaware Volunteer Firemen's Fund (which is a length of service award plan), are pooled and invested in a common Master Trust. Investments are presented at fair value or net asset value. Fair values for fixed income and equity securities are determined by quoted market prices based on national exchanges when available. Pooled investments are funds wherein the System owns units or shares of commingled equity, fixed income, and cash funds. Pooled investments are redeemable with the underlying funds at net asset values under the terms of the partnership agreements and/or subscription agreements. Alternative investments are ownership interests in investment limited partnerships or private LLCs, some of which may be illiquid.

The valuation method for pooled and alternative investments that do not have a readily determinable fair value is such that the DPERS establishes fair value by using the net asset value (NAV) per share (or its equivalent), such as member units or an ownership interest in partners' capital to which a proportionate share of net assets is attributed. These values are calculated by the management of each investment fund as of DPERS' measurement date, generally in a manner consistent with the Financial Accounting Standards Board's measurement principles for investment companies. The NAV received from each investment fund are reviewed by DPERS management and its investment advisor; both management and the custodian receive periodic and audited annual financial reports from the management of each investment fund.

Receivables and Payables

Activities between funds that are representative of lending/borrowing arrangements outstanding at the end of the fiscal year are referred to as “due to/from other funds” (i.e., the current portion of interfund loans). All trade and property tax receivables, including those for the component units, are shown net of an allowance for uncollectibles and refunds.

Inventories and Prepaid Items

All inventories are valued at cost using the first-in/first-out (FIFO) method. Inventories of governmental funds are recorded as expenditures when consumed, rather than when purchased. Certain payments to vendors reflect costs applicable to future accounting periods and are recorded as prepaid items in both government-wide and fund financial statements.

Restricted Assets

When both restricted and unrestricted resources are available for use, it is the State’s policy to use restricted resources first, and then unrestricted resources as needed. In the government-wide financial statements, restricted net assets represent balances that are subject to external restrictions or were created by enabling legislation.

The State has the following restricted assets:

- The Delaware Transportation Authority restricts revenue bond proceeds that are accounted for in the Transportation Trust Fund.
- The Unemployment Fund restricts the entire net position for unemployment benefits.
- The governmental activities have funds that are required to be restricted as disclosed in Note 19.

The discretely presented component units have the following restricted assets:

- Diamond State Port Corporation has restricted investments for capital project outlays.
- Delaware State University has restricted assets for capital projects, grants, and college endowment funds.
- Delaware State Housing Authority has restricted assets used for the specific purpose of housing development fund activities per enabling legislation.
- Delaware Charter schools has restricted assets used primarily for debt service obligations.

Capital Assets

Capital assets, which include property, plant, equipment, and infrastructure assets (which are normally immovable and of value only to the State, such as roads, bridges, sidewalks, and similar items), are reported in the applicable governmental or business-type activities columns in the government-wide financial statements, the proprietary funds, and discretely presented component units.

Capital assets are defined by the State as assets with estimated useful lives in excess of one year at the date of acquisition. Such assets are recorded at historical cost if purchased or constructed, or estimated historical cost if the original cost is not determinable. (except for intangible right-to-use lease assets, the measurement of which is discussed in Note 11 - Lease

Commitments). Donated capital assets including donated works of art and capital assets received in a service concession arrangement are recorded at acquisition value at the date of donation.

All land and buildings are capitalized, regardless of cost. Equipment and vehicles are capitalized when the cost of individual items exceeds \$25,000. Building and land improvements are capitalized when the cost of the project exceeds \$100,000. Infrastructure and software are capitalized when the costs of individual items or projects exceed \$1.0 million. The costs of normal maintenance and repairs that do not add to the value of the asset or materially extend assets lives are not capitalized, but rather expensed as incurred.

The State possesses certain capital assets that have not been capitalized and depreciated, because the assets cannot be reasonably valued and/or the assets have inexhaustible useful lives. These assets include works of art and historical treasures, such as statues, monuments, historical documents, paintings, forts, miscellaneous State capitol-related artifacts, and furnishings. These assets are held for public exhibition, education or research in the furtherance of public service rather than for financial gain; they are protected, kept unencumbered, cared for, and preserved; and they are subject to an organizational policy that requires the proceeds from sales of collection items to be used to acquire other items for collections.

Major outlays for capital assets and improvements are capitalized as projects are constructed. Property, plant, equipment, and software of the primary government and component units is depreciated using the straight line method over the following estimated useful lives:

Asset	Primary Government Years	Discretely Presented Component Unit Years
Buildings and Building Improvements	10 - 40	15 - 75
Right-To-Use Assets - Buildings	1 - 40	1 - 40
Land Improvements	20	15 - 45
Furniture and Equipment	3 - 12	3 - 40
Right-To-Use Assets - Equipment	1 - 30	1 - 20
Vehicles	7	3 - 7
Software	5	5 - 10

The State has elected to use the modified approach to account for certain infrastructure assets. Under this process, the State does not record depreciation expense nor are amounts capitalized in connection with improvements to these assets, unless the improvements expand the capacity or efficiency of an asset. Utilization of this approach requires the State to: 1) commit to maintaining and preserving affected assets at or above a condition level established by the State, 2) maintain an inventory of the assets and perform periodic condition assessments to ensure that the condition level is being maintained, and 3) make annual estimates of the amounts that must be expended to maintain and preserve assets at the predetermined condition levels. Roads and bridges maintained by the Department of Transportation are accounted for using the modified approach.

Leases

The State is a lessee for noncancellable leases of property and equipment. The State recognizes a lease liability and an intangible right-to-use lease asset in the government-wide financial statements.

At the commencement of a lease, the State initially measures the lease liability at the present value of payments expected to be made during the lease term. Subsequently, the lease liability is reduced by the principal portion of lease payments made. The lease asset is initially measured as the initial amount of the lease liability, adjusted for lease payments made at or before the lease commencement date, plus certain initial direct costs. Subsequently, the lease asset is amortized on a straight-line basis over its useful life.

Key estimates and judgements related to leases include how the State determines (1) the discount rate it uses to discount the expected lease payments to present value, (2) lease term, and (3) lease payments.

- The State uses the interest rate charged by the lessor as the discount rate. When the interest rate charged by the lessor is not provided, the State uses its estimated incremental borrowing rate as the discount rate for leases.
- The lease term includes the noncancellable period of the lease. Lease payments included in the measurement of the lease liability are composed of fixed payments and purchase option price that the State is reasonably certain to exercise.

The State monitors changes in circumstances that would require a remeasurement of its lease and will remeasure the lease asset and liability if certain changes occur that are expected to significantly affect the amount of the lease liability.

Lease assets are reported with other capital assets and lease liabilities are reported with long-term debt on the statement of net position.

Lessor: The State is a lessor for a noncancellable lease of a land, buildings and tower leases. The State recognizes a lease receivable and a deferred inflow of resources in the government-wide and governmental fund financial statements.

At the commencement of a lease, the State initially measures the lease receivable at the present value of payments expected to be received during the lease term. Subsequently, the lease receivable is reduced by the principal portion of lease payments received. The deferred inflow of resources is initially measured as the initial amount of the lease receivable, adjusted for lease payments received at or before the lease commencement date. Subsequently, the deferred inflow of resources is recognized as revenue over the life of the lease term.

Key estimates and judgements include how the State determines (1) the discount rate it uses to discount the expected lease receipts to present value, (2) lease term, and (3) lease receipts.

- The State uses its estimated incremental borrowing rate as the discount rate for leases.
- The lease term includes the noncancellable period of the lease. Lease receipts included in the measurement of the lease receivable is composed of fixed payments from the lessee.

The State monitors changes in circumstances that would require a remeasurement of its lease, and will remeasure the lease receivable and deferred inflows of resources if certain changes occur that are expected to significantly affect the amount of the lease receivable.

Deferred Outflows of Resources and Deferred Inflows of Resources

Deferred outflows of resources are defined as consumption of net assets by the government that is applicable to a future reporting period. Deferred inflows of resources are defined as acquisition of net assets by the government that is applicable to a future reporting period. Deferred outflows increase net position, similar to assets and deferred inflows decrease net position, similar to liabilities.

Unearned Revenue

For the year ended June 30, 2022, the State has total unearned revenue of \$760.3 million recorded in the Federal Fund. This consists of \$7.4 million of funds from the Coronavirus Aid, Relief, and Economic Security Act, or "CARES Act", \$747.3 million of funds from the American Rescue Plan Act, both of which provide economic assistance for families, small businesses and workers due to the impact of the pandemic, and \$5.6 million for the State Small Business Credit Initiative (SBCI) program. The SBCI program supports lending to small businesses and small manufacturers and will be expended as qualified applicants are approved for the program.

The State's unearned revenue recorded in the General Fund totals \$9.3 million and consists of \$4.4 million of state park recreation use fees, and \$2.9 million of unspent funds from the American Rescue Plan Act designated for non-entitlement units, which are local governments that will not receive direct funding from this Act, and \$2.0 million of unspent federal funds held by the Delaware Sustainable Energy Utility.

Compensated Absences

It is the State's policy to permit employees to accumulate earned, but unused vacation and sick pay benefits. In the governmental fund financial statements, liabilities for compensated absences are accrued when they are considered "due and payable" and recorded in the fund only for separations or transfers that occur before year-end. In the government-wide and proprietary fund financial statements, the State has accrued a liability for compensated absences, recognizing the obligation to make future payments.

Pensions

For purposes of measuring the net pension liability (asset), deferred outflows of resources and deferred inflows of resources related to pensions, and pension expense, information about the fiduciary net position of DPERS and additions to/deductions from DPERS' fiduciary net position have been determined on the same basis as they are reported by DPERS. For this purpose, benefit payments (including refunds of employee contributions) are recognized when due and payable in accordance with the benefit terms. Investments are reported at fair value.

OPEB

For purposes of measuring the net OPEB liability, deferred outflows of resources and deferred inflows of resources related to OPEB, and OPEB expense, information about the fiduciary net position of the OPEB Trust and additions to/deductions from OPEB's fiduciary net position have been determined on the same basis as they are reported by the OPEB Trust. For this purpose, benefit payments are recognized when due and payable in accordance with the benefit terms. Investments are reported at fair value.

Long-Term Obligations

In the government-wide financial statements and proprietary fund financial statements, long-term debt and other long-term obligations are reported as liabilities in the applicable governmental activities, business-type activities, or proprietary fund statement of net position. Bond premiums and discounts are deferred and amortized over the life of the bonds.

In the fund financial statements, governmental funds recognize bond premiums and discounts during the current period. The face amount of debt issued is reported as other financing sources. Premiums received on debt issuances are reported as other financing sources while discounts on debt issuances are reported as other financing uses.

Fund Equity

In governmental fund types, fund equity is called "fund balance." Fund balances are reported as nonspendable, restricted, committed, assigned, or unassigned as described in Note 19.

The State Constitution provides that certain excess unencumbered budgetary general funds at the end of a fiscal year must be placed in a reserve account (the Budget Reserve Account). This account, designed to mitigate the operational impact of any future unanticipated deficits may not exceed 5% of the estimated general fund revenue for the ensuing fiscal year. Total funding of the Budget Reserve Account was \$316.4 million at June 30, 2022.

Effective July 1, 2021 and pursuant to 83 Del Law c 54 (HB 250, § 72), \$287.3 million was allocated to the Budget Stabilization Fund to assist the State in developing a more sustainable, long-term approach to annual budgeting by storing excess funds during periods of budget surplus and covering operating expenditures during periods of budget deficit. The account requires an act of the General Assembly to enable appropriation and spending authority. \$115.3 million was added to this fund per 83 Del Law c 325 (SB 250, § 71) for appropriation in the fiscal year 2023 budget resulting in a balance of \$402.6 million.

When resources meeting more than one of the classifications (excluding nonspendable) are commingled in an account, assuming that an expenditure meets the constraints of the classification, the assumed order of spending is restricted first, committed second, assigned third and finally unassigned.

In proprietary funds, fund equity is called net position. Net position is comprised of three components: net investment in capital assets, restricted, and unrestricted as defined on pages 40 - 41.

(d) Grants

Federal grants and assistance awards made on the basis of entitlement periods are recorded as intergovernmental receivables when entitlement occurs. All other federal reimbursement type grants are recorded as accounts receivable when the related expenditures or expenses are recognized. Related revenue is recorded subject to availability in the governmental funds.

(e) Litigation Revenue

In 1997, several states began litigation against defendant tobacco product manufacturers to recover certain amounts the states expended to provide health care to the users of tobacco products. In 1998, a settlement was reached which provided that the states cease litigation against the manufacturers. As part of the Master Settlement Agreement, certain manufacturers agreed to remit periodic payments to the states until 2025. The State's share of the estimated \$200 billion settlement amounted to \$774.5 million. Amounts to be remitted are calculated based on a variety of specific settlement provisions. Future tobacco product sales are one key factor used in determining periodic payment amounts. A receivable of \$15.1 million has been recorded pursuant to the settlement. The Master Settlement agreement receipts of \$25.6 million are recorded in the general fund as part of other revenue and as miscellaneous general revenue on the government-wide statement of activities. Expenditures of monies received under the Master Settlement Agreement are authorized by legislation and are dedicated to health care and related programs.

(f) Management Estimates

The preparation of the basic financial statements in conformity with accounting principles generally accepted in the United States of America requires management to make estimates and assumptions that affect the reported amounts of assets and liabilities and disclosure of contingent assets and liabilities at the date of the basic financial statements. Estimates also affect the reported amounts of revenues and expenditures during the reporting period. Actual results could differ from those estimates.

NOTE 2 CASH, INVESTMENTS AND RESTRICTED ASSETS**Cash Management Policy and Investment Guidelines**

The State Treasurer maintains the majority of the deposits and investments of the primary government and uses professional money managers to invest the State's deposits according to guidelines set in the Statement of Objectives and Guidelines for the Investment of State of Delaware Funds (the Policy) by the State's Cash Management Policy Board (the Board). The Board, created by State law, establishes policies for, and the terms, conditions, and other matters relating to, the investment of all money belonging to the State except money in DPERS and the OPEB Trust and money held under the State deferred compensation program. By law, all deposits and investments belonging to the State are under the control of the State Treasurer in various pooled investment funds (State Investment Pool), except for those that, by specific authority, are under the control of other agencies or component units, as determined by the Board. The deposit and investment policies of those entities may differ from those of the State Treasurer. Typically, these agencies follow the deposit and investment policies of the State Treasurer in an effort to minimize deposit and investment risks.

As mandated by State statutes, the State's funds shall be invested pursuant to the prudent person standard as defined in the Policy. The prudent person standard allows the Board to establish investment policies based on investment criteria that it defines, and it allows the Board to delegate investment authority to investment professionals. This standard of care not only permits but also encourages diversifying investments across various asset classes.

The objectives and guidelines, as outlined in the Policy, apply to all cash and special purpose funds for which the State is financially accountable. These funds are categorized as outlined below:

- Cash Accounts — Cash accounts divide the State's available cash into three parts:
 - Collection and Disbursement Accounts — The State maintains an amount of cash in its general collection and disbursement accounts sufficient to meet its outstanding obligations.
 - Cash and Liquidity Accounts — The majority of the State's cash balance available for investment is maintained in the cash and liquidity accounts. These accounts are managed and invested by investment managers, selected by the Board through competitive bid, in order to maximize the return to the State while, at the same time, providing for safety of principal and sufficient liquidity for the State to meet its cash needs. The State manages its short-term investments to ensure sufficient liquidity and prevent their premature sale for the purpose of covering expenditures. Short-term investments should mature at face value in sufficient amounts to meet any needs.
 - Reserve Cash (Intermediate) Account — To the extent cash is not expected to be needed on short notice, the Board directs the funding of a third party. This account is managed and invested by an investment manager or managers, selected by the Board after a competitive bid, in order to maximize the return on said

money to the State while providing for the safety of principal. The State manages its intermediate investments to ensure such investments are made under circumstances and in amounts in which the State would not be forced to liquidate them at a loss.

- Special Purpose Accounts - There are two primary types of special purpose accounts:
 - Endowment Accounts — Endowment accounts consist of funds set-aside for specified purposes.
 - Authority Accounts — The State’s Authorities (State agencies, local school districts and component units) maintain a variety of fund types, including various operating funds, bond funds, and debt service reserve funds.

The Policy specifies the types of investments these managers can make; the maximum percentage of assets that may be invested in particular instruments; the minimum credit quality of these investments; and the maximum length of time the assets can be invested. The Policy provides, among other things, the percentage limits of the entire portfolio, ranging from 5% to 20% that may be invested in obligations of any one issuer, other than the U.S. Government which has no restrictions. The following investments are permissible for all funds under the review of the Board, subject to percentage limitations of the account:

- U.S. Government securities
- Government agency securities
- Certificates of deposit, time deposits, and bankers acceptances
- Corporate debt instruments
- Repurchase agreements
- Reverse repurchase agreements
- Money market funds
- Canadian treasury bills
- Canadian agency securities
- Mortgage-backed and asset-backed securities
- Municipal obligations

Additional permissible investments for special-purpose accounts only:

- Guaranteed investment contracts
- Asset-backed securities and trust certificates

The primary government’s accounts are categorized as “authority accounts”. At June 30, 2022, investments of the primary government were primarily in commercial paper, corporate obligations, government agency bonds and notes, and municipal obligations. All of these meet the objectives defined by the Policy. The State’s Cash Management Policy Board *Statement of Objectives and Guidelines for the Investment of State of Delaware Funds* is available by request through the Office of the State Treasurer.

Risks

The following deposits and investments disclosure of the primary government excludes the OPEB Trust and DPERS, which are described on pages 60 - 67.

Custodial Credit Risk

Deposits

For deposits, custodial credit risk is the risk that, in the event of the failure of a depository financial institution, the deposits or collateral securities may not be recovered from an outside party.

All State deposits are required by law to be collateralized by direct obligations of, or obligations, which are guaranteed by, the United States of America, or other suitable obligations as determined by the Board, unless the Board shall find such collateralization not in the best interest of the State. The Board has determined that certificates of deposit and time deposits must be collateralized, unless the bank issuing the certificate has assets of not less than \$5 billion and is rated not lower than "II" by Fitch, Inc. "Peer Group Rating". The Board has also determined that State demand deposits need not be collateralized, provided that any bank that holds these funds has had for the last two years a return on average assets of 0.5% or greater and an average equity-capital ratio of at least 1:20. If the bank does not meet the above criteria, collateral must consist of one or more of the following:

- U.S. Government securities;
- U.S. Government agency securities;
- Federal Home Loan Board letters of credit;
- State of Delaware securities; or
- Securities of a political subdivision of the State with a Moody's Investors Service rating of "A" or better.

At June 30, 2022, the carrying amount of the primary government's deposits was \$977.4 million and the bank balance was \$1,082.0 million. Of the \$1,082.0 million bank balance, \$34.3 million was fully insured; \$378.2 million represents unemployment insurance taxes collected from Delaware employers that are held in escrow by the U.S. Treasury; and the remaining \$669.4 million was subject to custodial credit risk because they were uninsured and uncollateralized. Included in the primary government's deposits are custodial funds. The carrying amount of the custodial fund's deposits was \$23.6 million and the bank balance was \$22.5 million. The bank balance was subject to custodial credit risk because the deposits were not covered by depository insurance or the deposits were uncollateralized, collateralized with securities held by the pledging financial institutions, or collateralized with securities held by the pledging financial institution's trust department or agent but not in the government's name.

Of the primary government's bank balance of \$1,082.0 million, \$429.0 million is part of the Treasurer's cash pool and the remaining balance represents outside bank accounts of the primary government.

State law permits the Treasurer to deposit in a financial institution in the State in which the Treasurer has custody if the deposit is interest bearing; the financial institution provides collateral that has a market value that exceeds the amount by which a deposit exceeds the deposit insurance, and a custodian holds the collateral.

Investments

Custodial credit risk for investments is the risk that, in the event of the failure of the counterparty to a transaction, the value of the investment or collateral securities that are in the possession of an outside party may not be recovered. Investments are exposed to custodial credit risk if the securities are uninsured, are not registered in the name of the government, and are held by either the counterparty or the counterparty's trust department or agent but not in the government's name.

At June 30, 2022, the primary government's investments were \$6,362.9 million. Of the primary government's investments, \$339.5 million was fully insured and collateralized. Included in the primary government's investments of \$6,362.9 million are custodial funds. The amount of the custodial funds' investments was \$122.7 million.

The following table provides information on \$6,023.4 million of the primary government's investments that are exposed to custodial credit risk; \$122.7 million of this amount represents the custodial funds' investments:

Investment Type	Fair Value (Expressed in Thousands)
Certificates of Deposit	\$ 565,851
Commercial Paper	553,599
Corporate Obligations	1,862,411
U.S. Government Obligations	2,668,935
Municipal Obligations	23,896
Money Market	33,105
Mutual Funds	106,641
Equity Securities	203,625
Other Obligations	5,318
	<u>\$ 6,023,381</u>

Interest Rate Risk

Interest rate risk is the risk that changes in interest rates will adversely affect the fair value of an investment. Also, the terms of a debt investment may cause its fair value to be highly sensitive to interest rate changes. The State manages interest rates using the segmented time distribution and effective duration methods. The State approves and contracts with different investment managers of fixed income securities in order to manage the exposure to interest rate risk with each different manager focusing on different goals of yield periods or duration of maturities of their particular portion of the investment pool. The Policy provides either maturity or duration

limitations for the various investment pools. The interest rate risk inherent in the portfolio is monitored by measuring the weighted average maturity and/or duration.

Effective duration measures the expected change in value of a fixed income security for a given change in interest rate. This method takes into account the likely timing and amounts of variable cash flows for bonds with call options and prepayment provisions.

The following table presents the fair value and effective duration of the primary government and custodial fund investments by investment type at June 30, 2022:

Investment Type	Expressed in Thousands			Effective Duration (In Years)
	Treasurer's Pool	Outside Treasurer's Pool	Total Investments	
Corporate Obligations	\$ 1,843,249	\$ 18,577	\$ 1,861,826	2.74
Municipal Obligations	23,896	—	23,896	5.40
U.S. Government Obligations	2,662,891	185,720	2,848,611	4.06
Mutual Funds	87,720	18,922	106,642	—
Money Market	32,707	399	33,105	—
Commercial Paper	553,585	158,609	712,194	0.49
Certificates of Deposit	564,710	2,388	567,098	0.58
	<u>\$ 5,768,758</u>	<u>\$ 384,615</u>	<u>\$ 6,153,372</u>	

Although the Policy does not limit total portfolio maturities, it provides maximum maturity restrictions for each of the investment account types as described below:

- Cash Account Investment - The maximum maturity for any investment at the time of purchase for the cash account is one year.
- Liquidity Accounts - The maximum maturity for any investment at the time of purchase shall be two years for the Liquidity Accounts; notwithstanding the foregoing, the term for corporate debt instruments and both mortgage backed and asset backed securities that are subject to periodic reset of coupon or interest rate may have an average life not to exceed three years.
- Reserve Cash (Intermediate) Account - The maximum maturity for any investment at the time of purchase shall be ten years. The maximum average maturity of the portfolio shall be seven years.
- Endowment Accounts - The maximum maturity for any investment at the time of purchase is ten years. The maximum average maturity of the portfolio is seven years. The Board shall consider tailoring maturity restrictions to meet specific purposes for endowment accounts to be established in the future.
- Authority Operating, Bond and Debt Service Reserve Fund Accounts - The maximum maturity for any investment at the time of purchase is ten years, except when prudent to match a specific investment instrument with a known specific future liability, in which case the maturity limitation shall match the maturity of the corresponding liability.

As of June 30, 2022, the primary government and custodial funds had the following investment maturities:

	Investment Maturity (Expressed in Thousands)				
	Fair Value	Investment Maturities			
		Less Than 1	1 to 5	6 to 10	More than 10
Corporate obligations	\$ 1,861,826	\$ 688,794	\$ 1,046,408	\$ 126,624	\$ —
Municipal obligations	23,896	—	6,733	17,163	—
U.S. government obligations					
U.S. Treasuries	375,361	324,356	51,005	—	—
U.S. Agencies	2,473,250	1,103,332	1,162,425	193,630	13,863
Certificates of Deposit	567,098	557,166	9,932	—	—
Mutual Funds	106,642	106,642	—	—	—
Money Market	33,105	33,105	—	—	—
Commercial Paper	712,194	701,360	10,834	—	—
Total Investments	\$6,153,372	\$3,514,755	\$2,287,337	\$337,417	\$13,863

Credit Risk

Credit risk of investments is the risk that an issuer or other counterparty to an investment will not fulfill its obligations.

The Policy requires that the State's investments in asset-backed securities be rated AAA by a major rating agency. Corporate debt instruments must be rated by Standard and Poor's Ratings Services (S & P) and/or Moody's Investor Service (Moody's) and/or Fitch Ratings (Fitch) as follows:

Investment	S & P	Moody's	Fitch
Commercial Paper	A-1	P-2	F2
Senior Long-Term Debt	A	A	A
Corporate Bonds	A-	A3	A-

Additionally, the State has multiple non-rated/pooled accounts which represent immaterial amounts when treated individually. The Board permits the types of investments which are held in these accounts.

The following table presents the State's investments which were rated by S & P as of June 30, 2022:

	Credit Risk - Quality Ratings (Expressed in Thousands)					
	Total	AAA	AA	A	A-1	NR
Corporate obligations	\$ 1,631,784	\$ 167,643	\$ 171,145	\$ 1,188,397	\$ —	\$ 104,599
Municipal obligations	23,895	171	23,150	574	—	—
U.S. government obligations	—	—	—	—	—	—
U.S. Treasuries	375,361	5,902	80,382	—	—	—
U.S. Agencies	2,473,250	168,025	678,266	—	—	17,689
Other Obligations	230,042	3,699	107,913	105,334	—	13,095
Pooled Investments	5,902	—	—	—	—	5,902
Money Market	33,105	—	—	—	—	33,105
Equity Securities	203,625	—	—	—	—	203,625
Mutual Funds	106,642	18,052	—	—	—	88,590
Certificates of Deposit	567,098	—	—	—	1,247	565,851
Commercial Paper	712,194	—	—	—	158,595	553,599
Total Investments	\$ 6,362,898	\$ 363,492	\$ 1,060,856	\$ 1,294,305	\$ 159,842	\$ 1,586,055

NR = Non-Rated Pooled accounts

Concentration of Credit Risk

Concentration of credit risk is the risk of loss attributed to the magnitude of the State's investments in a single issuer (5% or more of total investments). When investments are concentrated in one issuer, this concentration represents heightened risk of potential loss. No specific percentage identifies when concentration risk is present. The investments in obligations explicitly guaranteed by the U.S. government, mutual funds, and other pooled investments are exempt from disclosure.

The Policy provides the following percentage of account limitations, valued at market. Investments due to mature in one business day may be excluded from the computation of said limitations.

- A. U.S. Government — No Restrictions.
- B. Government Agency — 50% total, 20% in any one agency.
- C. Certificates of Deposits, Time Deposits, and Bankers Acceptances — 50% total, 5% in any one issuer.
 - a. Domestic — no additional restrictions.
 - b. Non-Domestic — 25%.

- c. Delaware Domiciled — Not more than the lesser of \$10 million or 25% of an issuer's total equity capital may be invested in any one issuer.
- D. Corporate Debt — 50% total, 25% in any one industry, 5% in any one issuer, 5% of any issuer's total outstanding securities.
 - a. Domestic — no additional restrictions.
 - b. Non-Domestic — 25%, 5% in any one issuer.
- E. Repurchase Agreements — 50% total.
- F. Reverse Repurchase Agreements — 25% total.
- G. Money Market Funds — 25% total, 10% in any one fund.
- H. Canadian Treasuries — 25% total, 10% in any one agency.
- I. Canadian Agency Securities — 25% total, 10% in any one agency.
- J. Mortgage-backed and asset backed securities — 10% total (when combined with asset backed securities and trust certificates).
- K. Municipal Obligations — 5% in any one issuer.
- L. Guaranteed Investment Contracts — Permitted where it is prudent to match a specific investment instrument with a known specific future liability, subject to the credit quality guidelines for commercial paper and corporate bonds and debentures and with adequate exit provisions in the event of the future downgrade of the issuer.
- M. Asset Backed Securities and Trust Certificates — 10% total (when combined with mortgage-backed and asset backed securities).

At June 30, 2022, as required by the State's laws and policies, there were no obligations that represented 5% or more of the primary government's investments, except for U.S. government securities, pooled and mutual funds.

Foreign Currency Risk

Foreign currency risk is the risk that changes in the foreign exchange rate will adversely impact the fair value of an investment or deposit.

The Policy only permits investments denominated in U.S. dollars. The State does not have any investments that are exposed to foreign currency risk.

Commitments

At June 30, 2022, the State did not enter into any commitment agreements with any investment managers for future funding of various asset classes.

OPEB Trust Fund (OPEB Trust) and Delaware Public Employees' Retirement System (DPERS)

Investment Policy

The Board of Pension Trustees is authorized to maintain and invest the funds of the OPEB Trust and DPERS. There are no State statutes limiting allowable investments for the OPEB Trust or DPERS. The investment decisions are dictated by the prudent person rule and the internal investment guidelines established by the Board as outlined below:

- Allocate a minimum of 15% of assets to fixed income investments such as bonds, cash equivalents, and certain real estate investments
- Maintain a diversified portfolio to minimize the risk of overexposure in any one market segment or investment style
- Monitor the performance of all investment managers using specific benchmarks
- Control exposure in illiquid asset classes
- Review, re-examine, and reconfirm the operation of results of the investment process regularly
- Identify new long-term opportunities for risk reduction and improved investment returns
- Review actuarial assumptions to ensure consistency with capital market expectations

The Board delegates the operation of the OPEB Trust and the DPERS's investments to the Investment Committee. The committee establishes asset allocations to various investment markets. The current policy was adopted by the Board on September 24, 2021. There were no significant changes to the policy from the prior version. For the fiscal year ended June 30, 2022, management of the OPEB Trust and DPERS have operated in accordance with these policies, in all material respects.

Securities Lending

DPERS entered into a security lending agreement with its custodian bank, which acts as a security lending agent for DPERS. The objective of securities lending is to earn income through a conservatively operated and well-controlled program. The custodian is authorized to lend securities within the borrower limits and guidelines established by DPERS. DPERS lends fixed income, domestic equity, and international equity securities to approved broker/dealers. Collateral for securities loaned equals 103 percent of fair market value for domestic securities and 111 percent for international securities. The Trust's pool of assets are co-mingled with the assets of DPERS and therefore the Trust is a participant in the existing security lending agreement with DPERS's custodian bank.

The only types of collateral received from borrowers are obligations issued by the U.S. Government. All rights of ownership to securities pledged as collateral remain with the borrower except in the event of default. The OPEB Trust and DPERS have the authority to sell collateral securities only upon a borrower default. As of June 30, 2022, there were no violations of legal or contractual provisions. The OPEB Trust and DPERS have not experienced any losses resulting from the default of a borrower or lending agent during the year ended June 30, 2022.

At year-end, the OPEB Trust and DPERS have no credit risk exposure to borrowers because the amounts the OPEB Trust owes the borrowers exceed the amounts the borrowers owe the OPEB Trust and DPERS. The contract with the OPEB Trust's and DPERS's custodian requires it to indemnify the OPEB Trust and DPERS if the borrowers fail to return the securities or fail to pay the OPEB Trust and DPERS for income distributions by the securities' issuers while the securities are on loan. The OPEB Trust and DPERS manages its market risk by recording investments at fair value daily and maintaining the value of the collateral held by the OPEB Trust and DPERS in excess of the value of the securities loaned. As of June 30, 2022: 1) the OPEB Trust's fair value of securities on loan was \$6.8 million and the associated collateral was \$7.1 million; and 2) DPERS's fair value of securities on loan was \$143.2 million and the associated collateral was \$148.7 million.

All open security loans can be terminated on demand by either the System or borrower. The collateral is valued at fair value obtained from independent pricing services.

Investments

OPEB Trust

The following is a listing of fixed income investments and cash equivalents and related maturity schedule which shows the OPEB Trust's exposure to interest rate risk as of June 30, 2022. The OPEB Trust holds \$51.6 million in domestic fixed income and \$2.0 million in foreign fixed income instruments. The table below also includes \$42.3 million in pooled stable value fund, reported as cash equivalents, and \$83.4 million in pooled fixed income investments:

OPEB Trust Investment Maturities (in Years)
(Expressed in Thousands)

Investment Type/Sector	Fair Value	Less than 1	1 - 6	6 - 10	10 +
Asset Backed Securities	\$ 7,066	\$ —	\$ 503	\$ 853	\$ 5,710
Bank Loans	17,419	—	12,331	5,088	—
Cash Equivalents	42,346	42,346	—	—	—
Commercial Mortgage-Backed	8,667	48	526	93	8,000
Corporate Bonds	1,449	6	1,162	147	134
Government Agencies	15,360	—	—	2,193	13,167
Government Bonds	3,625	—	445	1,812	1,368
Pooled Investments	83,413	—	—	83,413	—
Total	<u>\$ 179,345</u>	<u>\$ 42,400</u>	<u>\$ 14,967</u>	<u>\$ 93,599</u>	<u>\$ 28,379</u>

DPERS

The following is a listing of fixed income investments and cash equivalents and related maturity schedule which shows DPERS's exposure to interest rate risk as of June 30, 2022. DPERS holds \$1.1 billion in domestic fixed income and \$42.2 million in foreign fixed income instruments. Also included is \$893.7 million in pooled stable value fund, reported as cash equivalents and \$1,764.8 million in pooled fixed income investments.

DPERS Investment Maturities (in Years)
(Expressed in Thousands)

Investment Type/Sector	Fair Value	Less Than 1	1 - 6	6 - 10	10 +
Asset Backed Securities	\$ 148,988	\$ —	\$ 10,612	\$ 17,989	\$ 120,387
Bank Loans	367,266	—	259,995	107,271	—
Cash Equivalents	893,705	893,705	—	—	—
Commercial Mortgage-Backed	182,740	1,000	11,100	1,963	168,677
Corporate Bonds	30,547	118	24,502	3,092	2,835
Government Agencies	323,854	—	—	46,236	277,618
Government Bonds	76,420	—	9,367	38,213	28,840
Pooled Investments	1,764,801	—	—	1,764,801	—
Total	<u>\$ 3,788,321</u>	<u>\$ 894,823</u>	<u>\$ 315,576</u>	<u>\$ 1,979,565</u>	<u>\$ 598,357</u>

Interest Rate Risk

The State has delegated investment policy for the OPEB Trust and DPERS to the Board and its Committees. The Investment Committee sets its own guidelines in conjunction with the Board to manage and review DPERS's exposure to fluctuating interest rates. Interest rate risk is a consideration when establishing and reviewing investment manager guidelines and asset allocation. Both topics are included in the Statement of Investment Policies and Objectives which is published on DPERS's website.

Credit Risk

The OPEB Trust and DPERS's general investment policy is to apply the prudent-person rule to all risks incurred by the fund. Investments are made as a prudent person would be expected to act, with discretion and intelligence, to seek reasonable income, preserve capital and, in general, avoid speculative investments. The OPEB Trust and DPERS have no investment policy that would further limit its investment choices related to credit risk.

As of June 30, 2022, the OPEB Trust fixed income investments and cash equivalents had the following credit risk characteristics (expressed in thousands):

Moody's Ratings or Comparable	Percent of Total Net Position	Fair Value
AAA to A-	3.55%	\$ 21,566
BBB+ to B3	2.56%	15,626
CCC+ to C	0.77%	4,758
D	0.06%	351
Not Rated	22.46%	137,044
Total:	29.4%	\$ 179,345

As of June 30, 2022, DPERS's fixed income investments and cash equivalents had the following credit risk characteristics (expressed in thousands):

Moody's Ratings or Comparable	Percent of Total Net Position	Fair Value
AAA to A-	3.69%	\$ 454,721
BBB+ to B3	2.69%	329,374
CCC to C	0.82%	100,368
D	0.06%	7,400
Not Rated	23.55%	2,896,458
Total:	30.81%	\$ 3,788,321

Custodial Credit Risk

For deposits, custodial credit risk is the risk that, in the event of the failure of a depository financial institution, the deposits or collateral securities may not be recovered from an outside party.

OPEB Trust

At June 30, 2022, the \$77.6 million carrying amount of the Trust's cash and cash equivalents was comprised of \$42.3 million of short-term investments and \$35.3 million in deposits. Of the \$35.3 million in deposits, \$4.8 million was subject to custodial credit risk because it was held by outside institutions and uninsured and uncollateralized. The remaining \$30.5 million was held as pooled deposits by the State Treasurer's Office, which includes deposit accounts, short- and long-term investments.

DPERS

At June 30, 2022, the \$996.2 million carrying amount of DPERS's cash and cash equivalents was comprised of \$893.7 million of short-term investments and \$102.5 million in deposits. Of the \$102.5 million in deposits, \$101.1 million was subject to custodial credit risk because it was uninsured and uncollateralized. The remaining \$1.4 million was held as pooled deposits by the State Treasurer's Office.

Custodial credit risk for investments is the risk that, in the event of the failure of the counterparty to a transaction, the value of the investment or collateral securities that are in the possession of an outside party may not be recovered. Investments are exposed to custodial credit risk if the securities are uninsured, are not registered in the name of the government, and are held by either the counterparty or the counterparty's trust department or agent but not in the government's name. The OPEB Trust and DPERS's investments are not exposed to custodial credit risk as they are held by the DPERS's custodian in the name of the OPEB Trust, DPERS, or its nominee.

Investment Concentration Risk

As of June 30, 2022, the OPEB Trust and DPERS held no concentration of investments (except pooled investments) in an individual issuer in excess of 5% of the fair value of the OPEB Trust's or DPERS's net position.

Management Fees

The OPEB Trust and DPERS paid \$307.0 thousand and \$26.3 million, respectively, in management fees to the alternative investment funds and partnerships for the fiscal year ended June 30, 2022. These fees are netted against investment income.

Foreign Investments

Foreign investments include equity securities, bonds, cash, and cash equivalents.

Foreign assets in the OPEB Trust's Statement of Fiduciary Net Position as of June 30, 2022 includes \$42.1 thousand of fixed income investments of domestic issuers which have been classified as domestic on the Statement of Fiduciary Net Position but are denominated in a foreign currency.

Currency	OPEB Trust Investment Types (Expressed in Thousands)			
	Fair Value in U.S. Dollars	Equities	Fixed Income	Cash and Cash Equivalents
Australian Dollar	\$ 515	\$ 515	\$ —	\$ —
Brazilian Real	1,104	1,104	—	—
British Pound Sterling	3,433	3,433	—	—
Canadian Dollar	1,316	1,271	45	—
Danish Krone	1,211	1,211	—	—
Euro	8,805	8,495	318	(8)
HK offshore Chinese Yuan Renminbi	990	990	—	—
Hong Kong Dollar	5,327	5,288	—	39
Indian Rupee	2,106	2,105	—	1
Indonesian Rupiah	690	690	—	—
Japanese Yen	1,357	1,351	—	6
Nigerian Naira	76	31	—	45
Norwegian Krone	254	254	—	—
Philippine Peso	597	597	—	—
South African Rand	68	68	—	—
Swedish Krona	306	306	—	—
Swiss Franc	823	823	—	—
Vietnamese Dong	784	761	—	23
Total Foreign Currencies	29,762	29,293	363	106
Foreign Issued Investments				
Denominated in U.S. Dollars	13,381	11,698	1,683	—
Pooled International Investments				
Denominated in U.S. Dollars	46,054	46,054	—	—
Total	\$ 89,197	\$ 87,045	\$ 2,046	\$ 106

DPERS's foreign assets as of June 30, 2022 includes \$0.9 million of investments of domestic issuers which have been classified as domestic, but are denominated in a foreign currency.

DPERS Investment Types (Expressed in Thousands)				
Currency	Fair Value in U.S. Dollars	Equities	Fixed Income	Cash and Cash Equivalents
Australian Dollar	\$ 10,860	\$ 10,860	\$ —	\$ —
Brazilian Real	23,271	23,271	—	—
British Pound Sterling	72,389	72,388	—	1
Canadian Dollar	27,735	26,791	943	1
Danish Krone	25,531	25,531	—	—
Euro	185,627	179,093	6,707	(173)
HK offshore Chinese Yuan Renminbi	20,879	20,879	—	—
Hong Kong Dollar	112,315	111,502	—	813
Indian Rupee	44,415	44,385	—	30
Indonesian Rupiah	14,545	14,545	—	—
Japanese Yen	28,600	28,481	—	119
Nigerian Naira	1,595	651	—	944
Norwegian Krone	5,353	5,352	—	1
Philippine Peso	12,591	12,583	—	8
South African Rand	1,437	1,437	—	—
Swedish Krona	6,462	6,462	—	—
Swiss Franc	17,349	17,344	—	5
Vietnamese Dong	16,529	16,047	—	482
Total Foreign Currencies	627,483	617,602	7,650	2,231
Foreign Issued Investments				
Denominated in U.S. Dollars	282,132	246,647	35,485	—
Pooled International Investments				
Denominated in U.S. Dollars	976,377	976,377	—	—
Total	\$ 1,885,992	\$ 1,840,626	\$ 43,135	\$ 2,231

Derivative

Derivatives are instruments (securities or contracts) whose value is dependent on such things as stock or bond prices, interest rate levels, or currency exchange rates. The Board adopted a formal written policy on the use of derivative instruments which is reviewed periodically and incorporated in the formalized investment policy adopted by the Board. Some selected managers are permitted to use derivatives. In every case, the types of derivatives used and limits on their use are stated in the manager's contract and are monitored on an ongoing basis. Derivatives serve a variety of useful purposes for the OPEB Trust and DPERS, including the reduction of foreign exchange risk, the minimization of transaction costs, and as a means of implementing value added strategies to enhance returns. If the use of derivatives in a portfolio strategy results

in some leverage, that leverage is never permitted to expose the Fund to a loss greater than the amount committed to that strategy.

The following lists principal categories of derivative instruments and their uses during the year:

Category	Purpose
Foreign exchange forward contracts	Hedge currency risk of investments denominated in foreign currencies; enhance return
Exchange traded futures contracts	Reduce transaction costs; hedge equity market risk; control fixed income; counterbalance portfolio duration; enhance return
Exchange traded options contracts	Enhance return; reduce transaction costs
Total return equity swaps	Hedge equity market risk exposure

Generally, derivatives are subject both to market risk and counterparty risk. The derivatives utilized by the OPEB Trust and DPERS typically have no greater risk than their physical counterparts, and in many cases are offset by exposures elsewhere in the portfolio (for example, a short S&P 500 futures contract partially hedging a long position in S&P 500 securities). Counterparty risk, the risk that the “other party” to a contract will default, is managed by utilization of exchange traded futures and options where practical (in which case the futures exchange is the counterparty and guarantees performance) and by careful screening of counterparties where use of exchange traded products is impractical or uneconomical.

Derivative securities are priced and accounted for at their fair value. For exchange traded securities such as futures and options, closing prices from the securities exchanges are used. Foreign exchange contracts are valued at the price at which the transaction could be settled by offset in the forward markets.

The Investment Committee monitors the OPEB Trust and DPERS’s derivative holdings on a regular basis to ensure that the derivatives used by managers of the OPEB Trust and DPERS will not have a material adverse impact on its financial condition. Total derivative instruments at June 30, 2022 were not material to the OPEB Trust or DPERS.

Risk and Uncertainty

The OPEB Trust and DPERS invest in various investment securities. Investment securities are exposed to various risks such as interest rate, market, and credit risks. Due to the level of risk inherent in investment securities, it is possible that changes in the values of investment securities will occur in the near term and that such change could affect the amounts reported.

Discretely Presented Component Units

Delaware State Housing Authority (DSHA)

As of June 30, 2022, DSHA had bank and savings money markets deposits of \$324.6 million. No deposits were uninsured or uncollateralized.

Investment Policies

DSHA has an investment policy that encompasses all moneys related to the issuance of bonds, as well as all funds otherwise held by DSHA. DSHA seeks first and foremost to ensure safety of principal, and secondly, to attain the highest possible return available given the risk constraints.

DSHA is allowed to invest in certain qualified investments as defined by amended Subchapter II, Section 4013, Chapter 40, Title 31, of the Delaware Code and DSHA's formal investment policy.

Investments

Investments are presented at fair value. Fair values are determined by quoted market prices based on national exchange prices for all investments, except for the State of Delaware Investment Pool. The State pool is valued based on the pool's share price. The table below lists the DSHA's investments and the related maturities:

Investment Type	Investment Maturities (in Years) (Expressed in Thousands)					
	Fair Value	Less than 1	1 - 5	5 - 10	10 - 20	20 - 30
U.S. Treasury Notes	\$ 22,230	\$ 3,471	\$ 18,759	\$ —	\$ —	\$ —
U.S. Treasury Bills	167	167	—	—	—	—
U.S. Treasury Bonds	22	—	—	22	—	—
U.S. Treasury Strips	427	—	427	—	—	—
U.S. Agencies	77,955	9,463	43,798	—	8,883	15,811
Commercial Paper	18,114	18,114	—	—	—	—
Corporate Notes	35,563	8,481	27,082	—	—	—
Money Market Bank Accounts	178,097	178,097	—	—	—	—
Money Market Savings Accounts	5,833	5,833	—	—	—	—
Uninvested Principal Cash	5	5	—	—	—	—
State of Delaware Investment Pool	310	310	—	—	—	—
Total Investments	338,723	223,941	90,066	22	8,883	15,811
Securitized Mortgage Loans	30,231	—	—	—	—	30,231
Total Investments & Securitized Mortgage Loans	\$ 368,954	\$ 223,941	\$ 90,066	\$ 22	\$ 8,883	\$ 46,042

Credit Risk

DSHA's general investment policy is to make investments with judgment and care, under circumstances then prevailing, which persons of prudence, discretion, and intelligence exercise in the management of their own affairs, not for speculation, but for investment, considering the probable safety of their capital, as well as the probable income to be derived. As of June 30, 2022, DSHA's investments were rated as follows:

Investment Type	Ratings (S & P) (Expressed in Thousands)									U.S. Government Guaranteed
	Fair Value	AAA	AA+	AA	AA-	A1+	A1	A	A+	
U.S. Treasury Bills	\$ 167	\$ —	\$ —	\$ —	\$ —	\$ —	\$ —	\$ —	\$ —	\$ 167
U.S. Treasury Notes	22,230	—	—	—	—	—	—	—	—	22,230
U.S. Treasury Strips	427	—	—	—	—	—	—	—	—	427
U.S. Treasury Bonds	22	—	—	—	—	—	—	—	—	22
U.S. Agencies	77,955	—	46,524	—	—	—	—	—	—	31,431
Corporate Notes	35,565	776	8,196	5,051	18,973	0	—	483	2,086	—
Commercial Paper	18,113	—	—	—	—	9,027	9,086	—	—	—
Securitized Mortgage Loans	30,231	—	—	—	—	—	—	—	—	30,231
Total	\$ 184,710	\$ 776	\$ 54,720	\$ 5,051	\$ 18,973	\$ 9,027	\$ 9,086	\$ 483	\$ 2,086	\$ 84,508

NOTE 3 FAIR VALUE MEASUREMENT

The State categorizes its fair value measurements within the fair value hierarchy established by generally accepted accounting principles.

The three levels of the fair value hierarchy are as follows:

- Level 1: Quoted prices (unadjusted) in active markets for identical assets or liabilities.
- Level 2: Inputs — other than quoted prices — included within Level 1 that are observable for the asset or liability — either directly or indirectly
- Level 3: Unobservable inputs — market data are not available and are developed using the best information available about the assumptions that market participants would use when pricing an asset or liability

The asset's or liability's fair value measurement level within the fair value hierarchy is based on the lowest level of any input that is significant to the fair value measurement.

Equity securities and mutual funds classified in Level 1 of the fair value hierarchy are valued using prices quoted in active markets for those securities. Fixed income securities and pooled investments classified in Level 2 of the fair value hierarchy are valued using other inputs including, but not limited to, interest rates and yield curves that are observable at commonly quoted intervals as well as the latest available estimates of price or actual bids quoted in active markets for those or similar securities. Fixed income securities classified in Level 3 of the fair value hierarchy are the State's proportional investments held in an investment pool.

The State has the following recurring fair value measurements as of June 30, 2022:

	Investments by Fair Value (Expressed in Thousands)			
	6/30/2022	Fair Value Measurement		
		Level 1	Level 2	Level 3
Fixed Income Securities:				
U.S. Government Obligations				
U.S. Treasury Notes	\$ 375,361	\$ —	\$ 375,361	\$ —
U.S. Agency Notes	2,473,250	—	2,473,250	—
Municipal Obligations	23,895	—	23,895	—
Corporate Bonds	1,631,784	—	1,631,784	—
Commercial Paper	712,194	—	712,194	—
Private Placements	—	—		—
Other Pooled & Obligations	235,944	—	235,944	—
Equity Securities				
Equity Securities	203,625	203,625	—	—
Mutual Funds	106,642	106,642	—	—
Total Investments by Fair Value Level	\$ 5,762,695	\$ 310,267	\$ 5,452,428	\$ —
Investments not subject to measurement	600,203			
Total Investments	\$ 6,362,898			

OPEB Trust Fund (OPEB Trust) and Delaware Public Employee's Retirement System (DPERS)

The OPEB Trust and DPERS have both investments measured at fair value and investments that are measured using the net asset value (NAV) per share (or its equivalent) as a practical expedient to fair value which are not classified in the fair value hierarchy.

Equity and Fixed Income securities classified in Level 1 are valued using prices quoted in active markets for those securities.

Equity securities classified in Level 2 are valued using the latest available estimates of price bids or actual price bids quoted in active and inactive markets for those securities.

Fixed Income securities and pooled investments classified in Level 2 are valued using other inputs including, but not limited to, interest rates and yield curves that are observable at

commonly quoted intervals as well as the latest available estimates of price bids or actual bids quoted in active and inactive markets for those, or similar, securities.

Fixed Income securities classified in Level 3 are privately placed subordinated notes, valued using a discounted cash flow model. Unobservable inputs include projected cash flows and the discount rate.

Pooled investments classified in Level 1 of the fair value hierarchy are investments in open-end, non-exchange-traded mutual funds for which fair value per share (unit) is determined and published and is the basis for current transactions. These securities are valued at their NAV on the date of valuation, and are classified as Level 1 in the fair value hierarchy since they may be purchased or sold at their publically quoted NAV on the date of valuation.

The OPEB Trust has the following recurring fair value measurements as of June 30, 2022:

OPEB Trust Investments by Fair Value
(Expressed in Thousands)

	6/30/2022	Fair Value Measurement		
		Level 1	Level 2	Level 3
Equity Securities				
Common Stock	\$ 169,123	\$ 169,108	\$ 15	\$ —
Convertible Equity	18	18	—	—
Preferred Stock	1,104	1,104	—	—
Total Equity Securities	170,245	170,230	15	—
Fixed Income Securities				
Asset Backed Securities	7,066	—	7,066	—
Bank Loans	17,419	—	17,419	—
Commercial Mortgage-Backed	8,667	—	8,667	—
Corporate Bonds	1,449	—	1,449	—
Government Agencies	15,360	—	15,360	—
Government Bonds	3,625	—	3,625	—
Total Fixed Income Securities	53,586	—	53,586	—
Pooled Investments				
Equity Funds	8,194	8,194	—	—
Total Pooled Investments	8,194	8,194	—	—
Total Investments by Fair Value Level	\$ 232,025	\$ 178,424	\$ 53,601	\$ —
Total Investments Measured at NAV	301,695			
Total Investments	\$ 533,720			

DPERS has the following recurring fair value measurements as of June 30, 2022:

DPERS Investments by Fair Value
(Expressed in Thousands)

	6/30/2022	Fair Value Measurement		
		Level 1	Level 2	Level 3
Equity Securities				
Common Stock	\$ 3,565,797	\$ 3,565,480	\$ 317	\$ —
Convertible Equity	381	381	—	—
Preferred Stock	23,274	23,274	—	—
Total Equity Securities	3,589,452	3,589,135	317	—
Fixed Income Securities				
Asset Backed Securities	148,988	—	148,988	—
Bank Loans	367,266	—	367,266	—
Commercial Mortgage-Backed	182,740	—	182,740	—
Corporate Bonds	30,547	—	30,547	—
Government Agencies	323,854	—	323,854	—
Government Bonds	76,420	—	76,420	—
Total Fixed Income Securities	1,129,815	—	1,129,815	—
Pooled Investments				
Equity Funds	188,319	188,319	—	—
Fixed Income Funds	6,109	6,109	—	—
Total Pooled Investments	194,428	194,428	—	—
Total Investments by Fair Value Level	\$ 4,913,695	\$ 3,783,563	\$ 1,130,132	\$ —
Total Investments Measured at NAV	6,360,954			
Total Investments	\$ 11,274,649			

The valuation method for pooled and alternative investments that do not have a readily determinable fair value is such that DPERS establishes fair value by using the NAV per share (or its equivalent), such as member units or an ownership interest in partners' capital to which a proportionate share of net assets is attributed. These values are calculated by the management of each investment fund as of the DPERS's measurement date, generally in a manner consistent with the Financial Accounting Standards Board's measurement principles for investment companies. The NAV received from each investment fund are reviewed by Office of Pensions staff and its investment advisor; and both DPERS's management and the custodian receive periodic and audited annual financial reports from the management of each investment fund.

The OPEB Trust has the following recurring NAV measurements as of June 30, 2022. Excluded from pooled investments below is a short-term stable value fund that the Trust classifies as Cash Equivalents in the amount of \$893.7 million. At year end, the NAV, unfunded commitments, and redemption terms are as follows:

OPEB Trust Investments Measured at NAV
(Expressed in Thousands)

	Fair Value	Unfunded Commitments (1)	Redemption Frequency (if Currently Eligible)	Redemption Notice Period
Pooled Investments				
Equity Funds	\$ 93,091	\$ —	Daily, Monthly	1 to 12 days
Fixed Income Funds	83,413	—	Daily	1 to 2 days
Total Pooled Investments (2)	<u>176,504</u>			
Alternative Investments				
Funds Primarily Invested in Public Securities				
Equity Focused Strategy (3)	5,967	—	Annual, Triennial	90 to 150 days
Funds Primarily Invested in Private Securities (4)				
Buyout	11,486	\$ 820		
International	25,397	3,050		
Private Debt	3,092	2,185		
Private Equity	72,734	15,090		
Real Assets	6,515	5,064		
Total Alternatives	<u>125,191</u>			
Total Investments Measured at NAV	<u><u>\$ 301,695</u></u>			

The DPERS has the following recurring NAV measurements as of June 30, 2022. Excluded from the pooled investments below is a short term stable value fund that DPERS classifies as Cash Equivalents in the amount of \$893.7 million. At year end, the NAV, unfunded commitments, and redemption terms are as follows:

DPERS Investments Measured at NAV
(Expressed in Thousands)

	Fair Value	Unfunded Commitments(1)	Redemption Frequency	Redemption Notice Period
Pooled Investments				
Equity Funds	\$ 1,962,721	\$ —	Daily, Monthly	1 to 12 days
Fixed Income Funds	1,758,692	—	Daily	1 to 2 days
Total Pooled Investments (2)	<u>3,721,413</u>			
Alternative Investments				
Funds Primarily Invested in Public Securities				
Equity Focused Strategy (3)	125,811	—	Annual, Triennial	90 to 150 days
Funds Primarily Invested in Private Securities (4)				
Buyout	242,167	\$ 17,299		
International	535,463	64,296		
Private Debt	65,191	46,078		
Private Equity	1,533,538	318,150		
Real Assets	137,371	106,764		
Total Alternatives	<u>2,639,541</u>			
Total Investments Measured at NAV	<u>\$ 6,360,954</u>			

- (1) *Unfunded Commitments.* The OPEB Trust and DPERS have commitments to invest additional amounts, to be drawn down as called upon at any time during the term of each relationship. The lengths of these terms are discussed below. Generally, these commitments are self-funding; in that the capital calls are met using cash flows generated by distributions received from alternative investment funds as the underlying investments of the funds are liquidated.
- (2) *Pooled Investments.* This type includes three index tracking funds and four global value equity funds. The index funds maintain a portfolio constructed to match or track the components of the following market indices: S&P 500, S&P 600, Russell 1000 Value, Bloomberg U.S. TIPS and the Bloomberg U.S. Aggregate. The global value equity funds invest in both U.S. and non-U.S. equities, seeking quality companies that are attractively valued and have growth potential.
- (3) *Equity Focused Strategy.* This type includes two funds that engage in equity investing strategies. The composite portfolio for this type invests both long and short in global common stocks, but also in debt, credit, private equity, derivative and other financial instruments. In limited circumstances, these funds have the ability to impose a gate, or in the

case of a withdrawal greater than 95% they may hold back up to 5% of the redemption amount until the completion of the funds' annual audit. These funds may also segregate a portion of the portfolio in a side pocket. Investments in a side pocket are redeemable only upon liquidation of the underlying assets in the side pocket. Investments representing approximately 57% of the value of the investments in this type are held in side pockets. Liquid capital, representing approximately 15% of the value of the investment in this type, is subject to staggered two-year liquidity with 50% available for withdrawal in year one and 50% available for withdrawal in year two. Additionally, liquid capital representing 28% of the value of investments in this type cannot be redeemed because the investments include an initial lock-up that does not allow for redemption in the first three years after acquisition. The remaining restriction for the latter portion of liquid capital described is approximately 33 months as of June 30, 2022.

- (4) *Funds Primarily Invested in Private Securities.* These investments can never be redeemed with the funds. Instead, the nature of the investments in these types is that distributions are received through the liquidation of the underlying assets of the funds. It is expected that the underlying assets of the funds will be liquidated over the next 1 to 14 years. The strategy of each type is as follows:

Buyout. This type includes three funds that make equity investments in mature, private companies.

International. This type includes 18 funds that invest in private equity and buyout strategies operating principally outside of the U.S.

Private Debt. This type includes 8 funds that invest in debt or equity securities of financially stressed (distressed) companies, as well as convertible bonds and subordinated debt in private companies.

Private Equity. This type includes 55 funds that invest in the equity securities of growing private companies, primarily in the technology and healthcare sectors.

Real Assets. This type includes 10 funds that invest in commercial real estate and private energy companies including commercial real estate, exploration and production, midstream, power and services businesses.

Discretely Presented Component Unit

Delaware State Housing Authority (DSHA)

At June 30, 2022, the Delaware State Housing Authority (DSHA), a component unit of the State of Delaware has \$ 369.0 million of investments with 185.0 million classified in Level 2 of the fair value hierarchy and the remaining \$184.0 million not measured at fair value since they are money market accounts and not subject to measurement. The Level 2 investments are fixed income securities and pooled investments valued using other inputs which includes interest rate and yield curves that are observable at commonly quoted intervals as well as the latest available estimates of price bids or actual bids quoted in active or inactive markets for similar securities.

NOTE 4 RECEIVABLES

Amounts other than leases receivable are aggregated into a single accounts receivable line, which is recorded net of an allowance for uncollectible accounts. In the governmental fund financial statements, receivables that will not be available within 60 days of year-end are recorded as deferred inflows of resources.

Taxes receivable represent the amount of personal, business, and other taxes determined to be measurable at June 30, 2022. Uncollectibility for taxes receivable primarily results from identified assessment problems, inability to locate taxpayers, and accounts of decedents.

The State levies taxes on real property through its school districts. Each of the State's three counties establishes the assessed values of real estate and bills and collects its own property taxes. Local school property taxes are levied by local school districts based on the assessed value of real estate, as determined by county taxation formulas. Taxes are levied on July 1 and are payable on or before September 30. Taxes paid after the payable date are assessed a 6% penalty for nonpayment and 1% interest per month thereafter. Taxes are billed and collected by the counties with funds remitted to the local school district to be used for the local share of school operating costs and debt service on general obligation bonds issued for capital improvements. Receivables as of year-end for the State's individual funds, including the applicable allowances for uncollectible accounts, are as follows:

**Receivables - Primary Government
Governmental Activities/Governmental Funds
(Expressed in Thousands)**

	General Fund	Federal Fund	Local School District Funds	Total Receivables
Receivables				
Taxes	\$ 217,802	\$ —	\$ 50,116	\$ 267,918
Accounts	312,568	281,204	134	593,906
Loans and Notes	41,536	342,640	—	384,176
Intergovernmental	—	298,360	—	298,360
Total Receivables	571,906	922,204	50,250	1,544,360
Allowance for Doubtful Accounts	(327,707)	(230,460)	(238)	(558,405)
Total Receivables, Net	<u>\$ 244,199</u>	<u>\$ 691,744</u>	<u>\$ 50,012</u>	<u>\$ 985,955</u>
Amounts not Scheduled for Collection During the Subsequent Year	<u>\$ 129,777</u>	<u>\$ 332,293</u>	<u>\$ 34,006</u>	<u>\$ 496,076</u>

**Receivables - Primary Government
Business-Type Activities/Proprietary Funds
(Expressed in Thousands)**

	Unemployment	Lottery	DelDOT	Total Receivables
Receivables:				
Taxes	\$ 90,096	\$ —	\$ —	\$ 90,096
Accounts	31,667	7,485	27,944	67,096
Interest	—	—	294	294
Intergovernmental	7,953	—	68,067	76,020
Total Receivables	129,716	7,485	96,305	233,506
Allowance for Doubtful Accounts	(59,185)	—	—	(59,185)
Total Receivables, Net Amounts not Scheduled for Collection During the Subsequent Year	\$ 70,531	\$ 7,485	\$ 96,305	\$ 174,321
	\$ —	\$ —	\$ —	\$ —

Discretely Presented Component Units

Delaware State Housing Authority (DSHA)

Total receivables as of June 30, 2022 are as follows:

(Expressed in Thousands)

Receivables:	
Mortgage Loans	\$ 315,088
Accrued Interest	71,824
Other Receivables	2,139
Grants Receivable	322
Total Receivables	389,373
Allowance for Doubtful Accounts	(27,669)
Total Receivables, Net Amounts not Scheduled for Collection During the Subsequent Year	\$ 361,704
	\$ 354,311

Mortgage loans receivable, which total \$315.1 million, consist of single family and multi-family loans and are collateralized by first, second, or third mortgages on the properties and in limited instances are guaranteed by corporate sponsors. Interest rates on the loans vary from 2.75% to 7.8%, and loan maturities are between 1 and 17 years depending on the type of mortgage loan issued.

NOTE 5 INTERFUND BALANCES AND TRANSFERS**(a) Due To/From to Other Funds**

Receivables reported as “due from other funds” and the related payables reported as “due to other funds” represent amounts owed to State organizations by other organizations within the State primary government. Amounts receivable from or payable to other levels of government are reported as intergovernmental receivables or payables and are expected to be repaid within one year from the date of these financial statements. The composition of due from/due to balances at June 30, 2022 is as follows (expressed in thousands):

	Due To			Total
	General	Federal	Lottery	
Due From				
General	\$ —	\$ 6,444	\$ 15,585	\$ 22,029
Federal	59,305	—	—	\$ 59,305
DelDOT	26,543	—	—	26,543
Total	<u>\$ 85,848</u>	<u>\$ 6,444</u>	<u>\$ 15,585</u>	<u>\$ 107,877</u>

The amount due to the Federal Fund is for clean water revolving loan funds used to complete projects at State park facilities. The amount due from the Federal Fund is for borrowings to eliminate negative balances in the State Investment Pool.

The amount due to the Lottery Fund represents future liabilities that require the State General Fund to pay as a result of the Lottery’s transfer of profits as required by law.

The amount due from DelDOT represents a borrowing from the State's General Fund cash accounts.

(b) Transfers In From/Out to Other Funds

Transfers in and transfers out between funds in the statement of revenues, expenditures and changes in fund balance and the statement of revenues, expenses and changes in fund net position, proprietary funds represent transfers between funds. Transfers are used to (1) move revenues from the fund that statute requires to collect them to the fund that statute requires to expend them, (2) use restricted revenues collected in the General Fund to finance various programs accounted for in other funds in accordance with budgetary authorizations, (3) move profits from the Lottery Fund, as required by State law, and (4) move bond proceeds from Capital Projects to the General Fund or Local School District Fund to cover expenses paid by the General Fund as well as refundings paid to the escrow agent by the General Fund.

A schedule of transfers in and transfers out for the year ended June 30, 2022 is presented below (expressed in thousands):

Transfers In					
	General	Federal	Local School District Fund	DelDOT	Total
Transfers Out					
General	\$ —	\$ —	\$ 34,974	\$ 7,735	\$ 42,709
Federal	72	—	—	—	72
Local School District Fund	70,366	—	—	—	70,366
Capital Projects	51,684	—	—	—	51,684
Lottery	284,627	—	—	—	284,627
DelDOT	13,002	—	—	—	13,002
Total	\$ 419,751	\$ —	\$ 34,974	\$ 7,735	\$ 462,460

NOTE 6 CAPITAL ASSETS

Capital asset activities for the fiscal year ended June 30, 2022 were as follows:

Capital Assets				
(Expressed in Thousands)				
Governmental Activities	Beginning Balance	Increases	Decreases	Ending Balance
Capital Assets, Not Being Depreciated				
Land	\$ 519,452	\$ 8,957	\$ —	\$ 528,409
Easements	83,550	—	—	83,550
Construction-In-Progress	144,355	153,895	(106,995)	191,255
Total Capital Assets, Not Being Depreciated	<u>747,357</u>	<u>162,852</u>	<u>(106,995)</u>	<u>803,214</u>
Capital Assets, Being Depreciated and Amortized				
Vehicles	128,866	12,665	(7,392)	134,139
Buildings	4,542,311	122,857	(17,416)	4,647,752
Right-to-Use Leased Buildings	235,576	43,408	—	278,984
Equipment	109,827	6,502	(1,638)	114,691
Right-to-Use Leased Equipment	5,841	136	—	5,977
Land Improvements	357,068	9,998	—	367,066
Computer Software	431,321	—	—	431,321
Total Capital Assets Being Depreciated and Amortized	<u>5,810,810</u>	<u>195,566</u>	<u>(26,446)</u>	<u>5,979,930</u>
Less Accumulated Depreciation/Amortization				
Vehicles	(91,894)	(10,838)	7,332	(95,400)
Buildings	(1,852,920)	(103,459)	14,492	(1,941,887)
Right-to-Use Leased Buildings	(21,290)	(25,793)	—	(47,083)
Equipment	(82,112)	(6,011)	1,567	(86,556)
Right-to-Use Leased Equipment	(1,089)	(1,097)	—	(2,186)
Land Improvements	(179,301)	(15,927)	—	(195,228)
Computer Software	(369,333)	(47,459)	—	(416,792)
Total Accumulated Depreciation/Amortization	<u>(2,597,939)</u>	<u>(210,584)</u>	<u>23,391</u>	<u>(2,785,132)</u>
Total Capital Assets, Being Depreciated/Amortized, Net	<u>3,212,871</u>	<u>(15,018)</u>	<u>(3,055)</u>	<u>3,194,798</u>
Governmental Activities Capital Assets, Net	<u>\$ 3,960,228</u>	<u>\$ 147,834</u>	<u>\$ (110,050)</u>	<u>\$ 3,998,012</u>

Capital Assets
(Expressed in Thousands)

Business-type Activities DelDOT	Beginning Balance	Increases	Decreases	Ending Balance
Capital Assets, Not Being Depreciated				
Land	\$ 376,445	\$ 18,582	\$ —	\$ 395,027
Infrastructure	4,466,280	48,026	—	4,514,306
Welcome and Service Center	22,100	—	—	22,100
Construction In Progress	122,145	44,217	(12,088)	154,274
Total Capital Assets, Not Being Depreciated	<u>4,986,970</u>	<u>110,825</u>	<u>(12,088)</u>	<u>5,085,707</u>
Capital Assets, Being Depreciated and Amortized				
Land Improvements	8,025	8,225	—	16,250
Buildings & Improvements	213,667	10,605	—	224,272
Furniture & Equipment	400,637	33,673	(29,768)	404,542
Right-to-Use Leased Buildings	—	1,752	—	1,752
Right-to-Use Leased Equipment	—	354	—	354
Total Capital Assets, Being Depreciated and Amortized	<u>622,329</u>	<u>54,609</u>	<u>(29,768)</u>	<u>647,170</u>
Less Accumulated Depreciation/Amortization				
Land Improvements	(1,838)	(617)	—	(2,455)
Buildings & Improvements	(76,255)	(6,700)	192	(82,763)
Furniture & Equipment	(234,464)	(25,514)	25,811	(234,167)
Right-to-Use Leased Buildings	—	(628)	—	(628)
Right-to-Use Leased Equipment	—	(106)	—	(106)
Total Accumulated Depreciation/Amortization	<u>(312,557)</u>	<u>(33,565)</u>	<u>26,003</u>	<u>(320,119)</u>
Total Capital Assets, Being Depreciated /Amortized, Net	<u>309,772</u>	<u>21,044</u>	<u>(3,765)</u>	<u>327,051</u>
Business-type Activities Capital Assets, Net	<u>\$ 5,296,742</u>	<u>\$ 131,869</u>	<u>\$ (15,853)</u>	<u>\$ 5,412,758</u>

Depreciation expense was charged to the following primary government functions as follows:

Depreciation/Amortization Expense

(Expressed in Thousands)

Governmental Activities:	
General Government	\$ 28,166
Health and Children's Services	61,609
Judicial and Public Safety	34,384
Natural Resources and Environmental Control	9,450
Labor	5,656
Education	<u>93,698</u>
Total Depreciation/Amortization Expense - Governmental Activities	<u>\$ 232,963</u>
Business-type Activities:	
DelDOT	<u>\$ 33,565</u>

In fiscal year 2010, construction was completed on the Welcome and Service Center (the Center) pursuant to an agreement with HMS Host Toll Roads, Inc. (HMS), under which HMS financed, designed, and built the Center and continues to maintain and operate the Center for 35 years. Under the agreement, HMS is responsible for maintaining the Center to current conditions and insuring the Center over the course of the 35 years of operations. During the Fiscal Year Ended June 30, 2022, HMS was sold to Applegreen USA Welcome Centres, LLC (Applegreen), and the agreement between the Department and HMS was transferred to Applegreen with the Department's consent. All terms of the agreement remain in effect as a result of the transfer. The Trust Fund is entitled to a percentage of all sales from fuel and non-fuel items sold. At the end of the agreement, operation of the Center will be transferred to the Trust Fund in its enhanced condition. DelDOT reports the Center as a capital asset with a carrying value of \$22.1 million and a related deferred inflow of resources of \$22.1 million as of June 30, 2022, which is being amortized over 35 years. Amortization expense was \$631,429 for the Fiscal Year Ended June 30, 2022.

NOTE 7 DEFERRED OUTFLOWS OF RESOURCES AND DEFERRED INFLOWS OF RESOURCES

Deferred outflows of resources are defined as consumption of net assets by the government that is applicable to a future reporting period. Deferred inflows of resources are defined as acquisition of net assets by the government that is applicable to a future reporting period. Deferred outflows increase net position, similar to assets and deferred inflows decrease net position, similar to liabilities.

The components of deferred outflows of resources and deferred inflows of resources reported in the government wide financial statements as of June 30, 2022 are as follows (expressed in thousands):

	Governmental Activities	Business-type Activities	Primary Government
Deferred Outflows of Resources			
Loss on Refundings of Debt	\$ —	\$ 14,940	\$ 14,940
OPEB - See Note 15			
State Employees Plan	1,996,216	81,575	2,077,791
DTC Plan	—	45,419	45,419
Pensions - See Note 16			
State Employees Plan	599,397	25,720	625,117
Special Fund	—	—	—
New State Police	42,194	—	42,194
Judiciary	2,917	—	2,917
Closed State Police	23,225	—	23,225
DTC Plan	—	4,107	4,107
Contributory	—	2,834	2,834
Total Deferred Outflows of Resources	\$ 2,663,949	\$ 174,595	\$ 2,838,544
Deferred Inflows of Resources			
Service Concession Arrangement	\$ —	\$ 14,523	\$ 14,523
Lease Related	19,006	13,427	\$ 32,433
Gain on Refundings of Debt	52,348	—	52,348
OPEB - See Note 15			
State Employees Plan	1,617,109	67,533	1,684,642
DTC Plan	—	55,937	55,937
Pensions - See Note 16			
State Employees Plan	2,114,923	90,644	2,205,567
Special Fund	39	—	39
New State Police	127,075	—	127,075
Judiciary	25,749	—	25,749
Closed State Police	3,144	—	3,144
DTC Plan	—	6,378	6,378
Contributory	—	8,424	8,424
Total Deferred Inflows of Resources	\$ 3,959,393	\$ 256,866	\$ 4,216,259

Deferred inflows of resources on the governmental funds balance sheet as of June 30, 2022 are unavailable revenues as follows (expressed in thousands):

	General Fund	Federal Fund	Local School District Fund	Total Governmental Funds
Deferred Inflows of Resources				
Lease Receivable	\$ 18,861	\$ —	\$ 145	19,006
Accounts Receivable	75,268	18,309	134	93,711
Taxes Receivable	46,544	—	47,567	94,111
Total Deferred Inflows of Resources	\$ 140,673	\$ 18,309	\$ 47,846	\$ 206,828

NOTE 8 GENERAL OBLIGATION BONDS

General obligation bonds have been authorized and issued primarily to provide funds for acquisition and construction of capital facilities for State administrative operations, public and higher education, public and mental health, corrections, and conservation purposes and for maintenance and construction of highway facilities.

The State Constitution provides that the State may issue general obligation bonds for specific purposes in amounts approved by the General Assembly. The enabling acts pursuant to which the bonds are issued provide that all bonds issued shall be direct obligations of the State; that is, the bonds are secured by the pledge of the full faith and credit of the State. General obligation bonds are redeemed over a period not to exceed 20 years, generally from available resources in the general fund. Accordingly, the State has generally issued 20-year serial bonds with equal amounts of principal maturing each year. Bonds outstanding have call provisions providing for early redemption at the option of the State, generally beginning 8 or 10 years following the date of issue in the inverse order of maturity, in whole or in part, at redemption prices not to exceed 100% of par value.

On March 2, 2022, the State issued \$255.0 million of general obligation bonds maturing between March 1, 2023 and March 1, 2042. Of the \$255.0 million issued as Series 2022, \$222.5 million was issued representing new money, the proceeds of which were used to fund various capital projects as authorized by the General Assembly; and \$32.5 million was issued as refunding bonds, the proceeds of which were used to refund existing bonds for a net present value savings of \$6.4 million, or 15.5% of the principal refunded. The bonds bear coupons between 3.0% and 5.0% and yield between 0.860% and 2.330%.

The refunding Series 2022 resulted in an economic gain of \$6.3 million and a debt service cash savings over the next 12 years of \$7.8 million. The gain on refunding is recorded with the Deferred Inflows of Resources on the Statement of Net Position.

Bonds issued and outstanding totaled \$2,265.6 million at June 30, 2022. Of this amount, \$512.4 million is supported by property taxes collected by the local school districts. During fiscal year 2022, the local school district funds transferred \$68.9 million of property tax revenue to the State to meet the required debt service on their share of the debt.

The State is authorized to issue an additional \$227.4 million of general obligation bonds at June 30, 2022. Interest rates and maturities of the outstanding general obligation bonds are detailed as follows:

General Obligation Bonds - Governmental Activities

(Expressed in Thousands)

Sale #	Description	Interest Rates	Maturity Date (Fiscal Year)	Balance Outstanding at June 30, 2022
239	GO 2022	3.00% - 5.00%	2042	\$ 255,030
238	GO 2021A	2.00% - 5.00%	2041	279,265
237	GO 2020B	5.00%	2032	31,250
236	GO 2020A	2.00% - 5.00%	2039	270,000
235	GO 2019A	5.00%	2030	84,370
234	GO 2019A	3.00% - 5.00%	2039	201,000
232	GO 2018A	5.00%	2038	187,450
231	GO 2017A	5.00%	2029	114,785
230	GO 2017	3.00% - 5.00%	2037	168,750
229	GO 2016D	2.00% - 5.00%	2032	77,080
227	GO 2016C	4.00% - 5.00%	2027	26,465
225	GO 2016A	2.125% - 5.00%	2036	140,420
222	GO 2014B	2.00% - 5.00%	2035	146,380
219	GO 2013A	2.00% - 5.00%	2027	57,535
214	GO 2010D	4.55%	2030	59,580
213	GO 2010C	3.10% - 4.60%	2031	84,200
211	GO 2010B	2.00% - 5.00%	2025	26,245
206	GO 2009C	2.00% - 5.00%	2028	45,930
199	QZAB 2006C	—%	2023	1,433
195	GO 2005C	5.00%	2023	8,470
	Total, Gross			<u>2,265,638</u>
	Plus: Unamortized Bond Premium			<u>327,371</u>
	Total General Obligation Bonds			<u>\$ 2,593,009</u>

The following table sets forth the future debt service requirements on outstanding general obligation bonds at June 30, 2022 (expressed in thousands):

Year Ending June 30	Principal	Interest	Total
2023	\$ 195,888	\$ 95,865	\$ 291,753
2024	190,690	86,416	277,106
2025	184,600	77,754	262,354
2026	178,180	69,427	247,607
2027	171,895	60,959	232,854
2028-2032	754,640	188,383	943,023
2033-2037	431,505	58,832	490,337
2038-2042	158,240	9,276	167,516
Total	<u>\$ 2,265,638</u>	<u>\$ 646,912</u>	<u>\$ 2,912,550</u>

Changes in general obligation bonded debt during the year ended June 30, 2022 are summarized in Note 13.

In prior years, the State has defeased certain general obligation bonds by creating separate irrevocable trust funds. New debt has been issued or cash appropriated and the proceeds have been used to purchase U.S. government securities that were placed in the trust funds. The investments and fixed earnings from the investments are sufficient to fully service the defeased debt. Accordingly, the debt has been considered defeased and has been removed as a liability from the government-wide financial statements. At June 30, 2022, a total of \$50.2 million of defeased bonds were outstanding.

NOTE 9 REVENUE BONDS

Revenue Bonds

The State Constitution empowers certain State agencies and authorities to issue bonds that are not supported by the full faith and credit of the State. These bonds pledge income derived from acquired or constructed assets or some other stream of revenues to retire the debt and pay related interest.

Primary Government

On May 1, 2020, the Delaware Sustainable Energy Utility (the "DSEU") issued \$53.0 million of Energy Efficient Bonds maturing between September 15, 2020 and September 15, 2034. Series 2020 bonds were issued as refunding bonds, the proceeds of which were used to refund existing bonds for a net present value savings of \$4.8 million, or 9.3% of the 2011 Bonds. Interest rates on the bonds vary from 1.45% to 2.82%.

In February 2019, the SEU issued \$18.7 million of its Sustainable Energy Utility, Inc. Energy Efficiency Revenue Bonds, Series 2019 (the 2019 SEU Bonds) maturing between June 15, 2019 and December 15, 2039. The total amount issued is to finance energy conservation measures for multiple State agencies. Interest rates on the bonds vary from 3.00% to 4.00%.

Under separate Installment Payment Agreements, each agency and Delaware State University is obligated to make installment payments to the SEU in accordance with the Energy Performance Contracting Act, 29 Del. C. §6971. Further, each agency and Delaware State University separately entered into Guaranteed Energy Savings Agreements with various energy services companies, which guaranteed that the savings achieved will be sufficient to cover the financing costs associated with the SEU bonds upon completion of the energy conservation measures. In the event that savings are not realized, the energy services companies will be held responsible for the deficiency.

The SEU Bonds are limited obligations of the SEU, secured by the trust estate and payable only from amounts appropriated by the State that are eligible for payment under the Installment Payment Agreements. No funds appropriated to any agency for any purpose are available to pay the Installment Payments of any other agency or Delaware State University.

Remaining maturities and interest due relating to SEU's revenue bonds at June 30, 2022 are as follows:

Sustainable Energy Utility Revenue Bonds
(Expressed in Thousands)

<u>Fiscal Year</u>	<u>Principal</u>	<u>Interest</u>	<u>Total</u>
2023	\$ 3,235	\$ 1,509	\$ 4,744
2024	3,330	1,442	4,772
2025	3,415	1,370	4,785
2026	3,530	1,291	4,821
2027	3,645	1,206	4,851
2028-2032	20,290	4,411	24,701
2033-2037	13,930	1,584	15,514
2038-2040	3,335	156	3,491
Total	<u>\$ 54,710</u>	<u>\$ 12,969</u>	<u>67,679</u>
Plus Unamortized Bond Premium	<u>1,084</u>		
Total Revenue Bonds Payable	<u>\$ 55,794</u>		

DelDOT Fund***Delaware Transportation Authority (Authority)***

The Authority is included in the DelDOT fund. The Authority assists in the implementation of the State's plans and policies regarding the coordination and development of a comprehensive, balanced transportation system for the State. It has the power to develop a unified system of air, water, vehicular, and specialized transportation in the State. The Authority includes the Transportation Trust Fund and the Delaware Transit Corporation. The Secretary of the Department of Transportation, with consent of the Governor, appoints the Authority's Director.

To assist the Authority in financing a unified transportation system, the State created a Transportation Trust Fund (the Trust Fund) within the Authority which receives all receipts of the Authority. The primary sources of funding of the Trust Fund are motor fuel taxes and motor vehicles fees imposed and collected by the State and deposited in the Trust Fund, and revenue from the Delaware Turnpike, which the Authority owns and operates. The Authority also has the power to issue bonds, with legislative authorization, to finance improvements to the State's transportation system. Debt issued by the Authority does not constitute a debt of the State or a pledge of its general taxing power or of its full faith and credit. Rather, the outstanding revenue bonds are obligations of the Authority payable solely from and secured by a pledge and assignment of certain tolls and revenues such as motor fuel tax revenue, motor vehicle document fees, and motor vehicle registrations. The Authority may apply Trust Fund revenue in excess of debt service requirements for transportation projects, subject to legislative authorization, and may pledge any or all of this revenue to secure financing for these projects.

The Authority has a total of \$299.1 million in authorized but unissued revenue bonds at June 30, 2022. Bonds outstanding at June 30, 2022 amounted to \$1,054.2 million and are presented as follows:

Delaware Transportation Authority Revenue Bonds
(Expressed in Thousands)

<u>Description</u>	<u>Interest Rates</u>	<u>Maturity Date (Fiscal Year)</u>	<u>Balance Outstanding At June 30, 2022</u>
Transportation System Senior Revenue Bonds - Series			
2012	3.00% - 5.00%	2024	\$ 74,430
2014	2.25% - 5.00%	2025	28,765
2016	2.00% - 5.00%	2029	153,155
2017	2.50% - 5.00%	2037	61,460
2019	3.00% - 5.00%	2039	130,975
2020	4.00% - 5.00%	2040	217,335
Transportation System US 301 Project Revenue Bonds			
2015	3.25% - 5.00%	2055	204,090
Transportation System Grant Anticipation (GARVEE) Bonds			
2020	5.00%	2035	184,035
	Total, Gross		1,054,245
	Less: Current Portion of Debt Outstanding		75,030
	Long-term Portion of Debt Outstanding		\$ 979,215

Future debt service requirements for the Authority's outstanding bonds are shown in the table below:

Delaware Transportation Authority Revenue Bonds
(Expressed in Thousands)

<u>Fiscal Year</u>	<u>Principal</u>	<u>Interest</u>	<u>Total</u>
2023	\$ 75,030	\$ 46,709	\$ 121,739
2024	70,295	42,960	113,255
2025	66,300	39,794	106,094
2026	61,050	37,004	98,054
2027	60,025	34,124	94,149
2028-2032	275,705	130,539	406,244
2033-2037	210,510	73,652	284,162
2038-2042	73,030	46,687	119,717
2043-2047	39,695	36,932	76,627
2048-2052	66,505	24,685	91,190
2053-2055	56,100	5,720	61,820
Total	<u>\$ 1,054,245</u>	<u>\$ 518,806</u>	<u>\$ 1,573,051</u>

The transportation system revenue bonds have fixed interest rates and are limited obligations of the Authority secured only by the pledged revenues of the trust funds. Summary financial information at June 30, 2022 for the trust funds, which is the segment of DelDOT that supports the revenue bonds.

Condensed Statement of Net Position

(Expressed in Thousands)

Assets:	
Current Assets	\$ 410,806
Capital Assets	1,919,774
Other Assets	<u>89,464</u>
Total Assets	2,420,044
Deferred Outflows of Resources	<u>14,940</u>
Total Assets and Deferred Outflows	<u>\$ 2,434,984</u>
Liabilities:	
Current Liabilities	\$ 232,414
Noncurrent Liabilities	<u>1,318,939</u>
Total Liabilities	<u>1,551,353</u>
Deferred Inflows of Resources	14,523
Net Position:	
Net Investment in Capital Assets	616,368
Unrestricted	103,104
Restricted	<u>149,636</u>
Total Net Position	<u>869,108</u>
Total Liabilities, Deferred Inflows and Net Position	<u>\$ 2,434,984</u>

**Condensed Statement of Revenues
Expenses and Changes in Net Position**

(Expressed in Thousands)

Operating Revenues (Pledged Against Bonds)	\$ 536,454
Other Operating Revenues	75,833
Depreciation Expense	(178)
Other Operating Expenses	<u>(412,708)</u>
Operating Income	<u>\$ 199,401</u>
Nonoperating Revenues (Expenses):	
Investment Income	\$ (4,258)
Interest Expense	(33,505)
Service Concession Arrangement	631
Transfer to Other Agencies	(13,002)
Transfer from General Fund	7,735
Transfer to DTC	(79,804)
Transfer to DelDOT	<u>(99,308)</u>
Change in Net Position	(22,110)
Beginning Net Position	<u>891,218</u>
Ending Net Position	<u>\$ 869,108</u>

Condensed Statement of Cash Flows

(Expressed in Thousands)

Net Cash Provided by (Used In):	
Operating Activities	\$ 251,456
Noncapital Financing Activities	(184,379)
Capital and Related Financing Activities	(140,977)
Investing Activities	<u>22,730</u>
Net Decrease	(51,170)
Beginning Cash and Cash Equivalents	<u>198,384</u>
Ending Cash and Cash Equivalents	<u><u>\$ 147,214</u></u>

The State has pledged turnpike, motor fuel tax, and motor vehicle fee revenues to the Trust Fund in order to provide additional means to finance the maintenance and development of the State's highway transportation system, as well as security for the repayment of the outstanding revenue bonds of the Authority. Proceeds from the revenue bonds were used to finance infrastructure maintenance, preservation, and construction-related projects. The revenue bonds are payable solely from these pledged revenue streams and are not backed by the faith and credit of the State or any such political subdivision. Annual principal and interest payments on the revenue bonds are expected to require less than 25% of pledged revenues. The total principal and interest remaining to be paid on the revenue bonds as of June 30, 2022 was \$1,573.0 million. Principal and interest paid on the revenue bonds for the year ended June 30, 2022 was \$131.1 million. Total pledged revenues for the year ended June 30, 2022 were \$532.2 million.

Discretely Presented Component Units

Debt issued by the following component units is not secured by the full faith, credit and taxing power of the State.

Delaware State Housing Authority (DSHA)

DSHA is authorized to issue bonds and notes, with the approval of the State, in order to exercise its powers. These bonds and notes are secured solely by the revenues, loans, and other pledged assets under the related Bond Indenture of DSHA.

The revenue bonds outstanding have been issued to provide financing for mortgage loans. The bonds are secured by the mortgage loans made or purchased under the applicable resolutions, the revenues, prepayments and foreclosures proceeds received related to the mortgage loans, and certain funds and accounts established pursuant to the applicable bond resolutions. All bonds are callable subject to certain restrictions. Interest rates on bonds outstanding range from 2.60% to 3.48% with maturities of such bonds up through June 30, 2052.

Outstanding bonds at June 30, 2022 amounted to \$23.4 million. Future debt service requirements for DSHA's bonds are shown on the following table:

Delaware State Housing Authority Revenue Bonds

(Expressed in Thousands)

Fiscal Year	Principal	Interest	Total
2023	\$ —	\$ 629	\$ 629
2024	—	686	686
2025	—	686	686
2026	—	686	686
2027	—	686	686
2028-2032	—	3,429	3,429
2033-2037	—	3,429	3,429
2038-2042	—	3,428	3,428
2043-2047	14,563	1,945	16,508
2048-2052	8,825	332	9,157
Total	\$ 23,388	\$ 15,936	\$ 39,324

Delaware State University (DSU)

Revenue bonds payable at June 30, 2022 are as follows:

Delaware State University Revenue Bonds Payable

(Expressed in Thousands)

Revenue Refunding Bonds Series 2012	\$ 22,367
Revenue Refunding Bonds 2014	\$ 26,862
Revenue Refunding Bonds 2017	40,014
Energy Efficiency Refunding Bonds Series 2020	8,370
Total Revenue Bonds Outstanding as of June 30, 2022	\$ 97,613

On March 1, 2012, DSU issued revenue refunding bonds in the amount of \$32.1 million (par value) through the DEDA. The bonds are due October 1, 2036 and are secured by a pledge of certain unappropriated revenues of DSU. The proceeds of the 2012 bonds were used to finance: (1) the refunding of certain maturities of The Delaware Economic Development Authority (DEDA) Revenue Refunding Bonds (Delaware State University Project) Series 1999; (2) the purchase of the University Village, a four building, 628 bed student housing facility and dining hall located on the campus of the University, the construction of which was financed by the Kent County, Delaware Variable Rate Demand Student Housing Revenue Bonds (Delaware State University Student Housing Foundation Project) Series 2004B; (3) the funding of any required reserve funds relating to the 2012 Bonds; and (4) the costs of issuance and any credit enhancement of the 2012 Bonds. As of June 30, 2022, \$22.4 million remained outstanding on the 2012 revenue bonds.

On December 11, 2014, DSU issued revenue refunding bonds in the amount of \$29.2 million through the DEDA. The bonds are due October 1, 2039 and are secured by unappropriated gross revenue of the University. The proceeds of the 2014 bonds with other available funds, were used to finance: (1) purchase the University Courtyard, a 416 bed student housing facility located on campus from the Delaware State University Housing Foundation; (2) construction, equipping

and furnishing of an optical science center for applied research; (3) acquisition and capital improvement of the former Sheraton Hotel and Convention Center, now known as the Living and Learning Commons, a 264 bed student housing facility and space used for Delaware State University Early College High School. As of June 30, 2022, \$26.9 million remained outstanding on the 2014 revenue bonds.

On April 3, 2017, DSU issued revenue-refunding bonds in the amount of \$42.7 through the DEDA. The bonds mature through October 1, 2039, and are secured by unappropriated gross revenue of the University. The proceeds of the 2017 bonds, together with other available funds, were used to refund the 2007 revenue series bonds for a net present value savings of \$3.5 million, or 7.37% of the principal refunded. The bonds bear coupons between 3.0% and 5.0% and yield between 1.17% and 3.99%. As of June 30, 2022, \$40.0 million remained outstanding on the 2017 revenue bonds.

On April 30, 2020, the State of Delaware Sustainable Energy Utility, Inc. issued energy efficiency refunding revenue bonds. The bonds are due September 15, 2034, and are limited obligations of the University, payable only from amounts appropriated by the State that are eligible for payment of the Installment Payments pursuant to the Energy Performance Contracting Act. The 2020 bonds are equally and ratably secured by the trust estate, and failure of the State to appropriate each year sufficient available funds will cause insufficient funds to be deposited into the bond fund to pay all principal and interest on the bonds when due. The proceeds of the 2020 bonds were used to refinance and defease, for interest rate savings, the Energy Efficiency Bonds, Series 2011 and pay costs of issuance. The refunding resulted in a net economic gain of \$779 thousand and a decrease in debt service over the next 12 years of \$918 thousand. As of June 30, 2022, \$8.4 million remained outstanding on the 2020 energy efficiency bonds.

Remaining maturities and interest due relating to DSU's revenue bonds at June 30, 2022 are as follows:

Delaware State University Revenue Bonds
(Expressed in thousands)

Fiscal Year	Principal	Interest	Total
2023	\$ 4,080	\$ 3,795	\$ 7,875
2024	4,245	3,628	7,873
2025	4,400	3,459	7,859
2026	4,580	3,274	7,854
2027	4,690	3,082	7,772
2028-2032	26,770	12,458	39,228
2033-2037	27,075	6,445	33,520
2038-2042	12,550	1,781	14,331
2043-2045	2,945	226	3,171
Total	<u>\$ 91,335</u>	<u>\$ 38,148</u>	<u>\$ 129,483</u>
Plus Unamortized Bond Premiums and Discount	<u>6,278</u>		
Total Revenue Bonds Payable	<u>\$ 97,613</u>		

NOTE 10 LOANS AND NOTES PAYABLE***Banc of America Master Lease/Purchase***

In May 2011, the State entered into a Master Lease/Purchase Agreement (Master Agreement) with Banc of America Public Capital Corporation (BOA) for a two year period (with two one-year extensions that ended May 2015) on behalf of all of its State Agencies to acquire equipment including all installation costs with a maximum aggregate amount of principal components for this equipment not to exceed \$50.0 million. Each individual equipment lease established the duration of the lease agreement with the interest rate determined using a percentage of a like term U.S. Treasury as quoted by the Federal Reserve and these agreements continue through the repayment of amounts due.

On April 30, 2021, the State refinanced an agreement under the BOA Master Agreement in the amount of \$16.5 million for the purchase and installation of equipment for the Red Clay Consolidated School District. Beginning October 15, 2021, principal and interest payments are due each April 15 and October 15. The interest rate for the term of the agreement is 2.04%, and the loan matures April 15, 2035.

The future maturities of principal and interest payments on the agreement are as follows:

Red Clay Consolidated School District Agreement			
(Expressed in Thousands)			
Fiscal Year	Principal	Interest	Total
2023	\$ 779	\$ 334	\$ 1,113
2024	839	317	1,156
2025	902	298	1,200
2026	968	279	1,247
2027	1,037	257	1,294
2028-2032	6,335	914	7,249
2033-2035	4,855	187	5,042
Total	<u>\$ 15,715</u>	<u>\$ 2,586</u>	<u>\$ 18,301</u>

On April 15, 2013, the State executed an agreement under the BOA Master Agreement in the amount of \$10.6 million for the purchase of helicopters for the Delaware State Police. Beginning April 15, 2013, principal and interest payments are due each April 15 and October 15. The interest rate for the term of the agreement is 2.03% and the loan matures October 15, 2022.

The future maturities of principal and interest payments on the agreement are as follows:

Delaware State Police			
(Expressed in Thousands)			
Fiscal Year	Principal	Interest	Total
2023	\$578	\$6	\$584

On August 20, 2020, the State executed an agreement under the BOA Master Agreement in the amount of \$3.2 million for the purchase and installation of equipment for the Department of Corrections. Beginning October 20 2021, principal and interest payments are due each month. From September 20, 2020 to October 20, 2021, all interest due is accrued as additional principle. The interest rate for the term of the agreement is 1.84% and the loan matures on August 20, 2040.

The future maturities of principal and interest payments on the agreement are as follows:

DOC Agreement			
(Expressed in Thousands)			
<u>Fiscal Year</u>	<u>Principal</u>	<u>Interest</u>	<u>Total</u>
2023	\$ 102	\$ 55	157
2024	112	53	165
2025	118	50	168
2026	124	48	172
2027	131	46	177
2028-2032	754	190	944
2033-2037	945	113	1,058
2038-2041	730	23	753
Total	<u>\$ 3,016</u>	<u>\$ 578</u>	<u>\$ 3,594</u>

On November 6, 2020, the State executed an agreement under the BOA Master Agreement in the amount of \$11.2 million for the purchase and installation of equipment for the Department of Health and Social Services. Beginning November 6, 2021, principal and interest payments are due annually in the month of November. The interest rate for the term of the agreement is 1.85% and the loan matures on November 6, 2040.

The future maturities of principal and interest payments on the agreement are as follows:

DHSS Agreement			
(Expressed in Thousands)			
<u>Fiscal Year</u>	<u>Principal</u>	<u>Interest</u>	<u>Total</u>
2023	\$ 330	\$ 201	\$ 531
2024	351	195	546
2025	374	188	562
2026	397	181	578
2027	421	174	595
2028-2032	2,497	743	3,240
2033-2037	3,249	486	3,735
2038-2041	3,241	153	3,394
Total	<u>\$ 10,860</u>	<u>\$ 2,321</u>	<u>\$ 13,181</u>

On October 2, 2015, the State entered into a new agreement with TD Equipment Finance, Inc. for a two-year period through and inclusive of September 30, 2017, with three optional one-year renewals to initiate new agreements. On February 9, 2016, the state successfully negotiated and signed a similar contract with Banc of America Public Capital Corporation. The contract allows for funding and acquisition of equipment which is collateralized by the underlying equipment financed. The agreement provides for annual automatic renewals of each individual equipment agreement, with interest rates determined at the initiation of the agreement, using a percentage of like term U.S. Treasury as quoted in the Federal Reserve. The State did not access additional funds through this agreement during the fiscal year ended June 30, 2022.

Transportation Infrastructure Finance and Innovation Act

The Authority has obtained a loan from the Federal Highway Administration (FHWA) under the Transportation Infrastructure Finance and Innovation Act (TIFIA) to borrow up to \$211.4 million excluding capitalized interest, to finance construction of the U.S. 301 toll road project (the Project). Funds are reimbursed by FHWA as costs are incurred, and interest accrues at 2.94%, compounded semi-annually. Interest payments are deferred five years from the projected end of construction, with the first interest payment expected to be due December 1, 2023. Principal payments are deferred nine years and six months from the projected end of construction, with the first principal payment expected to be due June 1, 2028. Final maturity on the loan is the earlier of the 35th anniversary of the substantial completion date of the Project or December 31, 2053.

The loan has mandatory prepayment requirements to the extent revenues generated from the Project exceed certain amounts as defined in the loan agreement. The loan agreement also allows for optional prepayments without penalty. The loan is secured by the toll revenues generated by the Project, with an additional subordinated lien on pledged revenues of the Trust Fund.

As of June 30, 2022, the total outstanding loan payable, including capitalized interest of \$25.2 million, was \$236.4 million. The loan was fully funded during the 2020 fiscal year. Interest for 2021-2023 will be capitalized resulting in a total loan balance of \$243.4 million. Projected debt service on the loan once fully funded, including capitalized interest, is as follows as of June 30, 2022:

TIFIA Loan Payable (Expressed in Thousands)			
Year Ending June 30	Principal Maturity	Interest Maturity	Total*
2023	\$ —	\$ —	\$ —
2024	—	7,167	7,167
2025	—	7,148	7,148
2026	—	7,157	7,157
2027	—	7,157	7,157
2028-2032	8,276	35,484	43,760
2033-2037	17,569	33,687	51,256
2038-2042	37,805	29,968	67,773
2043-2047	56,432	23,418	79,850
2048-2052	81,836	13,700	95,536
2053-2057	41,529	1,528	43,057
Total	<u>\$ 243,447</u>	<u>\$ 166,414</u>	<u>\$ 409,861</u>

*Debt service requirements subject to change based on timing and amount of final disbursements and any mandatory or voluntary prepayments.

Transportation Trust Fund Line of Credit

The Transportation Trust Fund has a line of credit agreement with M&T Bank for \$100.0 million, which matures in June 2023. There were no borrowings against the line at June 30, 2022. The line bears interest on the amount that has been advanced from time to time pursuant to the bank loan agreements. At June 30, 2022, the interest rate was equal to 1.9332%.

NOTE 11 LEASES

Primary Government

Leases receivable

The State is the lessor in several property and equipment lease agreements leasing land, buildings and cellular towers to various third parties. The terms of these leases range from one to thirty years. The State computes lease receivables at the commencement of the lease term, calculated at the present value of payments expected to be received during the term outlined in the leasing arrangement. The State recognized \$1.8 million in lease revenue and \$872.6 thousand in interest revenue during the current fiscal year related to these leases. As of June 30, 2022, the State's receivable for lease payments is \$20.7 million. In addition, the State has a deferred inflow of

resources associated with this lease that will be recognized as revenue over the lease term. As of June 30, 2022, the deferred inflow of resources was \$19.0 million.

Leases payable

The State is a lessee of various buildings and equipment. The leases are for terms ranging from one to thirty-five years. The State computes lease liabilities at the commencement of the lease term, calculated at the present value of payments expected to be made during the term outlined in the leasing arrangement with a discount rate of 4.04%. Leases liabilities are subsequently reduced by the principle portion as payments are made. During the fiscal year ending June 30, 2022, the State incurred expenses related to leases of \$36.5 million.

The assets acquired through the lease are as follows:

Right-of-use assets (expressed in thousands)

Building	\$	278,984
Less		
Accumulated amortization		(47,083)
Equipment		5,977
Less		
Accumulated amortization		(2,186)
Right of Use Assets	<u>\$</u>	<u>235,691</u>

The future principal and interest lease payments as of June 30, 2022, were as follows (expressed in thousands):

Fiscal Year Ending June 30	Principal	Interest	Total
2023	\$ 22,104	\$ 9,539	\$ 31,643
2024	21,265	8,667	29,932
2025	20,375	7,823	28,198
2026	19,679	7,006	26,686
2027	17,384	6,258	23,642
2028-2032	72,672	21,641	94,313
2033-2037	40,071	9,880	49,951
2038-2042	15,447	5,042	20,488
2043-2047	9,255	2,551	11,806
2048-2052	8,173	740	8,913
2053-2057	45	—	45
Totals	<u>\$ 246,469</u>	<u>\$ 79,148</u>	<u>\$ 325,617</u>

DelDOT Fund***Delaware Transportation Authority (Authority)******Leases receivable***

The Department, as lessor, has lease receivables attributable to leasing various land and buildings. Variable payments and short-term leases are not included in the measurement of lease receivables. Revenues related to the Department's lessor leasing activities were as follows for the Fiscal Year Ended June 30, 2022:

Expressed in thousands	
Revenue	Amount
Lease revenue	\$ 1,415
Interest revenue	294
Totals	<u>\$ 1,709</u>

The Department has deferred inflows of resources associated with these leases that will be recognized as revenue over the lease terms. As of June 30, 2022, deferred inflows of resources related to leasing activities were \$13.4 million.

Leases payable

The Department, as lessee, has lease liabilities attributable to leasing various buildings and office equipment. The leases are expected to terminate at various times between December 2022 and February 2025 with monthly payments that do not exceed \$28 thousand. Discount rates for these leases range from 0.23% to 1.31%. Variable payments and short-term leases are not included in the measurement of lease liabilities. Expenses related to the Department's lessee leasing activities were as follows for the Fiscal year ended June 30, 2022:

Expressed in thousands	
Expense	Amount
Amortization of right-to-use leased buildings and equipment	\$ 734
Interest on lease liability	13
Totals	<u>\$ 747</u>

The annual requirement to amortize all lease liabilities as of June 30, 2022 was as follows:

Expressed in thousands			
Fiscal Year Ending June 30	Principle	Interest	Total
2023	\$ 406	\$ 11	\$ 417
2024	188	9	197
2025	125	8	133
2026	121	7	128
2027	110	5	115
2028 - 2031	436	10	446
Totals	<u>\$ 1,386</u>	<u>\$ 50</u>	<u>\$ 1,436</u>

Discretely Presented Component Units

Diamond State Port Corporation

Effective October 3, 2018, Diamond State Port Corporation (Corporation) entered into an agreement with a third party to transfer the right to commercially operate the Port of Wilmington with the Corporation becoming a landlord with certain oversight and consent rights. The lease is for a noncancellable term of fifty years and the Corporation will pay minimum concession fees of \$3.0 million per year during the first ten years of the term, \$13.1 million for the eleventh year, and up to \$12.0 million per year during the remaining thirty-nine years. As of June 30, 2022, the Corporation's receivable was \$119.8 million and deferred inflows were \$110.8 million.

NOTE 12 OTHER LONG-TERM OBLIGATIONS

Compensated absences payable are reported in the government-wide financial statements and in the proprietary fund financial statements. They represent benefits accrued to State employees for vacation earned as of year-end and sick leave estimated to be paid out at retirement for services rendered as of June 30, 2022. Employees earn from 1.25 to 1.75 days of vacation leave per month depending on years of service. Employees or their estates are paid for unused vacation upon termination of employment with a maximum credit of 52 days unless prior approval to carryover days in excess of the maximum. Employees earn 1.25 days of sick leave per month. The State's obligation for sick leave credit is a maximum of 45 workdays. \$211.3 million has been accrued for the Governmental Activities and \$14.8 million in the Business-type Activities for the total compensated absences liability. The current portion of the long-term obligation for compensated absences is \$24.5 million in the Governmental Activities and \$2.2 million in the Business-type Activities. Approximately \$182.5 million (86.4%) of the long-term obligation for compensated absences will be liquidated by the General Fund. Of the remainder, approximately \$9.2 million (4.4%) and \$19.6 million (9.2%) will be paid with Federal Funds and Local School District Funds, respectively.

The State has recorded \$825.0 million relating to the accrual of the obligation for escheated (abandoned) property, of which \$185.0 million was recorded as the current portion.

The State has incurred obligations relating to scholarship and physician loan repayment programs, resulting in an additional long-term obligation of \$8.3 million, of which \$0.9 million was recorded as the current portion and is included in the governmental funds as other liabilities.

NOTE 13 CHANGES IN LONG-TERM OBLIGATIONS

The following table provides a summary of changes in long-term obligations of the primary government for the year ended June 30, 2022 (expressed in thousands):

Governmental Activities:	Beginning Balance	Additions	Reductions	Ending Balance	Due Within One Year
Compensated Absences (Note 12)	\$ 226,482.9	\$ 5,738.8	\$ (20,922.2)	\$ 211,299.5	\$ 24,518.7
Claims and Judgments (Notes 14 and 18)	191,316.0	50,138.0	(45,074.0)	196,380.0	46,958.0
Escheat Payable (Note 12)	770,000.0	55,000.0	—	825,000.0	185,000.0
Loans and Notes Payable (Note 10)	32,573.6	—	(2,403.0)	30,170.6	1,789.4
Pollution Remediation Obligations (Note 18)	24,202.7	—	(2,022.2)	22,180.5	1,640.5
Bonds Payable:					
General Obligation Bonds (Note 8)	2,237,808.0	255,030.0	(227,200.0)	2,265,638.0	195,888.0
Bond Issue Premium, Net of					
Accumulated Amortization (Notes 8 and 9)	314,719.1	46,820.6	(33,085.0)	328,454.7	28,040.0
Revenue Bonds (Note 9)	57,890.0	—	(3,180.0)	54,710.0	3,235.0
Physician and Scholarship Programs (Note 12)	7,512.2	1,514.6	(768.8)	8,258.0	850.7
Lease Liabilities	223,777.7	43,544.5	(20,853.5)	246,468.7	22,104.0
Governmental Activities Long-term Liabilities	\$ 4,086,282.2	\$ 457,786.5	\$ (355,508.7)	\$ 4,188,560.0	\$ 510,024.3
Business-type Activities:					
Compensated Absences (Note 12)	\$ 15,752.4	\$ 1,351	\$ (2,270.7)	\$ 14,832.7	\$ 2,191.9
Pollution Remediation Obligations (Note 18)	157.0	—	(15.5)	141.5	\$ 3.9
Liabilities Payable from					
Restricted Assets (Note 22)	2,487.0	—	(9.5)	2,477.5	\$ —
Claims and Judgments (Note 14)	7,672.0	4,190.8	(5,634.8)	6,228.0	\$ 1,520.0
Loans and Notes Payable (Note 10)	229,643.5	6,801.1	—	236,444.6	\$ —
Bonds Payable:					
Revenue Bonds (Note 9)	1,131,590.0	—	(77,345.0)	1,054,245.0	\$ 75,030.0
Bond Issue Premium, Net of					
Accumulated Amortization (Notes 8 and 9)	152,604.9	—	(26,007.0)	126,597.9	\$ 23,318.7
Lease Liabilities	—	2,104.5	(718.9)	1,385.6	\$ 405.5
Business-type Activities Long-term Liabilities	\$ 1,539,906.8	\$ 14,447.4	(112,001.4)	1,442,352.8	102,470.0

NOTE 14 RISK MANAGEMENT

The State is exposed to various risks of losses related to workers' compensation, employee health-care and accident, automobile accident, police professional malpractice, and property and casualty claims. It is the policy of the State not to purchase commercial insurance to cover these risks. Instead, State management believes it is more economical to manage its risk internally and thus, covers all claim settlements and judgments out of its general fund. The State continues to carry commercial insurance for all other risks of loss, including general liability and the remainder of the property and casualty liability. There have been no significant reductions in insurance coverage from prior years. In the past three years of insured coverage, settled claims have not exceeded commercial coverage.

Claim liabilities are reported when it is probable that a loss has occurred and the amount of that loss can be reasonably estimated. Liabilities include an amount for claims that have been incurred but not reported. Because actual claim liabilities depend on such complex factors as inflation, changes in legal doctrines and damage awards, the process does not result in an exact amount. Claim liabilities are reevaluated annually to take into consideration recently settled claims, the frequency of claims and other economic and social factors.

The management of the State estimates that the amount of actual or potential claims against the State at June 30, 2022 for workers' compensation, automobile accident and health-care claim liabilities is \$284.9 million. The claim liabilities relating to health-care totaling \$90.3 million have been recorded as accrued liabilities in governmental activities. The liability for workers' compensation and automobile accident liabilities totaling \$194.6 million has been recorded in governmental activities as claims and judgments. The current portion of these claims totals \$47.0 million. Other claim liabilities relating to police professional malpractice and property and casualty were not recorded at June 30, 2022 as the total of these liabilities were not material to the financial statements.

Changes in the balances of claim liabilities during fiscal years 2022 and 2021 were as follows:

Changes in Claim Liabilities (Expressed in Thousands)				
Fiscal Year	Beginning Balance July 1	Current Year Claims and Changes in Estimates	Actual Claim Payments	Ending Balance June 30
2021	\$ 252,888	\$ 1,004,634	\$ (993,885)	\$ 263,637
2022	263,637	1,039,108	(1,017,890)	284,855

DelDOT – Delaware Transit Corporation

DTC maintains coverage for workers' compensation benefits. DTC manages the coverage through both the retention of risk and the purchase of commercial insurance. The payment of workers' compensation claims is processed through a third-party administrator. DTC is not

responsible for any costs other than the premium paid, thus no loss contingency reserves were established.

DTC also maintains auto insurance coverage through both the retention of risk and the purchase of commercial insurance. Auto loss reserves that are based upon actuarial reviews were established by DTC.

DTC has recorded \$6.2 million of claim liabilities as Insurance Loss Reserve. Of this amount, \$1.5 million has been recorded as current.

Changes in the balances of total claim liabilities during the fiscal years 2022 and 2021 were as follows (expressed in thousands):

Fiscal Year	Beginning Balance July 1	Current Year Claims and Changes in Estimates	Actual Claim Payments	Ending Balance June 30
2021	\$ 9,249	\$ 4,800	\$ (6,377)	\$ 7,672
2022	7,672	4,191	(5,635)	6,228

NOTE 15 OTHER POST-EMPLOYMENT BENEFITS (OPEB)

On July 1, 2007, the Delaware Other Postemployment Benefits Fund Trust (OPEB Trust) was established pursuant to Title 29, Sections 5202(b) and 5281. The OPEB Trust is administered by the DPERS Board pursuant to Title 29, Section 5282. Policy for and management of the OPEB benefits provided to retirees are the responsibility of the State.

The OPEB Trust is a cost-sharing multiple-employer defined benefit plan. The OPEB Trust provides retirement medical coverage to pensioners and their eligible dependents in the State Employees', Judiciary, New State Police, and Closed State Police pension plans. This includes the employees of the State as well as employees of the State's component units and affiliated agencies which are part of the State Employees' pension plan. Those employers are Delaware State University, Delaware State Housing Authority, Delaware Charter Schools, University of Delaware, and Delaware Solid Waste Authority.

Substantially all State employees become eligible for post-retirement benefits if they reach retirement age while working for the State. The costs of providing these healthcare benefits for retirees and other eligible beneficiaries are shared between the State and the retired employee. A stand-alone financial report is issued for the OPEB Trust.

In June 2010, the Delaware Transit Corporation OPEB Fund Trust (DTC OPEB Trust) was established. The DTC OPEB Trust is administered by DTC. Policy for and management of the DTC OPEB Trust provided to retirees are the responsibility of DTC. The DTC OPEB Trust issues a publicly available financial report that includes financial statements and required supplementary information. The report may be obtained by writing DTC at 900 Public Safety Boulevard, Dover, Delaware 19901-4503.

The DTC OPEB Trust is a single-employer, defined benefit plan. The DTC OPEB Trust provides retirement medical insurance coverage to employees who retire and their eligible dependents. The costs of providing these healthcare benefits for retirees and other eligible beneficiaries are shared between DTC and the retired employee. DTC has elected to assume the DTC OPEB Trust liability on behalf of all of its employees.

At June 30, 2021, the following employees of DTC were covered by the DTC OPEB Trust benefit terms:

Retirees and beneficiaries receiving benefits	
Pre-65	94
Post-65	327
Total retirees and beneficiaries receiving benefits	<u>421</u>
Total active plan members	<u>880</u>
Total	<u><u>1,301</u></u>

Contributions

OPEB Trust

By State Statute Chapter 52, Title 29 of the Delaware Code, contribution requirements of plan members and the government are established by the State Legislature. Those rates include an employer contribution based on a percentage of covered payroll, which is not actuarially determined. The State reported the following contributions for the OPEB Trust:

**Schedule of Contributions
(Expressed in Thousands)**

<u>Contributions</u>	<u>2021</u>
Statutorily determined contribution	\$ 241,345
Contributions in relation to the statutorily determined contribution	<u>241,345</u>
Contribution (excess)/deficiency	<u>\$ —</u>
Covered payroll	\$ 2,064,173
Contributions as a percentage of covered payroll	11.7 %

DTC OPEB Trust

DTC funds the DTC OPEB Trust on a pay-as-you-go basis with additional funding provided on an ad-hoc basis. Contributions to the DTC OPEB Trust are generally made at the same time and in the same amount as benefit payments and expenses becoming due. The only required contributions by retirees are their respective portion of current year premiums. DTC retains the authority to amend the requirements for retiree contributions at any time. DTC reported contributions of \$3.0 million to the DTC OPEB Trust, which resulted in an average contribution rate of 4.9% of covered payroll.

OPEB Liabilities, OPEB Expense, and Deferred Outflows of Resources and Deferred Inflows of Resources Related to OPEB

At June 30, 2022, the State reported the following net OPEB liabilities (expressed in thousands):

Plan	Governmental Activities	Business-Type Activities
OPEB Trust	\$ 8,755,620	\$ 359,246
DTC OPEB Trust	—	204,377
	\$ 8,755,620	\$ 563,623

The proportionate share of collective net OPEB liability of the OPEB Trust was measured as of June 30, 2021, and the total OPEB liability used to calculate the collective net OPEB liability was determined by an actuarial valuation as of July 1, 2020 with update procedures used to roll forward the total OPEB liability to June 30, 2021. The State's proportionate share of the net OPEB liability of the OPEB Trust was based on a projection of the State's long-term share of contributions to the OPEB Trust relative to the projected contributions of all participating organizations, actuarially determined. At June 30, 2021, the State's proportionate share of the net OPEB liability of the OPEB Trust was 90.4%, which was an increase of 0.2% from its proportion measured as of June 30, 2020.

The DTC OPEB Trust net OPEB liability and related information, measured as of June 30, 2021, is as follows:

	(Expressed in Thousands)		
	Total OPEB Liability (a)	Plan Fiduciary Net Position (b)	Net OPEB Liability (a) - (b)
Balance at July 1, 2020	\$ 179,681	\$ 4,857	\$ 174,824
Changes for the year:			
Service cost	10,690	—	10,690
Interest	4,358	—	4,358
Differences between expected and actual experience	(674)	—	(674)
Changes of assumptions	19,483	—	19,483
Contributions - employer	—	2,962	(2,962)
Net investment income	—	1,342	(1,342)
Benefit payments	(2,962)	(2,962)	—
Net changes	30,895	1,342	29,553
Balance at June 30, 2021	\$ 210,576	\$ 6,199	\$ 204,377

For the year ended June 30, 2022, the State recognized the following OPEB expense related to all the plans (expressed in thousands):

Plan	Governmental Activities	Business-Type Activities	Totals
OPEB Trust	\$ 455,317	\$ 18,590	\$ 473,907
DTC OPEB Trust	—	11,192	11,192
	<u>\$ 455,317</u>	<u>\$ 29,782</u>	<u>\$ 485,099</u>

At June 30, 2022, the State reported deferred outflows of resources and deferred inflows of resources related to OPEB from the following sources (expressed in thousands):

	State Employees'		DTC		Total	
	Deferred Outflows of Resources	Deferred Inflows of Resources	Deferred Outflows of Resources	Deferred Inflows of Resources	Deferred Outflows of Resources	Deferred Inflows of Resources
Changes in proportionate share of contributions	\$ 33,640	\$ 26,300	\$ —	\$ —	\$ 33,640	\$ 26,300
Difference between expected and actual experience	218,584	1,254,325	—	44,416	218,584	1,298,741
Net difference between projected and actual earnings on OPEB plan investments	—	105,291	—	838	—	106,129
Change in assumptions	1,579,005	298,726	42,292	10,683	1,621,297	309,409
Contributions subsequent to the measurement date	246,562	—	3,127	—	249,689	—
	<u>\$ 2,077,791</u>	<u>\$ 1,684,642</u>	<u>\$ 45,419</u>	<u>\$ 55,937</u>	<u>\$ 2,123,210</u>	<u>\$ 1,740,579</u>

The State reported \$249.7 million as deferred outflows of resources related to OPEB resulting from State contributions subsequent to the measurement date, which will be recognized as a reduction of the net OPEB liability in the year ended June 30, 2023. Other amounts reported as

deferred outflows of resources and deferred inflows of resources related to OPEB will be recognized in OPEB expense as follows (expressed in thousands):

Fiscal Year Ended June 30	State Employees'	DTC	Total
2022	\$ (135,278)	\$ (3,520)	\$ (138,798)
2023	50,105	(3,455)	46,650
2024	113,925	(3,463)	110,462
2025	212,408	(3,467)	208,941
2026	(94,573)	(3,267)	(97,840)
thereafter	—	3,527	3,527
Total	<u>\$ 146,587</u>	<u>\$ (13,645)</u>	<u>\$ 132,942</u>

Actuarial Assumptions

OPEB Trust

The total OPEB liability was determined by an actuarial valuation as of July 1, 2020, with roll forward procedures performed to June 30, 2021, using the following actuarial assumptions, applied to all periods included in the measurement, unless otherwise specified:

Salary Increases	3.25 percent (plus merit scale), including inflation
Investment rate of return	7.00 percent, net of OPEB plan investment expense, including inflation
Healthcare cost trend rates	Blended rate of 5.5% for 2021 decreasing to an ultimate rate of 3.5% for 2039

Mortality rates are based on the sex-distinct employee, healthy annuitant, and disabled annuitant mortality tables derived from the Pub-2010 General Benefits Weighted Annuitant Mortality Table, including adjustment factors. Future mortality improvements are reflected by applying a custom projection scale on a generational basis to adjusted base tables from the base year.

The actuarial assumptions used in the July 1, 2020 valuation were based on the results of an actuarial experience study for the period July 1, 2015 through June 30, 2020. Assumptions directly to health care elections, spousal coverage and health care trends are reviewed annually.

The long-term expected rate of return on the OPEB Trust plan investments was determined using a building-block method in which best-estimate ranges of expected future real rates of return (expected returns, net of investment expense and inflation) are developed for each major asset class. These ranges are combined to produce the long-term expected rate of return by weighting the expected future real rates of return by the target asset allocation percentage and by adding expected inflation. Best estimates of arithmetic real rates of return for each major asset class as of June 30, 2021 are summarized in the following table:

Asset Class	Asset Allocation Range		Long-Term Expected Real Rate of Return	Percentage of Fiduciary Net Position
	Min	Max		
Equity	50 %	85 %		
Domestic Equity			5.7 %	21.7 %
International Equity			5.7 %	8.0 %
Fixed Income	15 %	50 %		
Domestic Fixed Income			2.0 %	7.5 %
Alternative Investments	0 %	20 %	7.8 %	23.6 %

DTC OPEB Trust

The actuarial funding method used in the June 30, 2021 actuarial valuation was the entry age normal method. The actuarial assumptions included 1.9% investment rate of return, 2.5% payroll growth rate, a 2.5% inflation rate, and a 4.7% healthcare cost trend rate based on the Society of Actuaries Long-Run Medical Cost Trend Model. Mortality rates were based on: Pri-2012 Blue Collar Dataset Employee Headcount-Weighted Mortality MP2020 for Contract Members; Pri-2012 White Collar Dataset Employee Headcount-Weighted Mortality for Non-Contract Members; Pri-2012 Blue Collar Dataset Retiree Headcount-Weighted Mortality for Retired Contract Members; Pri-2012 White Collar Dataset Retiree Headcount-Weighted Mortality for Retired Non-Contract Members; and Pri-2012 Total Dataset Disabled Headcount-Weighted Mortality for Disabled Members. All tables were projected using Scale MP-2020 and base year 2012.

DTC has appointed the DTC OPEB Trust Committee to administer the DTC OPEB Trust and to oversee policies and procedures related to the investment of the DTC OPEB Trust assets. The DTC OPEB Trust Committee adopted an Investment Policy Statement that sets the allowable ranges and target asset allocations for the DTC OPEB Trust. Diversification is achieved through providing a wide variety of investment classes in which to invest the funds. Long-term expected real rate of return and asset allocation for the DTC OPEB Trust's funds as of June 30, 2021 are as follows:

Asset Class	Asset Allocation	Long-Term Expected Real Rate of Return
Growth Assets		
Domestic Equity	34.1%	5.7 %
International Equity	12.5%	5.7 %
Income Assets		
Fixed Income	25.5%	2.0 %
Alternative Investments	22.4%	7.8 %
Cash and equivalents	5.5%	— %
	<u>100.0%</u>	

Discount Rate**OPEB Trust**

The discount rate used to measure the total OPEB liability was 2.21 percent at the beginning of the current measurement period and 2.16 percent at the end, based on the Bond Buyer GO 20-Bond Municipal Bond Index, an index satisfying the GASB requirement of an index rate for 20-year, tax-exempt general obligation municipal bonds with an average rating of AA/Aa or higher. The projection of cash flows used to determine the discount rate assumed that contributions from Plan members will be made at the current contribution rate and that contributions from the State will continue to follow the pay-as-you-go contribution policy.

DTC OPEB Trust

The discount rate used to measure the total OPEB liability was 1.92 percent, based on the Bond Buyer GO 20-Bond Municipal Bond Index, an index satisfying the GASB requirement of an index rate for 20-year, tax-exempt general obligation municipal bonds with an average rating of AA/Aa or higher, as of June 30, 2021.

Sensitivity of the Net OPEB Liabilities to Changes in the Discount Rate

The following presents the net OPEB liabilities of the OPEB Trust and DTC OPEB Trust, as well as what the OPEB Trust's and DTC OPEB Trust's net OPEB liabilities would be if they were calculated using a discount rate that is 1-percentage-point lower (1.16 percent for OPEB Trust; 0.92 percent for DTC OPEB Trust) or 1-percentage-point higher (3.16 percent for OPEB Trust; 2.92 percent for DTC OPEB Trust) than the current discount rate (dollar amounts in thousands):

	<u>1% Decrease</u>	<u>Discount Rate</u>	<u>1% Increase</u>
OPEB Trust	\$ 10,890,491	\$ 9,114,866	\$ 7,711,852
DTC OPEB Trust	249,268	204,377	169,639

Sensitivity of the Net OPEB Liabilities to Changes in the Healthcare Cost Trend Rates

The following presents the net OPEB liabilities of the OPEB Trust and DTC OPEB Trust, as well as what the OPEB Trust's and DTC's OPEB Trust's net OPEB liabilities would be if they were calculated using healthcare cost trend rates that are 1-percentage-point lower (4.5 percent for the OPEB Trust; 3.7 percent for DTC OPEB Trust) or 1-percentage point higher (6.5 percent for the OPEB Trust; 5.7 percent for DTC OPEB Trust) than the current healthcare cost trend rates (dollar amounts in thousands):

	1% Decrease	Healthcare Cost Trend Rates	1% Increase
OPEB Trust	\$ 7,455,258	\$ 9,114,866	\$ 11,300,298
DTC OPEB Trust	165,716	204,377	255,833

OPEB Trust fiduciary net position. Detailed information about the OPEB Trust's fiduciary net position is available in the separately issued financial report. The financial report may be obtained by writing to the State Board of Pension Trustees and Office of Pensions, McArdle Building, Suite 1, 860 Silver Lake Boulevard, Dover, Delaware 19904-2402 or online at <http://www.delawarepensions.com/Financials.shtml>.

Detailed information about the DTC OPEB Trust's fiduciary net position is available in the separately issued DTC financial reports. Those reports may be obtained by writing to the Delaware Transit Corporation, 900 Public Safety Boulevard, Dover, Delaware 19901.

NOTE 16 PENSIONS

General Information about the Defined Benefit Pension Plans

The State Board of Pension Trustees (Board) administers the following plans/funds (the Plans) of DPERS as described below:

- State Employees' Pension Plan
- Special Fund
- New State Police Pension Plan
- Judiciary Pension Plans (Closed and Revised)
- County and Municipal Police and Firefighters' Pension Plans
- County and Municipal Other Employees' Pension Plan
- Delaware Volunteer Firemen's Fund
- Closed Diamond State Port Corporation Pension Plan
- Closed State Police Pension Plan

With the exception of the Closed Diamond State Port Corporation Pension Plan, the State's General Assembly is responsible for setting benefits and contributions and amending plan provisions; administrative rules and regulations are adopted and maintained by the Board. The Board of Directors for the Diamond State Port Corporation is responsible for setting benefits and contributions and amending the Closed Diamond State Port Corporation Pension Plan's provisions.

The Plans of DPERS are considered part of the State's financial reporting entity and are included in the accompanying financial statements as pension trust funds in the fiduciary funds. All of the investment assets of the plans and funds, with the exception of the Delaware Volunteer Firemen's Fund, are pooled and invested in a common DPERS Master Trust (Master Trust).

Each of the plans or funds share in the Master Trust based on funds contributed and earnings or losses allocated. Individual investments in the Master Trust are not specifically identified to the various plans or funds.

Additionally, the following non-DPERS retirement funds/plans, described below, have been established under the custody of the Board for investment purposes only:

- County and Municipal Police and Firefighters' COLA Fund
- Post-Retirement Increase Fund
- Delaware Local Government Retirement Investment Pool

The Delaware Local Government Retirement Investment Pool (DELRIP) is presented separately as investment trust funds in the fiduciary funds statement of net position and statement of changes in net position. The remaining non-DPERS retirement funds/plans are included in the pension trust fund.

A description of the individual plans including eligibility provisions, types of benefits, and contribution requirements are set forth in general terms below and on the following pages. Detailed information regarding these plans is available in the Delaware Code and in the Rules and Regulations of the Board.

The Delaware Transit Corporation (DTC) administers two single-employer pension plans which cover the noncollectively bargained employees and the collective bargained employees, the DTC Plan and Contributory Plan, respectively. The descriptions and requirements of both plans are included on the following pages. Both plans issue a publicly available financial report.

State Employees' Pension Plan

Plan Description and Eligibility:

The State Employees' Pension Plan is a cost-sharing multiple employer defined benefit plan that covers virtually all full-time or regular part-time employees of the State, including employees of other affiliated entities.

There are two tiers within this plan:

- 1) Employees hired prior to January 1, 2012 (Pre-2012)
- 2) Employees hired on or after January 1, 2012 (Post-2011)

Service Benefits: Final average monthly compensation (excludes overtime for Post-2011 employees) multiplied by 2.0% and multiplied by years of credited service prior to January 1, 1997, plus final average monthly compensation multiplied by 1.85% and multiplied by years of credited service after December 31, 1996, subject to minimum limitations. For this plan, final average monthly compensation is the monthly average of the highest three periods of twelve consecutive months of compensation.

- Vesting: Pre-2012 date of hire: 5 years of credited service.
Post-2011 date of hire: 10 years of credited service.
- Retirement: Pre-2012 date of hire: age 62 with 5 years of credited service; age 60 with 15 years of credited service; or after 30 years of credited service at any age. Post-2011 date of hire: age 65 with at least 10 years of credited service; age 60 with 20 years of credited service; or after 30 years of credited service at any age.
- Disability Benefits: Pre-2012 date of hire: same as service benefits. Employee must have 5 years of credited service. In lieu of disability pension benefits, over 90% of the members of this plan opted into a disability insurance program offered by the State effective January 1, 2006.
Post-2011 date of hire: in the disability insurance program.
- Survivor Benefits: If employee is receiving a pension, the eligible survivor receives 50% of pension (or 67.7% with 2% reduction of benefit, 75% with 3% reduction of benefit, or 100% with 6% reduction of benefit); if employee is active with at least 5 years of credited service, eligible survivor receives 75% of the benefit the employee would have received at age 62.
- Contributions: Employer: determined by Board of Pension Trustees based on the actuarially determined rate. Employer contributions were 12.45% of earnings for fiscal year 2022.
Pre-2012 date of hire Member: 3% of earnings in excess of \$6,000.
Post-2011 date of hire Member: 5% of earnings in excess of \$6,000.
Correction Officers: additional 2% of earnings in excess of \$6,000.
- Burial Benefit: \$7,000 per member.

Special Fund

Plan Description and Eligibility:

The Special Fund is a single employer defined benefit plan that provides certain benefits granted to individuals through legislation passed by the General Assembly.

<u>Service Benefits:</u>	Defined by special legislation.
<u>Vesting:</u>	Defined by special legislation.
<u>Retirement:</u>	Defined by special legislation.
<u>Disability Benefits:</u>	Defined by special legislation.
<u>Survivor Benefits:</u>	Same as State Employees' Plan.
<u>Contributions:</u>	Employer contributions are actuarially determined and fully funded in advance by the General Assembly.
<u>Burial Benefit:</u>	\$7,000 per member.

New State Police Pension Plan

Plan Description and Eligibility:

The New State Police Pension Plan is a single-employer defined benefit plan that covers all State police officers appointed on or after July 1, 1980.

<u>Service Benefits:</u>	2.5% of final average monthly compensation multiplied by years of credited service up to 20 years, plus 3.5% of final average monthly compensation multiplied by years of service in excess of 20 years. For this plan, final average monthly compensation is the monthly average of the highest three consecutive years of compensation.
<u>Vesting:</u>	10 years of credited service at age 62.
<u>Retirement:</u>	Age plus credited service (but not less than 10 years) equals 75; has 10 years of service and is retired due to age; or 20 years of credited service.
<u>Disability Benefits:</u>	<p><i>Duty - Total Disability:</i> 75% of final average monthly compensation plus 10% for each dependent not to exceed 25% for all dependents.</p> <p><i>Partial Disability:</i> calculated the same as service benefits, subject to minimum 50% of final average monthly compensation.</p> <p><i>Non-Duty:</i> same as service benefits, total disability subject to a minimum 50% of final average monthly compensation plus 5% for each dependent not to exceed 20% for all dependents. Partial disability to a minimum of 30% of final average monthly compensation.</p>

Survivor Benefits: If employee is receiving a pension, the eligible survivor receives 50% of pension; if employee is active, eligible survivor receives 50% of pension. If member is killed in the line of duty, eligible survivor receives 75% of compensation.

Contributions: Employer: determined by Board of Pension Trustees based on the actuarially determined rate. Employer contributions were 25.28% of earnings for fiscal year 2022.
Member: 7% of compensation.

Burial Benefit: \$7,000 per member.

Judiciary Pension Plans (Closed and Revised)

Plan Description and Eligibility:

The Closed Judiciary Pension Plan is a single-employer defined benefit plan that covers members of State Judiciary appointed before July 1, 1980.

The Revised Judiciary Pension Plan is a single-employer defined benefit plan that covers members of State Judiciary appointed on or after July 1, 1980 or members appointed before July 1, 1980 who accept the provisions of this Plan.

Assets of one plan can be used to satisfy the liabilities of the other plan.

Service Benefits: Revised: 1/24th of final average monthly compensation multiplied by years of service up to 12 years, plus 1/48th of final average monthly compensation, multiplied by years of service from 13 to 24 years, subject to maximum limitations. For this plan, final average monthly compensation is the monthly average of the highest three consecutive years of compensation.

Vesting: 12 years of credited service.

Retirement: Revised: Age 62 with 12 years of credited service, or any age with 24 years of credited service.

Disability Benefits: Same as service benefits.

Survivor Benefits: Closed: If employee is receiving a pension, the eligible survivor receives 2/3 of pension; if employee is active with 12 years of credited service, the eligible survivor receives 2/3 of pension the employee would have been eligible to receive.

Revised: If employee is receiving a pension, the eligible survivor receives a minimum of 50% of pension (or 66.67% with 2% reduction of benefit, 75% with 3% reduction of benefit, or 100% with 6% reduction in benefit); if employee is active, eligible survivor receives 2/3 of the benefit the judge would have been eligible to receive and computed on the basis of actual service of 12 year, whichever is greater.

Contributions: Employer: determined by Board of Pension Trustees based on the actuarially determined rate. Employer contributions were 18.21% of earnings for fiscal year 2022.

Closed Member: \$500 per year for the first 25 years of service.

Revised Member: 3% of earnings that exceed \$6,000 per year, plus 2% of earnings that exceed the Social Security Wage Base for the first 24 years of service.

Burial Benefit: Not applicable.

Closed State Police Pension Plan

Plan Description and Eligibility:

The Closed State Police Pension Plan is a single-employer defined benefit plan that covers all State police officers appointed before July 1, 1980. The Plan was closed to new entrants beginning July 1, 1980.

Survivor Benefits: If employee is active or is receiving a service or service-related disability pension, the eligible survivor receives 75% of pension; if employee is receiving a non-service related disability pension, eligible survivor receives 50% of pension.

Contributions: Employer: funded on a pay-as-you-go basis.

Burial Benefit: \$7,000 per member.

Closed Diamond State Port Corporation Pension Plan**Plan Description and Eligibility:**

The Closed Diamond State Port Corporation Pension Plan is a single-employer defined benefit plan which covers all employees of the Diamond State Port Corporation. The plan was frozen as of October 3, 2018.

Service Benefits: 1.75% of final average monthly compensation multiplied by the years of credited service (not to exceed 30 years). For this plan, final average monthly compensation is the monthly average of the highest consecutive five years of compensation within the last ten years of employment.

Vesting: 5 years of credited service.

Retirement: Age 65 with 5 years of credited service, or age (not less than 55 years) plus credited service equals 90.

Disability Benefits: Same as service benefits. Employee must have 15 years of credited service.

Survivor Benefits: If employee is receiving a pension, the eligible survivor receives 50% of pension; if employee is active with at least 15 years of credited service, the eligible survivor receives 50% of pension the employee would have received at age 65.

Contributions: Employer: determined by Board of Pension Trustees at the actuarially determined amount. Employer contributions were \$207 thousand for fiscal year 2022.
Member: Not applicable

Burial Benefit: Not applicable.

County and Municipal Police and Firefighters' Pension Plan**Plan Description and Eligibility:**

County and Municipal Police and Firefighters' Pension Plan is a cost-sharing multiple-employer defined benefit plan that cover police officers and firefighters employed by a county or municipality of the State which has become part of the Plan.

<u>Service Benefits:</u>	2.5% of final average monthly compensation multiplied by years of credited service up to 20 years, plus 3.5% of final average monthly compensation multiplied by years of service in excess of 20 years. For this plan, final average monthly compensation is the monthly average of the highest three consecutive years of compensation (excluding overtime and special pay).
<u>Vesting:</u>	5 years of credited service.
<u>Retirement:</u>	Age 62 with 5 years of service; age plus credited service (but not less than 10 years) equals 75; or 20 years of credited service.
<u>Disability Benefits:</u>	<p><i>Duty - Total Disability:</i> 75% of final average compensation plus 10% for each dependent not to exceed 25% for all dependents.</p> <p><i>Partial Disability:</i> calculated the same as service benefits, subject to minimum 50% of final average compensation.</p> <p>Non-Duty: same as service benefits.</p> <p><i>Total Disability:</i> subject to a minimum of 50% of final average monthly compensation plus 5% for each dependent not to exceed 20% for all dependents.</p> <p><i>Partial Disability:</i> subject to a minimum of 30% of final average monthly compensation.</p>
<u>Survivor Benefits:</u>	If employee is receiving a pension, then eligible survivor receives a minimum of 50% of pension; if employee is active, eligible survivor receives 75% of pension the employee would have received at age 62. If the member is killed in the line of duty, the eligible survivor receives 75% of the member's compensation.
<u>Contributions:</u>	Employer: determined by Board of Pension Trustees at the actuarially determined rate. Employer contributions were 16.03% of earnings for fiscal year 2022. Member: 7% of compensation.
<u>Burial Benefit:</u>	\$7,000 per active member.

County and Municipal Other Employees' Pension Plan

Plan Description and Eligibility:

County and Municipal Other Employees' Pension Plan is a cost-sharing multiple employer defined benefit plan that covers employees of counties or municipalities which have become part of the Plan.

<u>Service Benefits:</u>	1/60th of final average monthly compensation multiplied by years of credited service, subject to maximum limitations. For this plan, final average monthly compensation is the monthly average of the highest five years of compensation.
<u>Vesting:</u>	5 years of credited service.
<u>Retirement:</u>	Age 62 with 5 years of credited service; age 60 with 15 years of credited service; or after 30 years of credited service.
<u>Disability Benefits:</u>	Same as service benefits. Employee must have 5 years of credited service.
<u>Survivor Benefits:</u>	If employee is receiving a pension, then eligible survivor receives a minimum of 50% of pension; if the employee is active, eligible survivor receives 50% of pension the employee would have received at age 62.
<u>Contributions:</u>	Employer: determined by Board of Pension Trustees at the actuarially determined rate. Employer contributions were 6.78% of earnings for fiscal year 2022. Member: 3% of earnings in excess of \$6,000.
<u>Burial Benefit:</u>	Not applicable.

Delaware Volunteer Firemen's Fund

Plan Description and Eligibility:

The Delaware Volunteer Firemen's Fund is a cost-sharing multiple employer defined benefit pension plan that covers all actively participating volunteers of fire departments, ladies auxiliaries, or ambulance organizations within the State.

<u>Service Benefits:</u>	\$5 multiplied by years of credited service (not to exceed 25 years) per month.
<u>Vesting:</u>	10 years of credited service.
<u>Retirement:</u>	Age 60 with 10 years credited service.
<u>Disability Benefits:</u>	Not applicable.
<u>Survivor Benefits:</u>	Not applicable.

Contributions: Employer: determined by Board of Pension Trustees at the actuarially determined rate. Employer contributions were \$468.55 per member for fiscal year 2022.
Member: \$60 per member per calendar year.

Burial Benefit: Not applicable.

Employees covered by benefit terms. At June 30, 2021, the following employees were covered by the benefit terms for each plan:

	State Employees	Special	New State Police	Judiciary	Closed State Police
Inactive plan members or beneficiaries currently receiving benefits	29,868	5	363	60	458
Inactive plan members entitled to but not yet receiving benefits	4,462	—	10	3	—
Active plan members	38,206	—	723	59	—
Total plan members	<u>72,536</u>	<u>5</u>	<u>1,096</u>	<u>122</u>	<u>458</u>

The June 30, 2021 valuation is the most recent available to record the net pension liability and for consistency, all schedules are utilized from this valuation.

Non-DPERS Fund Descriptions and Contributions

County and Municipal Police and Firefighters’ COLA Fund

During 1990, the State established a mechanism for funding post-retirement increases granted by employers who participate in the County & Municipal Police and Firefighters’ Pension Plan and manage a non-DPERS system “closed” pension plan for former employees.

Closed pension groups pertain to employees, for whom the employer elected not to become a part of the system when their employers joined the DPERS. Currently, five employers maintain such closed groups. They include the City of Dover, City of Elsmere, City of New Castle, City of Wilmington, and New Castle County.

The COLA Fund is financed through a 0.25% tax on the value of certain homeowners’ insurance premiums written within the State. The proceeds of the tax are directed into the COLA Fund on a semi-annual basis and managed by the Board for investment purposes. Unused amounts revert to the State General Fund after a period of 10 years per Section 419, Title 80 of the Delaware Code. Each participating employer receives an allocation of these contributions, earnings on investments of the COLA Fund, and expenses attributed to the COLA Fund based on the headcount of retired members of its police force.

Any new employer, with a closed police pension plan, that joins the system is eligible to receive money from the COLA Fund. In accordance with Section 708(c), Title 18 of the Delaware Code,

when a participating employer grants a post-retirement increase for a closed plan outside of the DPERS County and Municipal Police and Firefighters' Pension Plan, funds are transferred from the COLA Fund to the trust account(s) of the closed pension group maintained by the employer. However, the entity must first provide 25% of the cost estimated by an actuary while the COLA Fund provides the remaining 75% of the cost.

These increases are not the responsibility of DPERS. Each employer entity is solely responsible for any post-retirement increase granted even if the actuarial cost calculated at the onset of the increase exceeds the employer's share of the COLA Fund's balance. There is no joint liability amongst existing employers.

Post-Retirement Increase Fund (PRI)

The State passed legislation which established a mechanism for funding ad hoc post-retirement increases granted by the General Assembly to members retired under the State Employees' Plan, the New State Police Plan, and the Judiciary Plans (Closed and Revised) beginning in fiscal year 1994. The mechanism allows the State to appropriate actuarially determined employer contributions to a separate PRI fund managed by the Board. With the exception of the Closed State Police Plan, projected benefit payments do not include the effects of projected ad hoc cost-of-living adjustments (ad hoc COLAs) as they are not substantively automatic. The primary considerations relevant to making this determination include the historical pattern of granting changes and the consistency in the amounts of the changes. The actuary uses the current actuarial assumptions, methods, and population data to calculate the estimated additional liability resulting from granted ad hoc benefit increases. When the Legislature grants an ad hoc post-retirement adjustment, funds are transferred from this PRI fund on a monthly basis based on a five-year actuarial funding schedule to the appropriate pension plan from which the additional benefits are disbursed. For the fiscal year ended June 30, 2022, \$12.6 million was transferred to the appropriate plans in DPERS.

As of June 30, 2022, recently granted post-retirement increases have outstanding liabilities totaling \$150.2 million, which are anticipated to be funded by the State and transferred to the appropriate plans over the next fiscal year(s) as follows (expressed in thousands):

- Fiscal Year 2023 \$45.5 million (pertaining to increase granted effective 7/1/2021, previously expected to be paid in Fiscal Year 2023 through Fiscal Year 2026.
- Fiscal Year 2023 \$104.6 million (pertaining to increase granted effective 7/1/2022)

The Board adopts actuarially determined funding for the Post-Retirement Increase Fund. Funding for fiscal year 2022 was 1% of covered payroll. Funding for fiscal year 2023 will be 1% of covered payroll.

Local Government Retirement Investment Pool (DEL RIP)

In June 1996, the State established DEL RIP in the custody of the Board to allow local governments within the State the option to pool their pension assets with DPERS for investment purposes. The DEL RIP is an external investment pool that allows local governments to

potentially maximize their rate of return and reduce administrative expenses related to the investment of funds. Participation in the pool is voluntary. There was one participating entity in DELRIP as of June 30, 2022, which comprise the pool in its entirety: Town of Elsmere.

DELRIP is subject to the oversight of DPERS's Investment Committee and not subject to the regulatory oversight of the Securities and Exchange Commission (SEC). DPERS has not provided or obtained any legally binding guarantees during the year to support the value of shares. The fair value of the pool is determined in the same manner as the value of the Master Trust shares. Since this pool is a portion of the total DPERS, the same accounting and investment policies apply.

Delaware Transit Corporation Pension Plan

Plan Description and Eligibility:

The DTC Pension Plan (DTC Plan) is a single-employer defined benefit plan that covers limited and full-time, nonunion salaried employees.

Service Benefits: 1.35% of the highest 36-month average earnings plus 1.25% of the average earnings above the Integration Amount for the calendar year in which the participant retires multiplied by years of service, up to a maximum of 25 years.

Vesting: 100% after 5 years of service

Retirement: Age 55 with at least 10 years of continuous service or 25 years of credited service at any age or upon reaching age 62.

Disability Benefits: Employee must have 5 years of credited service. Determined in the same manner as retirement benefits but are payable immediately without an actuarial reduction

Survivor Benefits: If employee dies while employed after completing at least 5 years of service, the eligible survivor receives 75% of accrued benefit that would have been payable at age 65; for a former employee who dies after completing 5 years of service, eligible survivor receives 50% of the accrued benefit that would have been payable at age 65.

Contributions: Employer: determined by DTC Pension Board Trustees based on the actuarially determined rate. Employer contributions were 9.49% of earnings for fiscal year 2022.
Employee: 3% of earnings in excess of \$6,000.

Delaware Transit Corporation Contributory PlanPlan Description and Eligibility:

The DTC Contributory Plan (Contributory Plan) is a single-employer defined benefit plan that covers all full-time employees of Local 842, Amalgamated Transit Union and Local 32, Office and Professional Employee International Union.

Service Benefits: \$65 per month (\$68 per month after January 1, 2016; \$68.50 per month after January 1, 2017; \$70.50 per month after January 1, 2018; \$72.50 per month after January 1, 2019; \$74.00 per month after January 1, 2020; \$76 per month after January 1, 2021) per year of service or refund of contributions with interest before becoming

Vesting: Completion of 10 years of service

Retirement: Employees with 10 years of credited service are eligible to receive pension benefits at age 65. All employees may retire at any age after 25 years of credited service or upon reaching the age of 65 with a minimum of five years of continuous service.

Disability Benefits: Employee must have 15 years of credited service. Equal to normal retirement benefit during the period of disability.

Survivor Benefits: A lump-sum payment will be made comprised of the aggregate of the participant's contributions that exceed the aggregate of the payments that have been made to the participant.

Contributions: Employer: 5% of regular hourly wages worked up to a maximum of 2,080 hours per year. Employer contributions were 3.65% of earnings for calendar year 2021.

Employee: 5% of regular hourly wages worked up to a maximum of 2,080 hours per year.

Employees covered by benefit terms. The following employees were covered by the benefit terms for each plan:

	DTC <hr style="border-top: 1px solid black;"/> (at June 30, 2021)	Contributory <hr style="border-top: 1px solid black;"/> (at December 31, 2021)
Inactive members or beneficiaries currently receiving benefits	116	235
Terminated, vested members	124	130
Active plan members	366	623
Total plan members	<hr style="border-top: 3px double black;"/> 606	<hr style="border-top: 3px double black;"/> 988

Pension Liabilities, Pension Expense, Deferred Outflows of Resources, and Deferred Inflows of Resources Related to Pensions

At June 30, 2022, the State reported the following net pension liabilities (assets) (expressed in thousands):

Plan	Governmental Activities		Business-Type Activities	
	Asset	Liability	Asset	Liability
State Employees' Special Fund	\$ 1,051,717	\$ —	\$ 44,939	\$ —
New State Police	99	—	—	—
Judiciary	79,739	—	—	—
Closed State Police	35,615	—	—	—
DTC	—	392,347	—	—
Contributory	—	—	2,936	—
	—	—	356	—
	<u>\$ 1,167,170</u>	<u>\$ 392,347</u>	<u>\$ 48,231</u>	<u>\$ —</u>

The net pension asset and liability were measured as of June 30, 2021, and the total pension liability used to calculate the net pension liability (asset) was determined by an actuarial valuation as of June 30, 2020, with update procedures used to roll forward the total pension liability to June 30, 2021. The State's proportion of the net pension liability of the State Employees' Plan was based on a projection of the State's long-term share of contributions to the pension plan relative to the projected contributions of all participating organizations, actuarially determined. At June 30, 2021, the State's proportion of the net pension asset/liability of the State Employees' Plan was 90.0%, which was an increase of 0.2% from its proportion measured as of June 30, 2020. The State's pension liability and related information for the single-employer plans is as follows:

Changes in Single Employer Plans' Net Pension Liability and Related Ratios
State of Delaware - DPERS
(Expressed in Thousands)

	Measurement Date 2021			
	Special	New State Police	Judiciary	Closed State Police
Total Pension Liability				
Service Cost	\$ —	\$ 19,206	\$ 2,482	\$ —
Interest	7	44,316	5,822	8,646
Changes in Benefit Terms	—	—	—	—
Differences between expected and actual experience	10	7,645	(22)	97
Changes of Assumptions	1	19,943	1,058	8,125
Benefit payments, including refunds of member contributions	(29)	(24,801)	(5,837)	(22,652)
Net change in total pension liability	(11)	66,309	3,503	(5,784)
Total pension liability - beginning	101	598,488	82,537	402,389
Total pension liability - ending (a)	<u>\$ 90</u>	<u>\$ 664,797</u>	<u>\$ 86,040</u>	<u>\$ 396,605</u>
Plan fiduciary net position				
Contributions - employer	\$ —	\$ 17,441	\$ 1,985	\$ 23,175
Contributions - nonemployer	—	—	—	—
Contributions - member	—	5,140	357	—
Net investment income	57	204,710	33,859	3,238
Benefit payments, including refunds of member contributions	(29)	(24,801)	(5,837)	(22,652)
Administrative expense	(1)	(95)	(14)	(37)
Net change in plan fiduciary net position	27	202,395	30,350	3,724
Plan fiduciary net position - beginning	162	542,141	91,305	534
Plan fiduciary net position - ending (b)	<u>\$ 189</u>	<u>\$ 744,536</u>	<u>\$ 121,655</u>	<u>\$ 4,258</u>
State's net pension liability (asset) - ending (a)-(b)	<u>\$ (99)</u>	<u>\$ (79,739)</u>	<u>\$ (35,615)</u>	<u>\$ 392,347</u>
Plan fiduciary net position as a percentage of total pension liability	210 %	112 %	141 %	1 %
Covered payroll	N/A	\$ 70,241	\$ 11,133	N/A
State's net pension liability (asset) as a percentage of covered payroll	N/A	(113.5)%	(319.9)%	N/A

The State's pension liability and related information for the Delaware Transit Corporation plans is as follows:

DelDOT- Delaware Transit Corporation
Changes in DTC's Net Pension Liability and Related Ratios
(Expressed in Thousands)

	<u>Measurement Date 2021</u>	
	<u>DTC</u> <u>Plan</u>	<u>Contributory</u> <u>Plan</u>
Total Pension Liability		
Service Cost	\$ 1,643	\$ 2,216
Interest	2,474	4,834
Change in Benefit Terms	—	1,789
Differences between expected and actual experience	237	(847)
Changes of Assumptions	—	—
Benefit payments, including refunds of member contributions	(1,351)	(3,567)
Net change in total pension liability	3,003	4,425
Total pension liability - beginning	36,020	68,598
Total pension liability - ending (a)	<u>\$ 39,023</u>	<u>\$ 73,023</u>
Plan fiduciary net position		
Contributions - employer	\$ 1,648	\$ 1,190
Contributions - member	265	1,517
Net investment income	8,980	8,073
Benefit payments, including refunds of member contributions	(1,351)	(3,567)
Administrative expense	(77)	(98)
Other	—	—
Net change in plan fiduciary net position	9,465	7,115
Plan fiduciary net position - beginning	32,494	66,264
Plan fiduciary net position - ending (b)	<u>\$ 41,959</u>	<u>\$ 73,379</u>
Corporation's net pension liability (asset) - ending (a)-(b)	<u>\$ (2,936)</u>	<u>\$ (356)</u>
Plan fiduciary net position as a percentage of total pension liability	108 %	100 %
Covered payroll	\$ 18,215	\$ 32,633
State's net pension liability (asset) as a percentage of covered payroll	(16)%	(1)%

For the year ended June 30, 2022, the State recognized the following pension expense to related to all the plans (expressed in thousands).

Plan	Governmental Activities	Business-Type Activities	Totals
State Employees'	(8,433)	(472)	\$ (8,905)
Special Fund	(4)	—	(4)
New State Police	4,201	—	4,201
Judiciary	(4,239)	—	(4,239)
Closed State Police	38,820	—	38,820
DTC	—	285	285
Contributory	—	576	576
	\$ 30,345	\$ 389	\$ 30,734

At June 30, 2022, the State reported deferred outflows of resources and deferred inflows of resources related to pensions from the following sources (expressed in thousands):

	State Employees'	Special Fund	New State Police	Judiciary	Closed State Police	DTC	Contributory	Totals
Deferred Outflows of Resources								
Changes in proportionate share of contributions	\$ 3,310	\$ —	\$ —	\$ —	\$ —	\$ —	\$ —	\$ 3,310
Difference between expected and actual experience	166,225	—	—	—	—	741	289	167,255
Net difference between projected and actual earnings on pension	—	—	—	—	—	—	—	—
Change in assumptions	198,138	—	23,704	846	—	1,540	1,432	225,660
Contributions subsequent to the measurement date	257,444	—	18,490	2,071	23,225	1,826	1,113	304,169
	<u>\$ 625,117</u>	<u>\$ —</u>	<u>\$ 42,194</u>	<u>\$ 2,917</u>	<u>\$ 23,225</u>	<u>\$ 4,107</u>	<u>\$ 2,834</u>	<u>\$ 700,394</u>

	State Employees'	Special Fund	New State Police	Judiciary	Closed State Police	DTC	Contributory	Totals
Deferred Inflows of Resources								
Changes in proportionate share of contributions	\$ 2,693	\$ —	\$ —	\$ —	\$ —	\$ —	\$ —	\$ 2,693
Difference between expected and actual experience	—	—	—	—	—	1,114	1,221	2,335
Net difference between projected and actual earnings on pension	2,202,874	39	127,075	25,749	3,144	5,264	7,203	2,371,348
Change in assumptions	—	—	—	—	—	—	—	—
Contributions subsequent to the measurement date	—	—	—	—	—	—	—	—
	<u>\$ 2,205,567</u>	<u>\$ 39</u>	<u>\$ 127,075</u>	<u>\$ 25,749</u>	<u>\$ 3,144</u>	<u>\$ 6,378</u>	<u>\$ 8,424</u>	<u>\$ 2,376,376</u>

The State reported \$304.2 million as deferred outflows of resources related to pensions resulting from State contributions subsequent to the measurement date, which will be recognized as a reduction of the net pension liability in the year ended June 30, 2023. Other amounts reported as deferred outflows of resources and deferred inflows of resources related to pensions will be recognized in pension expense as follows (expressed in thousands):

Fiscal Years Ending June 30:	State Employees'	Special Fund	New State Police	Judiciary	Closed State Police	DTC	Contributory	Total
2023	\$ (466,440)	\$ (10)	\$ (30,894)	\$ (7,232)	\$ (1,001)	\$ —	\$ —	\$ (505,577)
2024	(450,182)	(9)	(27,997)	(6,255)	(766)	(1,165)	(1,505)	(487,879)
2025	(496,129)	(10)	(29,698)	(6,105)	(733)	(1,035)	(2,769)	(536,479)
2026	(466,965)	(10)	(26,954)	(5,311)	(644)	(984)	(1,536)	(502,404)
2027	41,822	—	4,198	—	—	(1,187)	(810)	44,023
2028	—	—	—	—	—	126	(83)	43
Thereafter	—	—	7,974	—	—	148	—	8,122
Total	\$ (1,837,894)	\$ (39)	\$ (103,371)	\$ (24,903)	\$ (3,144)	\$ (4,097)	\$ (6,703)	\$ (1,980,151)

Contributions. The State reported the following contributions for the DPERS Plan:

Schedule of Contributions (Expressed in thousands)	
Contributions	2021
Contractually required contribution	\$ 242,326
Contributions in relation to the contractually required contribution	242,326
Contribution excess	\$ —
Covered payroll	\$ 1,966,763
Contributions as a percentage of covered payroll	12.3 %

Actuarial assumptions. The total pension liability in the June 30, 2021 actuarial valuation was determined using the following actuarial assumptions, applied to all periods included in the measurement:

	State Employees'	Special	New State Police	Judiciary	Closed State Police
Investment Rate of Return/Discount Rate (1)	7%	7%	7%	7%	2.16%
Projected Salary Increases (1)	2.5% + Merit	N/A	2.5% + Merit	2.5%	N/A
Cost of Living Adjustments	0%	0%	0%	0%	2.5%

(1) - Inflation is included at 2.5%

	DTC	Contributory
Investment Rate of Return/Discount Rate (1)	7.0%	7.0%
Projected Salary Increases (1)	2.5%	2.5%

(1) - Inflation is included at 2.0%

The total pension liabilities are measured based on assumptions pertaining to interest rates, inflation rates, and employee demographic behavior in future years. It is likely that future experience will not exactly conform to these assumptions. To the extent that actual experience deviates from these assumptions, the emerging liabilities may be higher or lower than anticipated. The more the experience deviates the larger the impact on future financial statements.

Mortality assumptions for the DPERS Plans were based on the RP-2014 tables with gender adjustments for healthy annuitants and disabled retirees and an adjusted version on MP-2015 mortality improvement scale on a fully generational basis. Mortality rates for the DTC Plan were based on the RP-2014 Mortality with generational projection using scale MP-2017 and the rates for the Contributory Plan were based on the sex distinct RP-2014 Blue Collar Table, fully generational with scale MP-2018.

With the exception of the Closed State Police Pension Plan, projected benefit payments do not include the effect of projected ad hoc cost-of-living adjustments (ad hoc COLAs) as they are not substantively automatic. The primary considerations relevant to making this determination include the historical pattern of granting the changes and the consistency in the amounts of the changes.

The long-term expected rate of return on pension plan investments was determined using a building-block method in which best-estimate ranges of expected future real rates of return (expected returns, net of investment expense and inflation) are developed for each major asset class. These ranges are combined to produce the long-term expected rate of return by weighting the expected future real rates of return by an asset allocation percentage which is based on the nature and mix of current and expected plan investments, and by adding expected inflation. Best estimates of geometric real rates of return for each major asset class included in DPERS's current and expected asset allocation as of June 30, 2021, DTC's current and expected asset allocation as

of July 1, 2021, and Contributory's current and expected asset allocation as of January 1, 2022 are summarized in the following table:

Asset Class	Asset Allocation %	Long-Term Expected Real Rate of Return %
DPERS		
Domestic Equity	33.9	5.7
International Equity	12.9	5.7
Fixed Income	25.5	2.0
Alternative Investments	22.1	7.8
Cash & Equivalents	5.6	0.0
	100.0	
DTC		
Domestic Equity	42.0	6.4
International Equity	16.0	6.3
Emerging Equity	7.0	7.2
Core Fixed Income	17.5	1.5
Investment Grade Corporate Debt	8.7	1.7
High Yield	4.4	2.9
Emerging Debt	4.4	2.9
	100.0	
Contributory		
Domestic Equity	39.0	8.0
International Equity	21.0	7.0
Fixed Income	39.0	4.0
Cash & Equivalents	1.0	2.0
	100.0	

Discount rate. The discount rate for all plans, except the Closed State Police Pension Plan, used to measure the total pension liability was 7.0%. The projection of cash flows used to determine the discount rate assumed that contributions from plan members will be made at the current contribution rates and that contributions from employers will be made at rates determined by the Board and DTC Pension Plan Committees, actuarially determined. Based on those assumptions, the pension plans' fiduciary net position was projected to be available to make all projected future benefit payments of current plan members. Therefore, the long-term expected rate of return on pension plan investments was applied to all periods of projected benefit payments to determine the total pension liability.

The Closed State Police Pension Plan used a discount rate of 2.16%, which represents the 20-year AA Municipal Bond rate since the plan is pay as you go.

Sensitivity of the net pension liability to changes in the discount rate. The following presents the State's proportionate share of the net pension liability of the State Employees' Plan (cost sharing) and the net pension liability (asset) of the other Plans (single employer), calculated using the discount rate of 7.0% (2.16% for the Closed State Police Pension Plan) as well as what the State's proportionate share for the cost sharing and the single employer Plans' net pension liability would be if it were calculated using a discount rate that is 1-percentage-point lower or 1-percentage-point higher than the current discount rate (expressed in thousands):

	1 % Decrease	Current Discount Rate	1 % Increase
State Employees'	\$ 134,035	\$ (1,096,656)	\$ (2,129,578)
Special Fund	(95)	(99)	(103)
New State Police	7,145	(79,739)	(151,767)
Judiciary	(27,698)	(35,615)	(42,474)
Closed State Police	448,486	392,346	356,313
DTC	1,915	(2,936)	(7,001)
Contributory	8,453	(356)	(8)
Total	<u>\$ 572,241</u>	<u>\$ (823,055)</u>	<u>\$ (1,982,610)</u>

Pension plan fiduciary net position. Detailed information about the pension plans' fiduciary net position is available in the separately issued DPERS financial report. The financial report may be obtained by writing to the State Board of Pension Trustees and Office of Pensions, McArdle Building, Suite 1, 860 Silver Lake Boulevard, Dover, Delaware 19904-2402 or online at <http://www.delawarepensions.com/Financials.shtml>.

Detailed information about the DTC and Contributory pension plans' fiduciary net position is available in separately issued financial reports. Those reports may be obtained by writing to the Delaware Transit Corporation, 900 Public Safety Boulevard, Dover, Delaware 19901.

Deferred Compensation Plans

The State offers all of its employees, who are otherwise eligible for the State's employee benefit plans, a deferred compensation plan created in accordance with Internal Revenue Code Section 457(b). The Plan, available to all State of Delaware employees, permits them to defer a portion of their salary to future years. Participation in the Plan is optional. The deferred compensation is not available to employees until termination, retirement, death, or unforeseeable emergency.

The State offers its employees of the State's Public (Local) School Districts, the State of Delaware Department of Education, Delaware Technical and Community College, and Delaware State University, which is a component unit of the State, a deferred compensation plan designed to qualify under Section 403(b) of the Internal Revenue Code. The Plan permits those employees to defer a portion of their salary to future years. Participation in the Plan is optional. On termination of service due to death, disability, retirement, or other reasons, a participant will receive either a lump-sum amount equal to the value of the participant's vested interest in their

account or periodic payments. In addition, the Plan allows for hardship distributions if certain criteria are met.

NOTE 17 COMMITMENTS

The State has entered into various contractual commitments for services and for construction of various highway, capital and lottery projects. Commitments of the proprietary fund include \$599.7 million for DelDOT.

Encumbrances which represent commitments related to unperformed contracts for goods or services are included in restricted, committed, or assigned fund balance as appropriate. Encumbrances lapse at the end of the applicable appropriation, unless re-appropriated by the Legislature. Encumbrances outstanding against continuing appropriations at the end of fiscal year 2022 are as follows: general fund \$348.3 million, federal funds \$301.8 million, local school funds \$34.0 million, and capital project funds \$150.2 million.

NOTE 18 CONTINGENCIES

Various parties have made claims against the State. For those cases in which it is possible that a loss will be incurred and in which the amount of the potential judgment can be reasonably estimated, the State estimates the liability to be \$343.1 million. The State recognized \$1.8 million in governmental activities as claims and judgments liabilities for pending litigation settlements estimated to be probable as of June 30, 2022. \$0.6 million is recorded in governmental funds as payables reflecting settlements paid subsequent to the end of the fiscal year. In the opinion of the Attorney General of the State, the remaining cases are either subject to a valid defense or are not expected to result in an impairment of the State's financial position. Management believes the settlement in aggregate of claims outstanding will not result in amounts material to the financial statements of the State.

The State receives significant financial assistance from the federal government in the form of grants and entitlements. The right to these resources is generally conditioned upon compliance with terms and conditions of the grant agreements and applicable federal regulations, including the expenditure of the resources for eligible purposes. Substantially all grants are subject to financial and compliance audits by the grantors. Any disallowance as a result of these audits become a liability of the State. The State does not believe there are any liabilities that will result from such audits for periods through June 30, 2022 that would have a material effect on its financial position or the results of operations.

Site investigation, planning and design, cleanup, and site monitoring are typical pollution remediation activities underway across the State. Several State organizations have dedicated programs, rules and regulations that routinely deal with remediation related issues; others become aware of pollution conditions in the fulfillment of their missions. The State has the knowledge and expertise to estimate the remediation obligations presented herein based upon prior experience in identifying and funding similar remediation activities. The State calculates pollution remediation liabilities using the expected cash flow technique. Where the State cannot

reasonably estimate a pollution remediation obligation, it does not report a liability; however, the State has not identified any of these situations.

The pollution remediation obligation estimates that appear in this report are subject to change over time. Cost may vary due to price fluctuations, changes in technology, changes in potential responsible parties, results of environmental studies, changes to statutes or regulations, and other factors that could result in revisions to these estimates. Prospective recoveries from responsible parties may reduce the State's obligation. Capital assets may be created when pollution remediation outlays are made under specific circumstances.

At June 30, 2022, the State had a total pollution remediation liability of \$22.3 million. Of this amount, \$14.5 million is for various lead remediation projects where the properties are either owned by the State or a local government or the properties have been abandoned by the owners, \$7.1 million are for federally designated environmental hazards where the State is working with the Environmental Protection Agency to remediate, and the remaining \$0.7 million are for remediation to properties that have been acquired by the State.

NOTE 19 GOVERNMENTAL FUND BALANCES

The State's Governmental Fund balances are classified according to the relative constraints that control how amounts can be spent. Classifications include:

- **Nonspendable:** Balances include items that cannot be spent. This includes activity that is not in a spendable form (inventories, prepaid amounts, long-term portion of loans/notes receivable and interfund receivables, or property held for resale unless the proceeds are restricted, committed or assigned) and activity that is legally or contractually required to remain intact.
- **Restricted:** Balances have constraints placed upon the use of the resources either by constitutional provisions, enabling legislation such as the enforcement of locally raised real estate taxes and other revenues for the Local School District Fund, external resource providers such as creditors and grantors, or imposed by law or regulations of other governments.
- **Committed:** Balances can be used only for specific purposes pursuant to constraints imposed by a formal action of the State's Legislature, the State's highest level of decision-making authority. This formal action is the passage of law by the legislature, or by other parties by the State's legislature, creating, modifying, or rescinding an appropriation.
- **Assigned:** Balances include amounts that are constrained by the State's intent, as approved by the State's legislature, to be used for a specific purpose, but are neither restricted nor committed. For the General Fund, amounts constrained for the intent to be used for specific purpose by a governing board or a body or official that has been delegated authority by the State's legislature to assign amounts based on budgetary appropriations. Also, for the General Fund, the amounts assigned for Education are due largely to the policies set by the Board of Delaware Technical and Community College (DTCC) for tuition and fees of DTCC.

- **Unassigned:** Balance is the residual amount of the General Fund not included in the other four categories. Also, any deficit fund balances within the other governmental fund types are reported as unassigned.

The State spends restricted resources first and uses unrestricted resources for purposes for which restricted resources are not available.

When expenditures are incurred for which committed, assigned, or unassigned fund balances are available, the State considers amounts to have been spent first out of committed funds, then assigned funds, and finally unassigned funds, as needed, unless the State has provided otherwise in its commitment or assignment actions.

A summary of governmental fund balances at June 30, 2022, is as follows (expressed in thousands):

	General	Federal	Local School District	Capital Projects	Total Governmental Funds
Nonspendable					
Receivables	\$ 36,517	\$ —	\$ —	\$ —	\$ 36,517
Inventory	8,681	—	—	—	8,681
Total Nonspendable	<u>45,198</u>	<u>—</u>	<u>—</u>	<u>—</u>	<u>45,198</u>
Restricted:					
Health and Children's Services	73,048	100,204	—	3,722	176,974
Judicial and Public Safety	8,935	—	—	1,844	10,779
Natural Resources and Environmental Control	254,919	242,152	—	17,684	514,755
Agriculture	936	—	—	—	936
Labor	106	—	—	—	106
Education	7,883	—	499,905	242,003	749,791
Economic Development	5,906	—	—	—	5,906
General Government	25,019	—	—	6,782	31,801
Total Restricted	<u>376,752</u>	<u>342,356</u>	<u>499,905</u>	<u>272,035</u>	<u>1,491,048</u>
Committed					
Health and Children's Services	14,828	—	—	—	14,828
Judicial and Public Safety	12,744	—	—	—	12,744
Natural Resources and Environmental Control	42,057	—	—	—	42,057
Agriculture	13,618	—	—	—	13,618
Labor	10,234	—	—	—	10,234
Education	27,493	—	—	—	27,493
Economic Development	747	—	—	—	747
General Government	330,869	—	—	—	330,869
Total Committed	<u>452,590</u>	<u>—</u>	<u>—</u>	<u>—</u>	<u>452,590</u>
Assigned					
Health and Children's Services	2,767	—	—	—	2,767
Judicial and Public Safety	19,529	—	—	—	19,529
Natural Resources and Environmental Control	4,520	—	—	—	4,520
Agriculture	7,145	—	—	—	7,145
Education	101,684	—	—	—	101,684
General Government	23,944	—	—	—	23,944
Total Assigned	<u>159,589</u>	<u>—</u>	<u>—</u>	<u>—</u>	<u>159,589</u>
Unassigned	<u>2,294,348</u>	<u>—</u>	<u>—</u>	<u>—</u>	<u>2,294,348</u>
Total Fund Balance	<u>\$ 3,328,477</u>	<u>\$ 342,356</u>	<u>\$ 499,905</u>	<u>\$ 272,035</u>	<u>\$ 4,442,773</u>

Fund Balances Restricted by Enabling Legislation

The restricted fund balance for the Local School Districts Fund are funds that are used to account for activities relating to Delaware's 19 local school districts, which are funded by locally raised real estate taxes and other revenues.

The restricted fund balance for the Capital Projects Fund are funds that are used to account for activities relating to Delaware's construction projects mainly for the local school districts and projects overseen by the Office of Management and Budget, which are funded by proceeds from the issuance of bonds.

NOTE 20 TAX ABATEMENTS

As of June 30, 2022, the State of Delaware provides tax abatements through two programs: Bank Franchise Tax Job Creation Credit and Historic Preservation Credit.

- The Bank Franchise Tax Job Creation Credit (Delaware Code, Title 5, Chapter 11, §1105(h) & (i)) allows a credit against the annual franchise tax imposed upon a banking organization or trust company. Application for certification as a qualified employer or qualified retained employer must be made to the Secretary of Finance with a copy to the Director of the Division of Small Business which will be reviewed annually prior to the allowance of credits in accordance with Title 30, Chapter 20, Subchapter IX. A credit against the tax of \$1,250 for each new qualified employee above the bank's employees in the base year is allowed only if the new qualified employees are at least 200 above the number during the base year and the taxpayer has made new investments (land, land improvement, machinery and equipment) of at least \$15,000 per qualified employee in excess of the number of employees during the base year.
- The Historic Preservation Credit (Delaware Code Title 30, Chapter 18, §1811–§1817) entitles a person incurring qualified expenditures, as identified in Title 30, for preservation and repair of historic structures to a credit against bank franchise or incomes taxes subject to limitations. The building must qualify as a Certified Historic Property, and the taxpayer must submit an application for Certification of Rehabilitation along with a Request for Award Credit.

<u>Tax Abatement Program</u>	<u>Amount of Taxes Abated (in thousands)</u>
Bank Franchise Tax Job Creation Credit	\$4,618
Historic Preservation Credit	3,239

NOTE 21 NO COMMITMENT DEBT (NOT INCLUDED IN FINANCIAL STATEMENTS)

The State, by action of the General Assembly, created various authorities for the express purpose of providing private entities with an available low cost source of capital financing for construction of facilities deemed to be in the public interest. The bonds of the authorities represent limited obligations payable solely from payments made by the borrowing entities. The majority of the bonds are secured by the property financed. Upon repayment of a bond, ownership of acquired property transfers to the entity served by the bond issuance. The State has no obligation for this debt. Accordingly, these bonds are not reflected in the accompanying financial statements. These bonds are issued through the Delaware Economic Development Authority. The principal amount of bonds outstanding at June 30, 2022 for this entity amounted to \$751.4 million.

NOTE 22 AFFILIATED ORGANIZATIONS**State Lottery - Multi-State Lottery Association**

The State Lottery is a member of the Multi-State Lottery Association (MUSL), which operates online games on behalf of participating state lotteries. Each MUSL member sells game tickets through its agents and makes weekly wire transfers to the MUSL in an amount equivalent to the member's share of the estimated grand prize liability. Each MUSL member pays lesser prizes directly to the winners. The MUSL operates the Powerball game, the Mega Millions game, and the Lotto America game. Participating lotteries are required to maintain deposits with MUSL for contingency reserves to protect MUSL from unforeseen prize liabilities. The money in this reserve fund is refundable to MUSL members if the MUSL disbands or if a member leaves the MUSL Board.

The amount the Lottery had on deposit with the MUSL as of June 30, 2022 was \$2.5 million. This amount is also reported as a liability on the Lottery's statement of net position because they represent the amount to be paid to the State upon separation from the MUSL if the MUSL is not required to use a portion of the Lottery's reserves held by the MUSL.

Complete separate financial statements for the MUSL may be obtained at the Multi-State Lottery Association, 4400 NW Urbandale Drive, Urbandale, IA 50322.

**State of Delaware
Annual Comprehensive
Financial Report**

**Required
Supplementary
Information**

NOTES TO REQUIRED SUPPLEMENTARY INFORMATION

BUDGETARY REPORTING

BUDGETARY BASIS VS. GAAP

While GAAP requires the use of the fund structure described in Note 1(b), the State's budget system uses only a general fund and a special fund, each of which uses the basis of accounting described below. Additionally, the activities of the Delaware State Housing Authority and Delaware State University, both component units of the State, which are not substantially supported by tax revenues, are not included in the budget data. Reconciliation of the accrual adjustments necessary to convert budgetary basis information to GAAP basis is presented as Required Supplementary Information.

The State Constitution requires the Governor to prepare and submit to the General Assembly a State budget for the ensuing year. The State budgets and controls its financial activities on the cash basis of accounting. In compliance with State law, the State records its financial transactions in either of two major categories – the general fund or the special fund. References to these two funds in this document include the terms “budgetary” or “budgetary basis” to differentiate them from the GAAP funds of the same name which encompass different funding categories. The General Assembly enacts the budget through the passage of specific line-item appropriations by department, the legal level of budgetary control, the sum of which must not exceed 98 percent of the estimated revenues and available unencumbered cash balance from the prior year pursuant to the State Constitution. The Governor has the power to approve or veto each appropriation passed by the General Assembly. The General Assembly may also enact supplemental appropriation or special appropriation bills after it completes action on the State's budget.

The budgetary general fund provides for the cost of the State's general operations and is credited with all tax and other revenue of the State not dedicated to budgetary special funds. Certain special funds are subject to appropriation, referred to herein as budgetary or appropriated special funds. Unexpended appropriations at year-end are available for subsequent expenditure to the extent that they have been encumbered at that date or legislatively extended for another year. Budget data represents original appropriations modified by interdepartmental transfers, supplemental, continuing, and carried-over encumbered appropriations. Subsequent modifications to the budget require the approval of the Controller General and the Budget Director. Additional detailed information regarding compliance with the legal level on control can be obtained by contacting the Office of Management and Budget at (302) 739-4206. Summary information regarding department budgets and the compliance with the legal level of budgetary control is presented on the following pages.

Encumbrance accounting is employed in budgetary funds. Encumbrances (e.g., purchase orders) outstanding at year-end do not constitute expenditures or liabilities and are reported as reservations of fund balances because the commitments will be honored during the subsequent year.

The budget schedules in Required Supplemental Information a) reflect the adjustments made to increase the special fund's excess of revenues over expenditures for certain revenue sources not previously recognized; b) eliminates the net activity of certain operations that are accounted for within both the special fund and also in the separate accounts of certain component units or custodial funds that are not principally accounted for within the special fund; and c) presents the accrual adjustments necessary to convert budgetary basis information to GAAP basis.

Statutory/Budgetary Presentation

The Budgetary Comparison Schedule – Budget to Actual (Non-GAAP Budgetary Basis) presented on the following pages provides a comparison of the original and final legally adopted budget with actual data on a budgetary basis.

The original budget and related estimated revenues represent the spending authority enacted into law by the appropriations bill as of June 30, 2022, and do not include encumbrances and multi-year projects budgetary carry-forwards from the prior fiscal year. GAAP requires that the final legal budget be reflected in the “final budget” column; therefore, updated revenue estimates available for appropriations as of the last Delaware Economic and Financial Advisory Council (DEFAC) meeting in June 2022, as well as the amounts shown in the original budget, are reported. The final legal budget also reflects encumbrances and multi-year projects budgetary carry-forwards from the prior fiscal year.

The tables on the following page represent the Budgetary Statements of Revenues, Expenditures and Changes in Fund Balance – General and Special Funds. Also included is a schedule showing the budgetary fund balance designations for the General Fund. Of the \$2,606.6 million budgetary general fund balance at June 30, 2022, \$316.4 million is reserved for the budgetary reserve account, \$402.6 million is reserved for the budget stabilization fund, \$1,098.6 million is designated as continuing and encumbered appropriations and \$789.0 million is classified as undesignated fund balance. The undesignated fund balance is subjected to Legislative review and changes.

Budgetary Comparison Schedule-General and Special Fund
Budget to Actual (Non-GAAP Budgetary Basis)
For the Fiscal Year Ended June 30, 2022
(Expressed in Millions)

	General Fund				Special Fund			
	Budgeted Amounts		Actual (Budgetary Basis)	Variance with Final Budget	Budgeted Amounts		Actual (Budgetary Basis)	Variance with Final Budget
	Original	Final			Original	Final		
Revenues								
Personal Income Taxes	\$ 1,788.2	\$ 1,888.3	\$ 1,909.4	\$ 21.1	\$ —	\$ —	\$ —	\$ —
Business Taxes	2,113.8	2,488.0	2,512.0	24.0	—	—	—	—
Other Taxes	424.8	457.9	453.7	(4.2)	—	—	—	—
License, Permits, Fines and Fees	519.4	640.3	635.7	(4.6)	—	—	—	—
Lottery Sales	220.0	233.1	236.0	2.9	—	—	—	—
Interest Earnings	18.6	12.6	12.6	—	—	—	—	—
Other	40.1	62.5	70.4	7.9	1,123.4	1,123.4	1,509.8	(386.4)
Total Revenues	5,124.9	5,782.7	5,829.9	47.2	1,123.4	1,123.4	1,509.8	(386.4)
Expenditures								
General Government	561.0	1,523.6	870.7	652.9	794.9	794.9	700.2	94.7
Health and Children's Services	1,486.5	1,591.8	1,432.1	159.7	146.5	146.5	85.6	60.9
Judicial and Public Safety	705.1	775.5	724.2	51.3	56.7	56.7	44.8	11.9
Natural Resources and Environmental Control	40.1	138.9	68.5	70.4	103.9	103.9	61.8	42.1
Labor	11.8	14.8	10.1	4.7	15.9	15.9	13.4	2.5
Education	1,967.0	2,151.1	1,952.3	198.8	5.5	5.5	3.7	1.8
Total Expenditures	4,771.5	6,195.7	5,057.9	1,137.8	1,123.4	1,123.4	909.5	213.9
Excess (Deficiency) of Revenues over (under) Expenditures	353.4	(413.0)	772.0	(1,051.4)	—	—	600.3	(600.3)
Budgetary Fund Balance, Beginning of Year	970.8	1,299.1	1,834.6	—	3,104.4	3,104.4	3,104.4	—
Budgetary Fund Balance, End of Year	\$ 1,324.2	\$ 886.1	\$ 2,606.6	(1,051.4)	\$ 3,104.4	\$ 3,104.4	\$ 3,704.7	\$ (600.3)
Budgetary Fund Balance								
Designated:								
Budget Reserve Account			\$ 316.4					
Budget Stabilization Fund			402.6					
Continuing and Encumbered Appropriations			1,098.6					
Undesignated			789.0					
Total			\$ 2,606.6					

(See Budgetary Basis vs. GAAP in Notes to Required Supplementary Information)

Statutory/Budgetary Reconciliations

Since accounting principles applied for purposes of developing data on a budgetary basis differ significantly from those used to present financial statements in conformity with GAAP, a reconciliation is required of resulting basis, perspective and entity differences in the revenues in excess of (less than) expenditures and other financing sources (uses) between budgetary and GAAP presentations.

The following two schedules represent the accrual adjustments necessary to convert budgetary basis information to GAAP basis.

Budgetary vs. GAAP Reconciliation
For the Fiscal Year Ended June 30, 2022
(Expressed in Millions)

Budgetary Basis Revenues		
General	\$ 5,829.9	
Special	1,509.8	
	<u> </u>	
Total Budgetary Basis General and Special Fund Revenues for Fiscal Year 2022		\$ 7,339.7
Adjustments:		
The financial reporting revenues do not include amounts that are part of the budgetary revenues (appropriated special funds)	(754.4)	
Non-budgetary revenues reclassified to the general and special funds	1,185.1	
Basis of accounting differences in revenues, other financing sources, and related receivables and deferred inflows of resources	(1,140.3)	
	<u> </u>	
Total GAAP Basis Adjustments to General and Special Funds Revenues for Fiscal Year 2022 Included in the General Fund		(709.6)
Federal Fund Revenues	3,829.0	
Local School Districts Fund Revenues	815.4	
	<u> </u>	
		<u>4,644.4</u>
Total GAAP Basis Governmental Funds Revenue for Fiscal Year 2022		<u>\$ 11,274.5</u>
Budgetary Basis Expenditures		
General	\$ 5,057.9	
Special	909.5	
	<u> </u>	
Total Budgetary Basis General and Special Fund Expenditures for Fiscal Year 2022		\$ 5,967.4
Adjustments:		
The financial reporting expenditures do not include amounts that are part of the budgetary expenditures (appropriated special funds)	364.4	
Non-budgetary expenditures reclassified to the general and special funds	1,242.3	
Basis of accounting differences in expenditures, other financing uses, and related accounts payables and accrued liabilities	(1,761.8)	
	<u> </u>	
Total GAAP Basis Adjustments to General and Special Funds Expenditures for Fiscal Year 2022 Included in the General Fund		(155.1)
Federal Fund Expenditures	3,845.5	
Local School Districts Fund Expenditures	726.5	
Capital Projects Fund Expenditures	257.6	
	<u> </u>	
		<u>4,829.6</u>
Total GAAP Basis Governmental Funds Expenditures for Fiscal Year 2022		<u>\$ 10,641.9</u>

Required Supplementary Information

Information About Infrastructure Assets Reported Using the Modified Approach

As allowed by GASB Statement No. 34, *Basic Financial Statements – and Management’s Discussion and Analysis – for State and Local Governments*, the State has adopted an alternative process for recording depreciation expense on selected infrastructure assets. Under this alternative method, referred to as the modified approach, the State expenses certain maintenance and preservation costs and does not report depreciation expense. Assets accounted for under the modified approach include 4,394 centerline miles and 841 bridges that the State is responsible to maintain.

The condition of the State’s road pavement is measured using the Overall Pavement Condition (OPC) system, which is based on the extent and severity of various pavement distresses that are visually observed. The OPC system uses a measurement scale that is based on a condition index ranging from 0 for poor pavement to 5 for pavement in excellent condition.

The condition of bridges is measured using the “Bridge Condition Rating” (BCR) which is based on the Federal Highway Administration (FHWA) Coding Guide, “Recording and Coding Guide for the Structure Inventory and Appraisal of the Nation’s Bridges.” The BCR uses a measurement scale that is based on a condition index ranging from 0 to 9, 0 to 4 for substandard bridges and 9 for bridges in perfect condition. For reporting purposes, substandard bridges are classified as those with a rating of 4 or less. The good or better condition bridges were taken as those with ratings of between 6 and 9. A rating of 5 is considered fair. This information is taken from past “Bridge Inventory Status” reports.

It is the State’s policy to maintain at least 85% of its highways at a fair or better condition level and 95% of its national bridge inventory at a fair or better condition level. Condition assessments of eligible infrastructure assets are performed at least every three years.

State of Delaware
Department of Transportation
Supplementary Information For Governments That Use the
Modified Approach for Infrastructure Assets

Structural Rating Numbers and Percentages for Bridges
Calendar Year Ended December 31

		2022		2021		2020	
BCR Condition Rating		Number	Percent	Number	Percent	Number	Percent
		Good	6-9	681	81.0	687	81.4
Fair	5	149	17.7	144	17.1	153	18.0
Poor	0-4	11	1.3	13	1.5	15	1.8
Total		841	100.0	844	100.0	851	100.1

Deck Rating Numbers and Percentages for Bridges
Calendar Year Ended December 31

		2022		2021		2020	
OPC Condition Rating		Square Feet	Percent	Square Feet	Percent	Square Feet	Percent
		Good	6-9	5,561,990	62.3	5,671,539	63.6
Fair	5	3,286,416	36.8	3,132,344	35.1	2,478,327	29.6
Poor	0-4	74,779	0.9	113,026	1.3	99,749	1.2
Total		8,923,185	100.0	8,916,909	100.0	8,372,725	100.0

Center-Line Mile Numbers and Percentages for Road Pavement
Calendar Year Ended December 31

		2022		2021		2019	
OPC Condition Rating		Center-Line Miles	Percent	Center-Line Miles	Percent	Center-Line Miles	Percent
		Good	3.0 - 5.0	3,665	83.4	3,551	77.4
Fair	2.5-3.0	374	8.5	531	11.6	531	12.1
Poor	Below 2.5	352	8.0	495	10.8	494	11.2
Unrated		3	0.1	10	0.2	10	0.2
Total		4,394	100.0	4,587	100.0	4,394	100.0

Comparison of Estimated-to-Actual Maintenance/Preservation*
(Expressed In Thousands)
Fiscal Year ended June 30

	2022	2021	2020	2019	2018
Estimated	\$ 433,562	\$ 398,914	\$ 353,738	\$ 402,508	\$ 317,177
Actual	506,342	470,702	493,144	356,793	308,681

* The estimated expenditures represent annual Bond Bill authorization. The actual expenditures represent the current year spending, which includes cumulative authorization.

Required Supplementary Information – Pension

The following tables present additional information related to funding status and progress. It is intended to help readers assess the individual plans' funding status on a going-concern basis and assess progress made in accumulating sufficient assets to pay benefits when due.

**State of Delaware-DPERS
State Employees' Plan
Schedule of Proportionate Share of the Net Pension Liability
Last 10 Fiscal Years *
(Dollar amounts in thousands)**

Proportionate Share of Net Pension Liability	Measurement Date								
	2021	2020	2019	2018	2017	2016	2015	2014	2013
Proportion of the Net Pension Liability	90.0 %	89.8 %	89.8 %	89.7 %	90.2 %	90.5 %	90.4 %	90.9 %	91.2 %
Proportion of the Net Pension (Asset)/ Liability - dollar value	\$(1,096,656)	\$1,262,722	\$1,398,023	\$1,159,032	\$1,321,870	\$1,363,377	\$ 601,705	\$ 334,720	\$ 988,024
Covered Payroll	\$1,966,763	\$1,936,497	\$1,863,303	\$1,781,668	\$1,756,537	\$1,725,473	\$1,686,806	\$ 1,673,099	\$ 1,712,613
Proportionate Share of the Net Pension Liability as a Percentage of its Covered Payroll	(55.8)%	65.2 %	75.0 %	65.1 %	75.3 %	79.0 %	35.7 %	20.0 %	57.7 %
Plan Fiduciary Net Position as a Percentage of the Total Pension Liability	110.5 %	87.3 %	85.4 %	87.5 %	85.4 %	84.5 %	92.1 %	95.8 %	87.2 %

* This schedule is presented to illustrate the requirement to show information for 10 years. However, until a full 10-year trend is compiled, information is presented for those years for which information is available.

State of Delaware-DPERS
Changes in Single Employer Plans' Net Pension Liability and Related Ratios
Last 10 Fiscal Years *
(Dollar amounts in thousands)

Special Fund	Measurement Date								
	2022	2021	2020	2019	2018	2017	2016	2015	2014
Total Pension Liability									
Interest	\$ 5	\$ 7	\$ 7	\$ 8	\$ 9	\$ 10	\$ 14	\$ 14	\$ 15
Change in Benefit Terms	3	—	—	—	—	—	—	—	—
Differences between Expected and Actual Experience	(13)	10	13	9	11	(31)	24	18	—
Changes of Assumptions	—	1	—	—	—	1	4	—	—
Benefit Payments, Including Refunds of Member Contributions	(20)	(29)	(23)	(34)	(33)	(27)	(47)	(46)	(42)
Net Change in Total Pension Liability	(25)	(11)	(3)	(17)	(13)	(47)	(5)	(14)	(27)
Total Pension Liability - Beginning	90	101	104	121	134	181	186	200	227
Total Pension Liability - Ending (a)	<u>\$ 65</u>	<u>\$ 90</u>	<u>\$ 101</u>	<u>\$ 104</u>	<u>\$ 121</u>	<u>\$ 134</u>	<u>\$ 181</u>	<u>\$ 186</u>	<u>\$ 200</u>
Plan Fiduciary Net Position						—			
Contributions - Employer	\$ 3	\$ —	\$ —	\$ 3	\$ —	\$ —	\$ —	\$ —	\$ —
Net Investment Income	(24)	57	15	9	21	22	(5)	10	48
Benefit Payments, Including Refunds of Member Contributions	(20)	(29)	(23)	(35)	(33)	(27)	(47)	(46)	(42)
Administrative Expense	(1)	(1)	(1)	(1)	(1)	(1)	(1)	(1)	(1)
Net Change in Plan Fiduciary Net Position	(42)	27	(9)	(24)	(13)	(6)	(53)	(37)	5
Plan Fiduciary Net Position - Beginning	189	162	171	195	208	214	267	304	299
Plan Fiduciary Net Position - Ending (b)	<u>\$ 147</u>	<u>\$ 189</u>	<u>\$ 162</u>	<u>\$ 171</u>	<u>\$ 195</u>	<u>\$ 208</u>	<u>\$ 214</u>	<u>\$ 267</u>	<u>\$ 304</u>
State's Net Pension Asset - Ending (a)-(b)	<u>\$ (82)</u>	<u>\$ (99)</u>	<u>\$ (61)</u>	<u>\$ (67)</u>	<u>\$ (74)</u>	<u>\$ (74)</u>	<u>\$ (33)</u>	<u>\$ (81)</u>	<u>\$ (104)</u>
Plan Fiduciary Net Position as a Percentage of Total Pension Liability	226 %	210 %	160 %	164 %	161 %	155 %	118 %	144 %	152 %
Covered Payroll	\$ —	\$ —	\$ —	\$ —	\$ —	\$ —	\$ —	\$ —	\$ —
State's Net Pension Asset as a Percentage of Covered Payroll	N/A	N/A	N/A	N/A	N/A	N/A	N/A	N/A	N/A

Notes to Schedule

Benefit Changes: None

Changes of Assumptions: None

* This schedule is presented to illustrate the requirement to show information for 10 years. However, until a full 10-year trend is compiled, information is presented for those years for which information is available.

State of Delaware - DPERS
Changes in Single Employer Plans' Net Pension Liability and Related Ratios
Last 10 Fiscal Years *
(Dollar amounts in thousands)

	Measurement Date									
	2022	2021	2020	2019	2018	2017	2016	2015	2014	
New State Police										
Total Pension Liability										
Service Cost	\$ 19,285	\$ 19,206	\$ 15,183	\$ 15,203	\$ 14,833	\$ 13,671	\$ 13,493	\$ 12,686	\$ 12,378	
Interest	47,122	44,316	39,888	37,362	35,226	33,038	30,376	28,395	26,137	
Change in Benefit Terms	6,074	—	—	—	105	—	—	1,154	—	
Differences between Expected and Actual Experience	1,023	7,645	4,998	(305)	2,054	8,657	(3,098)	(3,520)	—	
Changes of Assumptions	—	19,943	—	—	—	12,092	2,199	—	—	
Benefit Payments, Including Refunds of Member Contributions	(28,205)	(24,801)	(22,080)	(20,865)	(18,595)	(16,714)	(14,804)	(12,188)	(10,619)	
Net Change in Total Pension Liability	45,299	66,309	37,989	31,395	33,623	50,744	28,166	26,527	27,896	
Total Pension Liability - Beginning	664,797	598,488	560,499	529,104	495,481	444,737	416,571	390,044	362,148	
Total Pension Liability - Ending (a)	<u>\$ 710,096</u>	<u>\$ 664,797</u>	<u>\$ 598,488</u>	<u>\$ 560,499</u>	<u>\$ 529,104</u>	<u>\$ 495,481</u>	<u>\$ 444,737</u>	<u>\$ 416,571</u>	<u>\$ 390,044</u>	
Plan Fiduciary Net Position										
Contributions - Employer	\$ 18,490	\$ 17,441	\$ 16,571	\$ 15,870	\$ 13,202	\$ 11,096	\$ 11,001	\$ 10,730	\$ 10,500	
Contributions - Nonemployer	428	—	150	290	316	649	797	639	525	
Contributions - Member	5,062	5,140	4,800	4,565	4,329	4,233	4,146	4,121	3,862	
Net Investment Income	(99,950)	204,710	48,316	22,578	44,454	42,584	(5,965)	13,741	54,635	
Benefit Payments, Including Refunds of Member Contributions	(28,206)	(24,801)	(22,080)	(20,866)	(18,595)	(16,714)	(14,803)	(12,188)	(10,619)	
Administrative Expense	(100)	(95)	(118)	(106)	(100)	(88)	(91)	(113)	(82)	
Net Change in Plan Fiduciary Net Position	(104,276)	202,395	47,639	22,331	43,606	41,760	(4,915)	16,930	58,821	
Plan Fiduciary Net Position - Beginning	744,536	542,141	494,501	472,170	428,564	386,804	391,719	374,789	315,968	
Plan Fiduciary Net Position - Ending (b)	<u>640,260</u>	<u>744,536</u>	<u>542,140</u>	<u>494,501</u>	<u>472,170</u>	<u>428,564</u>	<u>386,804</u>	<u>391,719</u>	<u>374,789</u>	
State's Net Pension Liability - Ending (a)-(b)	<u>\$ 69,836</u>	<u>\$ (79,739)</u>	<u>\$ 56,348</u>	<u>\$ 65,998</u>	<u>\$ 56,934</u>	<u>\$ 66,917</u>	<u>\$ 57,933</u>	<u>\$ 24,852</u>	<u>\$ 15,255</u>	
Plan Fiduciary Net Position as a Percentage of Total Pension Liability	90 %	112 %	91 %	88 %	89 %	86 %	87 %	94 %	96 %	
Covered Payroll	\$ 72,697	\$ 70,241	\$ 68,704	\$ 65,214	\$ 62,360	\$ 61,002	\$ 59,144	\$ 57,973	\$ 55,067	
State's Net Pension Liability as a Percentage of Covered Payroll	96 %	(114)%	82 %	101 %	91 %	110 %	98 %	43 %	28 %	

Notes to Schedule

Benefit Changes: None

Changes of Assumptions: None

* This schedule is presented to illustrate the requirement to show information for 10 years. However, until a full 10-year trend is compiled, information is presented for those years for which information is available.

State of Delaware - DPERS
Changes in Single Employer Plans' Net Pension Liability and Related Ratios
Last 10 Fiscal Years
(Dollar amounts in thousands)

	Measurement Date								
	2022	2021	2020	2019	2018	2017	2016	2015	2014
Judiciary									
Total Pension Liability									
Service Cost	\$ 2,484	\$ 2,482	\$ 2,851	\$ 2,866	\$ 2,909	\$ 2,802	\$ 2,759	\$ 2,568	\$ 2,542
Interest	6,039	5,822	5,573	5,465	5,410	5,378	5,266	5,147	4,869
Change in Benefit Terms	1,054	—	—	—	21	—	—	263	—
Experience	551	(22)	(1,678)	(2,624)	(2,254)	(2,018)	(156)	(1,361)	—
Changes of Assumptions	—	1,058	—	—	—	1,344	(1,953)	—	—
Benefit Payments, Including Refunds of Member Contributions	(6,386)	(5,837)	(5,211)	(4,989)	(4,795)	(4,752)	(4,277)	(3,985)	(3,588)
Net Change in Total Pension Liability	3,742	3,503	1,535	718	1,291	2,754	1,639	2,632	3,823
Total Pension Liability - Beginning	86,040	82,537	81,002	80,284	78,993	76,239	74,600	71,968	68,145
Total Pension Liability - Ending (a)	<u>\$89,782</u>	<u>\$86,040</u>	<u>\$82,537</u>	<u>\$ 81,002</u>	<u>\$ 80,284</u>	<u>\$ 78,993</u>	<u>\$ 76,239</u>	<u>\$ 74,600</u>	<u>\$ 71,968</u>
Plan Fiduciary Net Position									
Contributions - Employer	\$ 2,071	\$ 1,985	\$ 2,066	\$ 2,222	\$ 2,112	\$ 2,347	\$ 2,237	\$ 2,640	\$ 2,839
Contributions - Nonemployer	75	—	34	66	64	186	236	200	165
Contributions - Member	373	357	348	354	354	355	339	327	317
Net Investment Income	(15,969)	33,859	8,205	3,950	8,052	7,898	(1,173)	2,659	10,783
Benefit Payments, Including Refunds of Member Contributions	(6,386)	(5,837)	(5,211)	(4,989)	(4,795)	(4,752)	(4,277)	(3,985)	(3,588)
Administrative Expense	(15)	(14)	(16)	(19)	(13)	(11)	(14)	(15)	(13)
Net Change in Plan Fiduciary Net Position	(19,851)	30,350	5,426	1,584	5,774	6,023	(2,652)	1,826	10,503
Plan Fiduciary Net Position - Beginning	121,655	91,306	85,880	84,296	78,522	72,499	75,151	73,325	62,822
Plan Fiduciary Net Position - Ending (b)	<u>\$101,804</u>	<u>\$121,656</u>	<u>\$91,306</u>	<u>\$ 85,880</u>	<u>\$ 84,296</u>	<u>\$ 78,522</u>	<u>\$ 72,499</u>	<u>\$ 75,151</u>	<u>\$ 73,325</u>
State's Net Pension Liability (Asset) - Ending (a)-(b)	<u>\$(12,022)</u>	<u>\$(35,616)</u>	<u>\$ (8,769)</u>	<u>\$ (4,878)</u>	<u>\$ (4,012)</u>	<u>\$ 471</u>	<u>\$ 3,740</u>	<u>\$ (551)</u>	<u>\$ (1,357)</u>
Plan fiduciary Net Position as a Percentage of Total Pension Liability (Asset)	113 %	141 %	111 %	106 %	105 %	99 %	95 %	101 %	102 %
Covered Payroll	\$11,202	\$11,133	\$10,872	\$ 10,725	\$ 10,629	\$ 10,604	\$ 10,400	\$ 9,988	\$ 10,244
State's Net Pension Liability (Asset) as a Percentage of Covered Payroll	(107)%	(320)%	(81)%	(45)%	(38)%	4 %	36 %	(6)%	(13)%
Notes to Schedule									
Benefit Changes: None									
Changes of Assumptions: None									

* This schedule is presented to illustrate the requirement to show information for 10 years. However, until a full 10-year trend is compiled, information is presented for those years for which information is available.

State of Delaware - DPERS
Changes in Single Employer Plans' Net Pension Liability and Related Ratios
Last 10 Fiscal Years *
(Dollar amounts in thousands)

Closed State Police	Measurement Date								
	2022	2021	2020	2019	2018	2017	2016	2015	2014
Total Pension Liability									
Interest	\$ 8,250	\$ 8,646	\$ 12,221	\$ 13,519	\$ 14,023	\$ 12,238	\$ 12,512	\$ 16,173	\$ 16,319
Change in Benefit Terms	—	—	—	—	—	—	—	—	—
Experience	(3,541)	97	(4,581)	(17,126)	6,599	860	717	18,518	—
Changes of Assumptions	(49,958)	8,125	52,535	13,648	(16,687)	(33,784)	45,205	23,078	12,942
Benefit Payments, Including Refunds of Member Contributions	(22,358)	(22,652)	(22,899)	(22,555)	(22,641)	(22,895)	(23,098)	(23,125)	(23,301)
Net Change in Total Pension Liability	(67,607)	(5,784)	37,276	(12,514)	(18,706)	(43,581)	35,336	34,644	5,960
Total Pension Liability - Beginning	396,605	402,389	365,113	377,627	396,333	439,914	404,578	369,934	363,974
Total Pension Liability - Ending (a)	<u>\$ 328,998</u>	<u>\$ 396,605</u>	<u>\$ 402,389</u>	<u>\$ 365,113</u>	<u>\$ 377,627</u>	<u>\$ 396,333</u>	<u>\$ 439,914</u>	<u>\$ 404,578</u>	<u>\$ 369,934</u>
Plan Fiduciary Net Position									
Contributions - Employer	\$ 23,225	\$ 23,175	\$ 20,333	\$ 20,235	\$ 22,750	\$ 23,067	\$ 23,300	\$ 23,473	\$ 23,064
Net Investment Income	(667)	3,238	473	305	1,292	1,268	(840)	364	(3)
Benefit Payments, Including Refunds of Member Contributions	(22,358)	(22,652)	(22,899)	(22,555)	(22,641)	(22,896)	(23,098)	(23,125)	(23,301)
Administrative Expense	(38)	(37)	(40)	(44)	(40)	(42)	(48)	(60)	(46)
Net Change in Plan Fiduciary Net Position	162	3,724	(2,133)	(2,059)	1,361	1,397	(686)	652	(286)
Plan Fiduciary Net Position - Beginning	4,258	534	2,667	4,726	3,365	1,968	2,654	2,002	2,288
Plan Fiduciary Net Position - Ending (b)	<u>\$ 4,420</u>	<u>\$ 4,258</u>	<u>\$ 534</u>	<u>\$ 2,667</u>	<u>\$ 4,726</u>	<u>\$ 3,365</u>	<u>\$ 1,968</u>	<u>\$ 2,654</u>	<u>\$ 2,002</u>
State's Net Pension Liability (Asset) - Ending (a)-(b)	<u>\$ 324,578</u>	<u>\$ 392,347</u>	<u>\$ 401,855</u>	<u>\$ 362,446</u>	<u>\$ 372,901</u>	<u>\$ 392,968</u>	<u>\$ 437,946</u>	<u>\$ 401,924</u>	<u>\$ 367,932</u>
Plan Fiduciary Net Position as a Percentage of Total Pension Liability	1 %	1 %	— %	1 %	1 %	1 %	— %	1 %	1 %
Covered Payroll	\$ —	\$ —	\$ —	\$ —	\$ —	\$ —	\$ —	\$ —	\$ —
State's Net Pension Liability as a Percentage of Covered Payroll	N/A	N/A	N/A	N/A	N/A	N/A	N/A	N/A	N/A

Notes to Schedule

Benefit Changes: None

Changes of Assumptions: None

* This schedule is presented to illustrate the requirement to show information for 10 years. However, until a full 10-year trend is compiled, information is presented for those years for which information is available.

**DPERS - State Employees' Plan
Schedule of Contributions
Last 10 Fiscal Years *
(Dollar amounts in thousands)**

Contributions	*2022	2021	2020	2019	2018	2017	2016	2015	2014	2013
Contractually Required Contribution	\$ 257,444	\$ 242,326	\$ 231,433	\$ 220,248	\$ 185,484	\$ 168,276	\$ 165,301	\$ 161,259	\$ 158,956	\$ 146,620
Contributions in Relation to the Contractually Required Contribution	257,444	242,326	231,433	220,248	185,484	168,276	165,301	161,259	158,956	146,620
Contribution Excess	<u>\$ —</u>	<u>\$ —</u>	<u>\$ —</u>	<u>\$ —</u>	<u>\$ —</u>	<u>\$ —</u>	<u>\$ —</u>	<u>\$ —</u>	<u>\$ —</u>	<u>\$ —</u>
Covered Payroll	\$2,071,760	\$1,962,954	\$1,936,497	\$1,863,303	\$1,781,668	\$1,756,537	\$1,725,473	\$1,686,806	\$1,673,099	\$1,712,613
Contributions as a Percentage of Covered Payroll	12.5 %	12.3 %	12.0 %	11.8 %	10.4 %	9.6 %	9.6 %	9.6 %	9.5 %	8.6 %

* The total FY22 contributions are estimated since the Net Pension Liability for each applicable employer was not calculated.

**DPERS' Pension Plans
Schedule of Contributions
Last 10 Fiscal Years
(Dollar amounts in thousands)**

Special

No contributions were made to the plan for the past ten years.

New State Police

	2022	2021	2020	2019	2018	2017	2016	2015	2014	2013
Actuarial Determined Contributions	\$ 18,378	\$ 17,441	\$ 16,571	\$ 15,801	\$ 13,202	\$ 11,096	\$ 11,001	\$ 10,730	\$ 10,500	\$ 9,292
Contributions in Relation to the Actuarial Determined Contribution	18,378	17,441	16,571	15,801	13,202	11,096	11,001	10,730	10,500	9,292
Contribution Deficiency (Excess)	<u>\$ —</u>	<u>\$ —</u>	<u>\$ —</u>	<u>\$ —</u>	<u>\$ —</u>	<u>\$ —</u>	<u>\$ —</u>	<u>\$ —</u>	<u>\$ —</u>	<u>\$ —</u>
Covered Payroll	72,697	70,241	68,704	65,214	62,360	61,002	59,144	57,973	55,067	56,289
Contribution as a Percentage of Covered Payroll	25 %	25 %	24 %	24 %	21 %	18 %	19 %	19 %	19 %	17 %

Judiciary

	2022	2021	2020	2019	2018	2017	2016	2015	2014	2013
Actuarial Determined Contributions	\$ 2,055	\$ 1,985	\$ 2,055	\$ 2,211	\$ 2,112	\$ 2,347	\$ 2,237	\$ 2,640	\$ 2,839	\$ 2,762
Contributions in Relation to the Actuarial Determined Contribution	2,055	1,985	2,055	2,211	2,112	2,347	2,237	2,640	2,839	2,762
Contribution Deficiency (Excess)	<u>\$ —</u>	<u>\$ —</u>	<u>\$ —</u>	<u>\$ —</u>	<u>\$ —</u>	<u>\$ —</u>	<u>\$ —</u>	<u>\$ —</u>	<u>\$ —</u>	<u>\$ —</u>
Covered Payroll	11,202	11,133	10,872	\$ 10,725	\$ 10,629	\$ 10,604	\$ 10,400	\$ 9,988	\$ 10,244	\$ 10,416
Contribution as a Percentage of Covered Payroll	18 %	18 %	19 %	21 %	20 %	22 %	22 %	26 %	28 %	27 %

Closed State Police

	2022	2021	2020	2019	2018	2017	2016	2015	2014	2013
Actuarial Determined Contributions	\$ 26,030	\$ 26,020	\$ 25,527	\$ 25,066	\$ 25,552	\$ 25,978	\$ 23,300	\$ 26,310	\$ 25,696	\$ 25,696
Contributions in Relation to the Actuarial Determined Contribution	23,225	23,175	20,333	20,235	22,750	23,067	23,300	23,473	23,064	23,064
Contribution Deficiency (Excess)	<u>\$ 2,805</u>	<u>\$ 2,845</u>	<u>\$ 5,194</u>	<u>\$ 4,831</u>	<u>\$ 2,802</u>	<u>\$ 2,911</u>	<u>\$ —</u>	<u>\$ 2,837</u>	<u>\$ 2,632</u>	<u>\$ 2,632</u>
Covered Payroll	N/A	N/A	N/A	N/A	N/A	N/A	N/A	N/A	N/A	N/A
Contribution as a Percentage of Covered Payroll	N/A	N/A	N/A	N/A	N/A	N/A	N/A	N/A	N/A	N/A

Notes to Schedule

Actuarial determined contribution rates are calculated as of June 30, two years prior to the end of the fiscal year in which contributions are reported, with exceptions of Special and Closed State Police plans whose contributions are calculated one year prior to the end of the fiscal year.

	Special	New State Police	Judiciary	Closed State Police
Valuation Date:	June 30, 2021	June 30, 2020	June 30, 2020	June 30, 2021
Actuarial Cost Method	Entry Age Normal	Entry Age Normal	Entry Age Normal	Entry Age Normal
Amortization Method	N/A	Closed Level Percent of Payroll	Open 20-Year Level Percent of Payroll	Closed 15-Year Level Dollar Amortization
Period	N/A	17.3 years	20 years	15 years
Asset Valuation Method	5-year Smoothed Market	5-year Smoothed Market	5-year Smoothed Market	5-year Market
Inflation	2.5%	2.5%	2.5%	2.5%
Amortization Growth Rate	N/A	2.5%	2.5%	N/A
Discount Rate	7.0%	7.0%	7.0%	7.0%
Retirement Age	In the 2016 actuarial experience study, expected retirement ages of general employees were adjusted to more closely reflect actual experience.			
Mortality	In the 2016 actuarial experience study, mortality rates were based on the RP-2014 tables with gender adjustments for healthy annuitants and disabled retirees and an adjusted version on MP-2015 mortality improvement scale on a fully generational basis.			

DeIDOT- Delaware Transit Corporation
Changes in DTC Plan Net Pension Liability and Related Ratios
Last 10 Fiscal Years *
(Dollar amounts in thousands)

	Measurement Date							
	2021	2020	2019	2018	2017	2016	2015	2014
Total Pension Liability								
Service Cost	\$ 1,643	\$ 1,465	\$ 1,289	\$ 1,137	\$ 1,060	\$ 873	\$ 843	\$ 840
Interest	2,474	2,252	2,077	1,920	1,691	1,724	1,612	1,483
Changes of Benefit Terms	—	—	209	—	—	—	—	—
Differences between Expected and Actual Experience	237	712	(1,095)	(294)	(192)	(693)	(297)	—
Changes of Assumptions	—	—	1,154	489	1,530	—	—	—
Benefit Payments, Including Refunds of Member Contributions	(1,351)	(1,169)	(1,103)	(899)	(753)	(705)	(629)	(569)
Net Change in Total Pension Liability	3,003	3,260	2,531	2,353	3,336	1,199	1,529	1,754
Total Pension Liability - Beginning	36,020	32,760	30,229	27,876	24,540	23,341	21,812	20,058
Total Pension Liability - Ending (a)	<u>\$ 39,023</u>	<u>\$ 36,020</u>	<u>\$ 32,760</u>	<u>\$ 30,229</u>	<u>\$ 27,876</u>	<u>\$ 24,540</u>	<u>\$ 23,341</u>	<u>\$ 21,812</u>
Plan Fiduciary Net Position								
Contributions - Employer	\$ 1,648	\$ 1,493	\$ 1,343	\$ 1,255	\$ 1,104	\$ 1,104	\$ 1,176	\$ 1,158
Contributions - Member	265	217	186	145	116	81	57	30
Net Investment Income	8,980	1,945	1,805	2,261	2,529	405	555	2,443
Benefit Payments, Including Refunds of Member Contributions	(1,351)	(1,169)	(1,103)	(899)	(753)	(705)	(629)	(569)
Administrative Expense	(77)	(208)	(149)	(134)	(161)	(166)	(94)	(116)
Other	—	—	—	3	—	—	—	—
Net Change in Plan Fiduciary Net Position	9,465	2,278	2,082	2,631	2,835	719	1,065	2,946
Plan Fiduciary Net Position - Beginning	32,494	30,216	28,134	25,503	22,668	21,949	20,884	17,938
Plan Fiduciary Net Position - Ending (b)	<u>\$ 41,959</u>	<u>\$ 32,494</u>	<u>\$ 30,216</u>	<u>\$ 28,134</u>	<u>\$ 25,503</u>	<u>\$ 22,668</u>	<u>\$ 21,949</u>	<u>\$ 20,884</u>
Corporation's Net Pension Liability - Ending (a)-(b)	<u>\$ (2,936)</u>	<u>\$ 3,526</u>	<u>\$ 2,544</u>	<u>\$ 2,095</u>	<u>\$ 2,373</u>	<u>\$ 1,872</u>	<u>\$ 1,392</u>	<u>\$ 928</u>
Plan Fiduciary Net Position as a Percentage of Total Pension Liability	108 %	90 %	92 %	93 %	91 %	92 %	94 %	96 %
Covered Payroll	\$ 18,215	\$ 16,552	\$ 15,099	\$ 14,985	\$ 14,161	\$ 13,142	\$ 12,261	\$ 12,371
State's Net Pension Liability as a Percentage of Covered Payroll	(16)%	21 %	17 %	14 %	17 %	14 %	11 %	8 %

Benefit Changes: None

Changes of Assumptions: None

* This schedule is presented to illustrate the requirement to show information for 10 years. However, until a full 10-year trend is compiled, information is presented for those years for which information is available.

DeDOT- Delaware Transit Corporation
Changes in DTC - Contributory Plan Net Pension Liability and Related Ratios
Last 10 Fiscal Years *
(Dollar amounts in thousands)

	Measurement Date							
	2021	2020	2019	2018	2017	2016	2015	2014
Total Pension Liability								
Service Cost	\$ 2,216	\$ 2,184	\$ 2,081	\$ 2,194	\$ 2,098	\$ 2,048	\$ 1,976	\$ 1,766
Interest	4,834	4,472	4,168	3,680	3,406	3,209	2,925	2,675
Change in Benefit Terms	1,789	1,492	1,160	1,238	1,042	197	1,473	1,030
Differences between Expected and Actual Experience	(847)	405	(137)	(647)	(121)	(217)	(112)	4
Changes of Assumptions	—	—	—	3,340	—	—	—	—
Benefit Payments, Including Refunds of Member Contributions	(3,567)	(3,269)	(2,793)	(2,674)	(2,531)	(2,411)	(2,134)	(2,103)
Net Change in Total Pension Liability	4,425	5,284	4,479	7,131	3,894	2,826	4,128	3,372
Total Pension Liability - Beginning	68,598	63,314	58,834	51,703	47,809	44,983	40,855	37,483
Total Pension Liability - Ending (a)	<u>\$ 73,023</u>	<u>\$ 68,598</u>	<u>\$ 63,313</u>	<u>\$ 58,834</u>	<u>\$ 51,703</u>	<u>\$ 47,809</u>	<u>\$ 44,983</u>	<u>\$ 40,855</u>
Plan Fiduciary Net Position								
Contributions - Employer	\$ 1,190	\$ 1,347	\$ 1,400	\$ 1,213	\$ 1,048	\$ 1,080	\$ 1,253	\$ 909
Contributions - Member	1,517	1,596	1,584	1,499	1,344	1,360	1,387	1,263
Net Investment \Income	8,073	9,377	9,507	(2,786)	6,743	2,550	(869)	2,606
Benefit Payments, Including Refunds of Member Contributions	(3,567)	(3,269)	(2,793)	(2,674)	(2,531)	(2,411)	(2,134)	(2,103)
Administrative Expense	(98)	(94)	(109)	(91)	(106)	(94)	(99)	(134)
Net change in Plan Fiduciary Net Position	7,115	8,957	9,589	(2,839)	6,498	2,485	(462)	2,541
Plan Fiduciary Net Position - Beginning	66,264	57,307	47,718	50,557	44,059	41,574	42,036	39,495
Plan Fiduciary Net Position - Ending (b)	<u>\$ 73,379</u>	<u>\$ 66,264</u>	<u>\$ 57,307</u>	<u>\$ 47,718</u>	<u>\$ 50,557</u>	<u>\$ 44,059</u>	<u>\$ 41,574</u>	<u>\$ 42,036</u>
Corporation's Net Pension Liability (Asset) - ending (a)-(b)	<u>\$ (356)</u>	<u>\$ 2,334</u>	<u>\$ 6,006</u>	<u>\$ 11,116</u>	<u>\$ 1,146</u>	<u>\$ 3,750</u>	<u>\$ 3,409</u>	<u>\$ (1,181)</u>
Plan Fiduciary Net Position as a Percentage of Total Pension Liability	100 %	97 %	91 %	81 %	98 %	92 %	92 %	103 %
Covered Payroll	\$ 32,633	\$ 33,162	\$ 32,277	\$ 31,684	\$ 27,383	\$ 27,472	\$ 28,203	\$ 27,627
State's Net Pension Liability (Asset) as a Percentage of Covered Payroll	(1)%	7 %	19 %	35 %	4 %	14 %	12 %	(4)%

Notes to Schedule

Benefit Changes: Effective January 1, 2021, the multiplier for employees who retire after December 31, 2020, was increased to a monthly benefit per year of service of \$76.00

Changes of Assumptions: None

* This schedule is presented to illustrate the requirement to show information for 10 years. However, until a full 10-year trend is compiled, information is presented for those years for which information is available.

DelDOT - Delaware Transit Corporation
Schedule of Contributions
Last 10 Fiscal Years
(Dollar amounts in thousands)

DTC Plan (as of June 30)	2022	2021	2020	2019	2018	2017	2016	2015	2014	2013
Actuarially Determined Contributions	\$ 1,826	\$ 1,648	\$ 1,493	\$ 1,343	\$ 1,255	\$ 980	\$ 1,104	\$ 1,176	\$ 1,156	\$ 963
Contributions in Relation to the Actuarially Determined Contribution	1,826	1,648	1,493	1,343	1,141	1,104	1,104	1,176	1,158	963
Contribution Deficiency (Excess)	<u>\$ —</u>	<u>\$ —</u>	<u>\$ —</u>	<u>\$ —</u>	<u>\$ 114</u>	<u>\$ (124)</u>	<u>\$ —</u>	<u>\$ —</u>	<u>\$ (2)</u>	<u>\$ —</u>
Covered Payroll	\$ 19,246	\$ 18,215	\$ 16,552	\$ 15,099	\$ 14,985	\$ 14,161	\$ 13,142	\$ 12,261	\$ 12,099	\$ 11,041
Contribution as a Percentage of Covered Payroll	9 %	9 %	9 %	9 %	8 %	8 %	8 %	10 %	10 %	9 %
 Contributory Plan (as of December 31)	 2021	 2020	 2019	 2018	 2017	 2016	 2015	 2014	 2013	 2012
Actuarially Determined Contributions	\$ 1,251	\$ 1,531	\$ 1,465	\$ 1,063	\$ 1,027	\$ 1,012	\$ 857	\$ 635	\$ 773	\$ 715
Contributions in Relation to the Actuarially Determined Contribution	1,190	1,347	1,400	1,213	1,048	1,080	1,253	909	1,250	1,080
Contribution Deficiency (Excess)	<u>\$ 61</u>	<u>\$ 184</u>	<u>\$ 65</u>	<u>\$ (150)</u>	<u>\$ (21)</u>	<u>\$ (68)</u>	<u>\$ (396)</u>	<u>\$ (274)</u>	<u>\$ (477)</u>	<u>\$ (365)</u>
Covered Payroll	\$ 32,633	\$ 33,162	\$ 32,277	\$ 31,684	\$ 27,383	\$ 27,472	\$ 28,203	\$ 25,748	\$ 25,579	\$ 22,985
Contribution as a Percentage of Covered Payroll	4 %	4 %	4 %	4 %	4 %	4 %	4 %	4 %	5 %	5 %

Notes to Schedule

Valuation data:

Actuarially determined contribution amounts are calculated as of the beginning of the fiscal year (July 1) for the year immediately following the fiscal year.

DTC Plan Methods and Assumptions used to determine contribution rates:

Actuarial Cost Method	Entry Age Normal
Amortization Method	Level Percentage of Payroll (Closed), Increasing 2% per Year
Remaining Amortization Period	Range from 10 to 20 Years
Asset Valuation Method	Five-year Market Smoothed
Inflation	2 percent
Salary Increases	2.5 percent, including inflation percent
Return	7.0 percent, Net of Pension Plan Investment Expense, Including Inflation
Retirement Age	Rates vary by participant age and service
Mortality	RP-2014 Mortality with generational projection using scale MP-2017

Valuation data:

Actuarially determined contribution amounts are calculated as of the beginning of the plan year (January 1).

Contributory Plan Methods and Assumptions used to determine contribution rates:

Actuarial Cost Method	Entry Age Normal
Amortization Method	Level Percentage of Pay
Remaining Amortization Period	15 years rolling
Asset Valuation Method	Five-year Market Smoothed
Inflation	2.5 percent
Salary Increases	2.5 percent
Investment Rate of Return	7.0 percent
Retirement Age	Rates vary by participant age and service
Mortality	Sex distinct RP-2014 Blue Collar Mortality, Fully Generational, using Scale MP-2018

State of Delaware - OPEB Trust
Schedule of Proportionate Share of the Net OPEB Liability
Last 10 Fiscal Years *
(Dollar amounts in thousands)

Proportionate Share of Net OPEB Liability	Measurement Date					
	2021	2020	2019	2018	2017	2016
Proportion of the Net OPEB Liability	90.4 %	90.2 %	89.9 %	90.2 %	90.4 %	90.7 %
Proportion of the Net OPEB Liability - dollar value	\$ 9,114,866	\$9,389,866	\$7,168,125	\$7,407,028	\$7,463,708	\$8,240,222
Covered Payroll	\$ 2,064,173	\$1,993,577	\$1,883,250	\$1,851,399	\$1,855,280	\$1,846,178
Proportionate Share of the Net OPEB Liability as a Percentage of its Covered Payroll	441.57 %	471.01 %	380.63 %	380.63 %	400.1 %	405.6 %
Plan Fiduciary Net Position as a Percentage of the Total OPEB Liability	6.1 %	4.3 %	4.9 %	4.9 %	4.4 %	4.1 %

* This schedule is presented to illustrate the requirement to show information for 10 years. However, until a full 10-year trend is compiled, information is presented for those years for which information is available.

**State of Delaware - OPEB Trust
Schedule of Contributions
Last 10 Fiscal Years *
(Dollar amounts in thousands)**

	** 2022	2021	2020	2019	2018	2017	2016
Statutorily Determined Contributions (a)	\$ 246,562	\$ 241,345	\$ 249,208	\$ 226,053	\$ 202,652	\$ 214,465	\$ 197,438
Contributions in Relation to the Statutorily Determined Contribution	246,562	241,345	249,208	226,053	202,652	214,465	197,438
Contribution Deficiency (Excess)	\$ —	\$ —	\$ —	\$ —	\$ —	\$ —	\$ —
Covered Payroll	\$ 2,096,760	\$ 2,064,173	\$ 1,993,577	\$ 1,883,250	\$ 1,851,399	\$ 1,855,280	\$ 1,846,178
Contributions as a Percentage of Covered Payroll	10.6 %	11.7 %	12.5 %	12.0 %	10.9 %	11.6 %	10.7 %

(a) The Plan is not currently being pre-funded, so there is no actuarially determined contribution. The State operates on a pay-as-you-go basis; therefore, the participating employers base their calculations into the OPEB Trust on the expected benefit payments.

* This schedule is presented to illustrate the requirement to show information for 10 years. However, until a full 10-year trend is compiled, information is presented for those years for which information is available.

** The total FY22 contributions are estimated since the Net OPEB Liability for each applicable employer was not calculated.

Notes to Schedule

Benefit Changes: *None*

Changes of Assumptions: *None*

Delaware Transit Corporation - OPEB Trust

State of Delaware - DTC OPEB Trust Changes in Net OPEB Liability and Related Ratios Last 10 Fiscal Years *

(Dollar amounts in thousands)

	Measurement Date				
	2021	2020	2019	2018	2017
Total DTC OPEB Liability					
Service Cost	\$ 10,690	\$ 12,581	\$ 10,497	\$ 11,454	\$ 13,166
Interest	4,358	5,696	5,571	5,786	4,801
Differences between Expected and Actual Experience	(674)	(37,630)	(955)	(23,812)	(1,365)
Changes of Assumptions	19,483	18,030	15,478	1,137	(21,367)
Benefit Payments, Including Refunds of Member Contributions	(2,962)	(2,703)	(2,516)	(2,280)	(2,072)
Net Change in Total Pension Liability	30,895	(4,026)	28,075	(7,715)	(6,837)
Total DTC OPEB Liability - Beginning	179,681	183,707	155,632	163,347	170,184
Total DTC OPEB Liability - Ending (a)	<u>\$ 210,576</u>	<u>\$ 179,681</u>	<u>\$ 183,707</u>	<u>\$ 155,632</u>	<u>\$ 163,347</u>
Plan Fiduciary Net Position					
Contributions - Employer	\$ 2,962	\$ 2,703	\$ 2,516	\$ 2,280	\$ 3,572
Net Investment Income	1,342	282	261	589	(20)
Benefit Payments, Including Refunds of Member Contributions	(2,962)	(2,703)	(2,516)	(2,280)	(2,072)
Administrative Expense	—	(11)	—	—	—
Net Change in Plan Fiduciary Net Position	1,342	271	261	589	1,480
Plan Fiduciary Net Position - Beginning	4,857	4,586	4,325	3,736	2,256
Plan Fiduciary Net Position - Ending (b)	<u>6,199</u>	<u>4,857</u>	<u>4,586</u>	<u>4,325</u>	<u>3,736</u>
DTC OPEB Trust's Net OPEB Liability - Ending (a)-(b)	<u>\$ 204,377</u>	<u>\$ 174,824</u>	<u>\$ 179,121</u>	<u>\$ 151,307</u>	<u>\$ 159,611</u>
Plan Fiduciary Net Position as a Percentage of Total DTC OPEB Liability	3 %	3 %	3 %	3 %	2 %
Covered Payroll	\$ 59,855	\$ 58,119	\$ 53,654	\$ 52,732	\$ 50,228
DTC's Net OPEB Liability as a Percentage of Covered Payroll	341 %	301 %	334 %	287 %	318 %

Notes to Schedule

Benefit Changes: None

Changes of Assumptions: The discount rate was changed from 2.45% as of June 30, 2020 to 1.92% as of June 30, 2021.

* This schedule is presented to illustrate the requirement to show information for 10 years. However, until a full 10-year trend is compiled, information is presented for those years for which information is available.

**State of Delaware
Annual Comprehensive
Financial Report**

**Supplementary
Information —
Combining Statements**

STATE OF DELAWARE
COMBINING STATEMENT OF FIDUCIARY NET POSITION
JUNE 30, 2022
(Expressed in Thousands)

	Pension Trust													
	State Employees' Pension Plan	Special Fund	New State Police Plan	Judiciary Pension Plans	County and Municipal Police and Firefighters' Plans	County and Municipal Other Employees' Plan	Delaware Volunteer Fireman's Fund	Closed Diamond State Port Corporation Plan	County and Municipal Police and Firefighters' COLA Fund	DPERS Post Retirement Increase Fund	Closed State Police Plan	Pension Trust Totals	OPEB Trust	Total Pension and OPEB Trusts
Assets														
Cash, Cash Equivalents and Pooled Investments	\$ 876,339	\$ 12	\$ 51,828	\$ 8,259	\$ 44,540	\$ 7,022	\$ 849	\$ 2,841	\$ 1,699	\$ 2,306	\$ 364	\$ 996,059	\$ 75,403	\$ 1,071,462
Receivables:														
Accrued Investment Income	10,912	—	646	103	556	88	12	35	21	28	4	12,405	560	12,965
Pending Trade Sales	18,269	—	1,082	173	930	147	—	59	36	47	8	20,751	938	21,689
Employer Contributions	18,280	—	1,392	91	237	183	3	207	—	1,696	—	22,089	15,902	37,991
Member Contributions	6,620	—	359	23	104	78	1	—	—	—	—	7,185	—	7,185
Total Receivables	54,081	—	3,479	390	1,827	496	16	301	57	1,771	12	62,430	17,400	79,830
Investments at Fair Value:														
Domestic Fixed Income	957,345	13	56,713	9,031	48,738	7,686	—	3,106	1,859	2,489	394	1,087,374	49,156	1,136,530
Domestic Equities	2,398,894	33	142,110	22,631	122,128	19,260	—	7,783	4,659	6,237	986	2,724,721	123,175	2,847,896
Pooled Equity and Fixed Income	3,427,886	47	203,068	32,338	174,514	27,522	21,677	11,121	6,657	8,912	1,409	3,915,151	176,011	4,091,162
Alternative Investments	2,323,489	32	137,643	21,920	118,289	18,655	—	7,538	4,512	6,040	955	2,639,073	119,303	2,758,376
Foreign Fixed Income	37,189	1	2,203	351	1,893	298	—	121	73	97	15	42,241	1,910	44,151
Foreign Equities	760,765	10	45,068	7,177	38,731	6,108	—	2,468	1,477	1,978	313	864,095	39,063	903,158
Total Investments	9,905,568	136	586,805	93,448	504,293	79,529	21,677	32,137	19,237	25,753	4,072	11,272,655	508,618	11,781,273
Total Assets	10,835,988	148	642,112	102,097	550,660	87,047	22,542	35,279	20,993	29,830	4,448	12,331,144	601,421	12,932,565
Liabilities														
Pending Purchases Payable	24,705	1	1,464	233	1,258	199	13	80	48	64	10	28,075	1,268	29,343
Benefits Payable	1,450	—	13	—	80	33	24	3	—	—	11	1,614	17,098	18,712
Accrued Investment Expenses	6,302	—	370	59	318	52	1	20	11	16	4	7,153	319	7,472
Accrued Administrative Expenses	336	—	5	1	8	5	3	1	—	—	2	361	—	361
Total Liabilities	32,793	1	1,852	293	1,664	289	41	104	59	80	27	37,203	18,685	55,888
Net Position Restricted for Pension/OPEB	\$10,803,195	\$ 147	\$ 640,260	\$101,804	\$548,996	\$86,758	\$22,501	\$35,175	\$20,934	\$29,750	\$4,421	\$12,293,941	\$582,736	\$12,876,677

STATE OF DELAWARE
COMBINING STATEMENT OF CHANGES IN FIDUCIARY NET POSITION
FOR THE FISCAL YEAR ENDED JUNE 30, 2022
(Expressed in Thousands)

	Pension Trust													
	State Employees' Pension Plan	Special Fund	New State Police Plan	Judiciary Pension Plans	County and Municipal Police and Firefighters' Plans	County and Municipal Other Employees' Plan	Delaware Volunteer Fireman's Fund	Closed Diamond State Port Corporation Plan	County and Municipal Police and Firefighters' COLA Fund	DPEPS Post Retirement Increase Fund	Closed State Police Plan	Pension Trust Totals	OPEB Trust	Total Pension & OPEB Trusts
Additions														
Contributions:														
Employer Contributions	\$ 301,726	\$ 3	\$ 18,490	\$ 2,071	\$ 16,685	\$ 4,151	\$ 1,911	\$ 207	\$ —	\$ 34,148	\$ 23,225	\$ 402,617	\$ 273,280	\$ 675,897
Transfer of Contributions from Post-Retirement Increase Fund	12,052	—	425	75	—	—	—	—	—	—	—	12,552	—	12,552
Transfer of Assets from Outside the System	—	—	5,062	373	7,549	1,596	—	—	4,832	—	—	19,412	132	19,544
Member Contributions	85,416	—	—	—	—	—	120	—	—	—	—	85,536	—	85,536
Miscellaneous Receipts	—	—	3	—	—	—	—	—	—	—	—	3	—	3
Total Contributions	399,194	3	23,980	2,519	24,234	5,747	2,031	207	4,832	34,148	23,225	520,120	273,412	793,532
Investments:														
Investment Earnings	125,962	2	7,381	1,190	6,267	979	507	416	206	247	154	143,311	6,326	149,637
Net Change in Fair Value	(1,787,555)	(26)	(105,543)	(16,873)	(90,244)	(14,179)	(4,160)	(5,827)	(3,269)	(4,729)	(777)	(2,033,182)	(91,087)	(2,124,269)
Total Investment Earnings	(1,661,593)	(24)	(98,162)	(15,683)	(83,977)	(13,200)	(3,653)	(5,411)	(3,063)	(4,482)	(623)	(1,889,871)	(84,761)	(1,974,632)
Less Investment Manager/Advisor/Custody Fees	(31,274)	—	(1,838)	(295)	(1,568)	(248)	(17)	(103)	(53)	(68)	(41)	(35,505)	(1,580)	(37,085)
Less Investment Administrative Expenses	(802)	—	(12)	(1)	(18)	(13)	—	(4)	—	—	(5)	(855)	—	(855)
Net Investment Earnings	(1,693,669)	(24)	(100,012)	(15,979)	(85,563)	(13,461)	(3,670)	(5,518)	(3,116)	(4,550)	(669)	(1,926,231)	(86,341)	(2,012,572)
Securities Lending Income	1,242	—	73	12	61	9	—	4	2	2	2	1,407	62	1,469
Less Bank Fees	(186)	—	(11)	(2)	(9)	(1)	—	(1)	—	—	—	(210)	(9)	(219)
Net Securities Lending Income	1,056	—	62	10	52	8	—	3	2	2	2	1,197	53	1,250
Total Additions	(1,293,419)	(21)	(75,970)	(13,450)	(61,277)	(7,706)	(1,639)	(5,308)	1,718	29,600	22,558	(1,404,914)	187,124	(1,217,790)
Deductions:														
Transfer of Assets from Post-Retirement Increase Fund	—	—	—	—	—	—	—	—	—	12,552	—	12,552	—	12,552
Transfer of Assets Outside the System	—	—	—	—	—	—	—	—	3,723	—	—	3,723	—	3,723
Pension & OPEB Benefit Payments	733,038	20	28,197	6,386	15,056	2,186	2,469	2,637	—	—	22,256	812,245	254,504	1,066,749
Refunds of Contributions to Members	8,486	—	2	—	278	165	84	41	—	—	—	9,056	—	9,056
Burial Benefit Payments	6,876	—	7	—	21	—	—	—	—	—	102	7,006	—	7,006
Administrative Expenses	6,059	1	100	15	164	117	57	23	1	—	38	6,575	135	6,710
Total Deductions	754,459	21	28,306	6,401	15,519	2,468	2,610	2,701	3,724	12,552	22,396	851,157	254,639	1,105,796
Change in Net Position	(2,047,878)	(42)	(104,276)	(19,851)	(76,796)	(10,174)	(4,249)	(8,009)	(2,006)	17,048	162	(2,256,071)	(67,515)	(2,323,586)
Net Position Restricted for Pension/OPEB:														
Net Position-Beginning	12,851,073	189	744,536	121,655	625,792	96,932	26,750	43,184	22,940	12,702	4,259	14,550,012	650,251	15,200,263
Net Position-Ending	\$10,803,195	\$ 147	\$640,260	\$101,804	\$ 548,996	\$ 86,758	\$ 22,501	\$ 35,175	\$ 20,934	\$ 29,750	\$ 4,421	\$ 12,293,941	\$582,736	\$12,876,677

STATE OF DELAWARE
COMBINING STATEMENT OF FIDUCIARY NET POSITION
INVESTMENT TRUST FUNDS
JUNE 30, 2022

(Expressed in Thousands)

	Delaware Local Government Retirement Investment Pool	Delaware Local Government OPEB Investment Trust	Total Investment Trust Funds
Assets:			
Cash and Cash Equivalents	\$ 176	\$ 2,217	\$ 2,393
Receivables:			
Accrued Investment Income	2	28	30
Pending Trade Sales	4	46	50
Investments, at Fair Value:			
Domestic Fixed Income	193	2,426	2,619
Domestic Equities	483	6,079	6,562
Pooled Equity and Fixed Income	690	8,687	9,377
Alternative Investments	468	5,888	6,356
Foreign Fixed Income	7	94	101
Foreign Equities	153	1,928	2,081
Total Assets	2,176	27,393	29,569
Liabilities:			
Pending Purchases Payable	5	63	68
Accrued Investment Expense	1	15	16
Total Liabilities	6	78	84
Net Position:			
Net Position Held in Trust for Pool Participants	<u>\$ 2,170</u>	<u>\$ 27,315</u>	<u>\$ 29,485</u>

STATE OF DELAWARE
COMBINING STATEMENT OF CHANGES IN FIDUCIARY NET POSITION
INVESTMENT TRUST FUNDS
FOR THE FISCAL YEAR ENDED
JUNE 30, 2022

(Expressed in Thousands)

	Delaware Local Government Retirement Investment Trust Funds	Delaware Local Government OPEB Investment Trust	Total Investment Trust Funds
Additions:			
Contributions:			
Transfer of Assets from Outside the Trust	\$ —	\$ 2,736	\$ 2,736
Total Contributions	<u>—</u>	<u>2,736</u>	<u>2,736</u>
Investments:			
Investment Earnings	29	299	328
Net Change in Fair Value of Investments	<u>(356)</u>	<u>(4,253)</u>	<u>(4,609)</u>
Total Investment Earnings (Loss)	(327)	(3,954)	(4,281)
Less Investment Manager/Advisor/Custody Fees	<u>(7)</u>	<u>(74)</u>	<u>(81)</u>
Net Investment Earnings	<u>(334)</u>	<u>(4,028)</u>	<u>(4,362)</u>
Net Securities Lending Income	<u>—</u>	<u>2</u>	<u>2</u>
Total Additions	<u>(334)</u>	<u>(1,290)</u>	<u>(1,624)</u>
Deductions:			
Transfer of Assets Outside the Trust	953	1,656	2,609
Administrative Expenses	<u>—</u>	<u>2</u>	<u>2</u>
Total Deductions	<u>953</u>	<u>1,658</u>	<u>2,611</u>
Change in Net Position	<u>(1,287)</u>	<u>(2,948)</u>	<u>(4,235)</u>
Net Position - Beginning	<u>3,457</u>	<u>30,263</u>	<u>33,720</u>
Net Position - Ending	<u>\$ 2,170</u>	<u>\$ 27,315</u>	<u>\$ 29,485</u>

STATE OF DELAWARE
COMBINING STATEMENT OF NET POSITION
CUSTODIAL FUNDS
FOR THE FISCAL YEAR ENDED
JUNE 30, 2022
(Expressed in Thousands)

	Child Support Collection	Court Fines and Restitution	All Other Custodial Funds	Total Custodial Funds
Assets:				
Cash and Cash Equivalents	\$ 1,774	\$ 19,139	\$ 2,671	\$ 23,584
Pooled Cash and Investments	405	47,835	73,528	\$ 121,768
Receivables:				
Other Receivables	384	3,165	—	3,548
Pending Trade Sales	—	—	—	—
Investments, at Fair Value:				
Short Term Investments	—	—	893	893
Total Assets	2,562	70,139	77,092	149,793
Liabilities:				
Total Liabilities	—	—	—	—
Net Position:				
Net Position Restricted for Other Governments and Individuals	\$ 2,562	\$ 70,139	\$ 77,092	\$ 149,793

STATE OF DELAWARE
COMBINING STATEMENT OF CHANGES IN NET POSITION
CUSTODIAL FUNDS
FOR THE FISCAL YEAR ENDED
JUNE 30, 2022

(Expressed in Thousands)

	Child Support Collection	Court Fines and Restitution	All Other Custodial Funds	Total Custodial Funds
Additions:				
Contributions:				
Collection of Child Support	\$ 269,176	\$ —	\$ —	\$ 269,176
Other Contributions	—	53,747	27,297	81,044
Total Contributions	<u>269,176</u>	<u>53,747</u>	<u>27,297</u>	<u>350,220</u>
Total Additions	<u>269,176</u>	<u>53,747</u>	<u>27,297</u>	<u>350,220</u>
Deductions:				
Distribution of Child Support	\$ 271,421	\$ —	\$ —	\$ 271,421
Fines and Restitution Payments	—	67,529	—	67,529
Support for Individuals	—	—	18,013	18,013
Administrative Expenses	—	1,654	552	2,206
Total Deductions	<u>271,421</u>	<u>69,183</u>	<u>18,565</u>	<u>359,169</u>
Change in Net Position	(2,245)	(15,436)	8,732	(8,949)
Net Position - Beginning	<u>4,807</u>	<u>85,575</u>	<u>68,360</u>	<u>158,742</u>
Net Position - Ending	<u>\$ 2,562</u>	<u>\$ 70,139</u>	<u>\$ 77,092</u>	<u>\$ 149,793</u>

**STATE OF DELAWARE
COMBINING BALANCE SHEET
LOCAL SCHOOL DISTRICT FUNDS
June 30, 2022
(Expressed in Thousands)**

	<u>Appoquinimink</u>	<u>Brandywine</u>	<u>Caesar Rodney</u>	<u>Cape Henlopen</u>	<u>Capital</u>	<u>Christina</u>	<u>Colonial</u>	<u>Delmar</u>	<u>Indian River</u>	<u>Lake Forest</u>
Assets										
Cash and Cash Equivalents	\$ 1,390	\$ 1,814	\$ 1,187	\$ 7	\$ 934	\$ 129	\$ 1,260	\$ 283	\$ 79	\$ 150
Pooled Cash and Investments	19,779	29,691	30,589	52,474	22,956	70,606	60,530	3,573	37,910	10,966
Investments	—	—	207	—	—	—	—	—	—	—
Lease Receivable	—	—	—	—	—	—	—	—	—	—
Accounts Receivable, Net	—	—	—	—	—	—	—	—	—	—
Taxes Receivable, Net	2,465	4,569	1,949	1,534	2,537	9,606	5,792	466	2,698	1,411
Total Assets	<u>\$ 23,634</u>	<u>\$ 36,074</u>	<u>\$ 33,932</u>	<u>\$ 54,015</u>	<u>\$ 26,427</u>	<u>\$ 80,341</u>	<u>\$ 67,582</u>	<u>\$ 4,322</u>	<u>\$ 40,687</u>	<u>\$ 12,527</u>
Liabilities										
Accounts Payable	\$ 3,576	\$ 2,758	\$ 1,306	\$ 7,710	\$ 1,925	\$ 6,854	\$ 2,495	\$ 146	\$ 1,983	\$ 394
Total Liabilities	<u>3,576</u>	<u>2,758</u>	<u>1,306</u>	<u>7,710</u>	<u>1,925</u>	<u>6,854</u>	<u>2,495</u>	<u>146</u>	<u>1,983</u>	<u>394</u>
Deferred Inflows of Resources	<u>2,219</u>	<u>4,416</u>	<u>1,894</u>	<u>1,424</u>	<u>2,394</u>	<u>9,298</u>	<u>5,624</u>	<u>439</u>	<u>2,427</u>	<u>1,372</u>
Fund Balances										
Restricted Fund Balance	<u>17,839</u>	<u>28,900</u>	<u>30,732</u>	<u>44,881</u>	<u>22,108</u>	<u>64,189</u>	<u>59,463</u>	<u>3,737</u>	<u>36,277</u>	<u>10,761</u>
Total Fund Balances	<u>17,839</u>	<u>28,900</u>	<u>30,732</u>	<u>44,881</u>	<u>22,108</u>	<u>64,189</u>	<u>59,463</u>	<u>3,737</u>	<u>36,277</u>	<u>10,761</u>
Total Liabilities, Deferred Inflow, and Fund Balances	<u>\$ 23,634</u>	<u>\$ 36,074</u>	<u>\$ 33,932</u>	<u>\$ 54,015</u>	<u>\$ 26,427</u>	<u>\$ 80,341</u>	<u>\$ 67,582</u>	<u>\$ 4,322</u>	<u>\$ 40,687</u>	<u>\$ 12,527</u>

**STATE OF DELAWARE
COMBINING BALANCE SHEET CONTINUED
LOCAL SCHOOL DISTRICT FUNDS**

June 30, 2022

(Expressed in Thousands)

	<u>Laurel</u>	<u>Milford</u>	<u>NCC Vo-Tech</u>	<u>Polytech</u>	<u>Red Clay</u>	<u>Seaford</u>	<u>Smyrna</u>	<u>Sussex Co Vo-Tech</u>	<u>Woodbridge</u>	<u>DOE Administration</u>	<u>Totals</u>
Assets											
Cash and Cash Equivalents	\$ 153	\$ 372	\$ 1,033	\$ 221	\$ 5,341	\$ 372	\$ 418	\$ 385	\$ 318	\$ —	\$ 15,846
Pooled Cash and Investments	9,150	31,866	21,172	10,623	59,617	10,932	14,018	17,568	6,758	87	520,865
Investments	—	—	—	—	—	—	72	—	—	—	279
Lease Receivable	—	—	—	—	—	—	—	—	—	157	157
Accounts Receivable, Net	—	—	—	—	—	—	—	134	—	—	134
Taxes Receivable, Net	806	1,030	240	8,127	2,385	1,480	872	723	1,188	—	49,878
Total Assets	<u>\$ 10,109</u>	<u>\$ 33,268</u>	<u>\$ 22,445</u>	<u>\$ 18,971</u>	<u>\$ 67,343</u>	<u>\$ 12,784</u>	<u>\$ 15,380</u>	<u>\$ 18,810</u>	<u>\$ 8,264</u>	<u>\$ 244</u>	<u>\$ 587,159</u>
Liabilities											
Accounts Payable	\$ 248	\$ 252	\$ 559	\$ 316	\$ 6,886	\$ 345	\$ 510	\$ 403	\$ 742	\$ —	\$ 39,408
Total Liabilities	<u>248</u>	<u>252</u>	<u>559</u>	<u>316</u>	<u>6,886</u>	<u>345</u>	<u>510</u>	<u>403</u>	<u>742</u>	<u>—</u>	<u>39,408</u>
Deferred Inflows of Resources	<u>682</u>	<u>976</u>	<u>141</u>	<u>8,101</u>	<u>2,141</u>	<u>1,403</u>	<u>844</u>	<u>798</u>	<u>1,108</u>	<u>145</u>	<u>47,846</u>
Fund Balances											
Restricted Fund Balance	9,179	32,040	21,745	10,554	58,316	11,036	14,026	17,609	6,414	99	499,905
Total Fund Balances	<u>9,179</u>	<u>32,040</u>	<u>21,745</u>	<u>10,554</u>	<u>58,316</u>	<u>11,036</u>	<u>14,026</u>	<u>17,609</u>	<u>6,414</u>	<u>99</u>	<u>499,905</u>
Total Liabilities, Deferred Inflows, and Fund Balances	<u>\$ 10,109</u>	<u>\$ 33,268</u>	<u>\$ 22,445</u>	<u>\$ 18,971</u>	<u>\$ 67,343</u>	<u>\$ 12,784</u>	<u>\$ 15,380</u>	<u>\$ 18,810</u>	<u>\$ 8,264</u>	<u>\$ 244</u>	<u>\$ 587,159</u>

STATE OF DELAWARE
COMBINING SCHEDULE OF REVENUES, EXPENDITURES, AND CHANGES IN FUND BALANCES
LOCAL SCHOOL DISTRICT FUNDS
FOR THE FISCAL YEAR ENDED JUNE 30, 2022
(Expressed in Thousands)

	<u>Appoquinimink</u>	<u>Brandywine</u>	<u>Caesar Rodney</u>	<u>Cape Henlopen</u>	<u>Capital</u>	<u>Christina</u>	<u>Colonial</u>	<u>Delmar</u>	<u>Indian River</u>	<u>Lake Forest</u>
Revenues										
Real Estate Taxes	\$ 65,375	\$ 88,570	\$ 17,165	\$ 56,526	\$ 31,219	\$ 169,553	\$ 66,845	\$ 2,843	\$ 59,041	\$ 8,511
Licenses, Fees, Permits and Fines	—	—	588	28	—	12	923	—	50	—
Rentals and Sales	432	366	66	631	164	1,237	1,877	46	7,969	263
Federal Government	731	40	62	121	6	549	41	50	166	237
Interest & Other Investment Income	—	—	—	—	—	—	71	—	—	—
Other	—	381	2,627	—	—	—	3,476	1	—	1,201
Total Revenues	<u>66,538</u>	<u>89,357</u>	<u>20,508</u>	<u>57,306</u>	<u>31,389</u>	<u>171,351</u>	<u>73,233</u>	<u>2,940</u>	<u>67,226</u>	<u>10,212</u>
Expenditures										
Education	46,980	78,827	19,346	51,236	20,992	122,170	59,172	1,716	56,346	7,749
Unrestricted Payments to Component Unit - Education	3,758	5,106	(1,598)	(1,033)	2,365	29,053	10,231	212	1,930	1,284
Capital Outlay	—	—	—	—	—	—	—	—	—	—
Total Expenditures	<u>50,738</u>	<u>83,933</u>	<u>17,748</u>	<u>50,203</u>	<u>23,357</u>	<u>151,223</u>	<u>69,403</u>	<u>1,928</u>	<u>58,276</u>	<u>9,033</u>
Excess (Deficiency) of Revenues Over (Under) Expenditures	15,800	5,424	2,760	7,103	8,032	20,128	3,830	1,012	8,950	1,179
Other Sources (Uses) of Financial Resources										
Transfers In	1,299	2,485	1,044	2,571	995	3,417	1,626	115	2,911	532
Transfers Out	(9,869)	(7,247)	(2,665)	(7,678)	(7,256)	(4,692)	(4,165)	(111)	(3,479)	(467)
Lease Proceeds	—	—	—	—	—	—	—	—	—	—
Total Other Sources (Uses) of Financial Resources	<u>(8,570)</u>	<u>(4,762)</u>	<u>(1,621)</u>	<u>(5,107)</u>	<u>(6,261)</u>	<u>(1,275)</u>	<u>(2,539)</u>	<u>4</u>	<u>(568)</u>	<u>65</u>
Net Change in Fund Balances	7,230	662	1,139	1,996	1,771	18,853	1,291	1,016	8,382	1,244
Fund Balances - Beginning, as restated (Note 1)	10,609	28,238	29,593	42,885	20,337	45,336	58,172	2,721	27,895	9,517
Fund Balances - Ending	<u>\$ 17,839</u>	<u>\$ 28,900</u>	<u>\$ 30,732</u>	<u>\$ 44,881</u>	<u>\$ 22,108</u>	<u>\$ 64,189</u>	<u>\$ 59,463</u>	<u>\$ 3,737</u>	<u>\$ 36,277</u>	<u>\$ 10,761</u>

STATE OF DELAWARE
COMBINING SCHEDULE OF REVENUES, EXPENDITURES, AND CHANGES IN FUND BALANCES - CONTINUED
LOCAL SCHOOL DISTRICT FUNDS
FOR THE FISCAL YEAR ENDED JUNE 30, 2022
(Expressed in Thousands)

	Laurel	Milford	NCC Vo-Tech	Polytech	Red Clay	Seaford	Smyrna	Sussex Co Vo-Tech	Woodbridge	DOE Administration	Totals
Revenues											
Real Estate Taxes	\$ 6,424	\$ 13,610	\$ 34,319	\$ 6,321	\$ 119,818	\$ 9,305	\$ 16,741	\$ 11,631	\$ 7,217	\$ —	\$ 791,034
Licenses, Fees, Permits and Fines	—	102	228	—	—	—	498	1	44	—	2,474
Rentals and Sales	96	165	1,014	1,319	298	98	422	390	177	(9,494)	7,536
Federal Government	—	86	808	—	2,079	82	132	—	89	—	5,279
Interest & Other Investment Income	—	—	—	—	—	—	—	—	—	7	78
Other	43	—	190	118	—	—	394	631	—	—	9,062
Total Revenues	6,563	13,963	36,559	7,758	122,195	9,485	18,187	12,653	7,527	(9,487)	815,463
Expenditures											
Education	2,968	6,951	33,157	7,375	103,090	6,621	13,204	9,291	5,902	(524)	652,569
Unrestricted Payments to Component Unit - Education	1,182	1,798	(1,168)	—	9,334	1,188	1,579	93	(882)	—	64,432
Capital Outlay	—	—	—	—	—	—	—	—	—	9,494	9,494
Total Expenditures	4,150	8,749	31,989	7,375	112,424	7,809	14,783	9,384	5,020	8,970	726,495
Excess (Deficiency) of Revenues Over (Under) Expenditures	2,413	5,214	4,570	383	9,771	1,676	3,404	3,269	2,507	(18,457)	88,968
Other Sources (Uses) of Financial Resources											
Transfers In	243	821	7	1,234	3,488	548	745	176	354	10,363	34,974
Transfers Out	(1,908)	(1,188)	(4,133)	(945)	(7,798)	(952)	(2,398)	(764)	(1,254)	(1,397)	(70,366)
Lease Proceeds	—	—	—	—	—	—	—	—	—	9,494	9,494
Total Other Sources (Uses) of Financial Resources	(1,665)	(367)	(4,126)	289	(4,310)	(404)	(1,653)	(588)	(900)	18,460	(25,898)
Net Change in Fund Balances	748	4,847	444	672	5,461	1,272	1,751	2,681	1,607	3	63,070
Fund Balances - Beginning, as restated (Note 1)	8,431	27,193	21,301	9,882	52,855	9,764	12,275	14,928	4,807	96	436,835
Fund Balances - Ending	\$ 9,179	\$ 32,040	\$ 21,745	\$ 10,554	\$ 58,316	\$ 11,036	\$ 14,026	\$ 17,609	\$ 6,414	\$ 99	\$ 499,905

Statistical Section Index

The statistical section of the Annual Comprehensive Financial Report presents detailed information as a context for understanding what the information in the financial statements, notes to the financial statements, and required supplementary information of the primary government says about the State's overall financial health.

Contents

Page

Financial Trends Information

These schedules contain trend information to assist the reader in understanding and assessing how the State's financial position has changed over time.

Government-wide Perspective	
Net Position by Component	176
Changes in Net Position	177
Fund Perspective	
Changes in Fund Balances, Governmental Funds	179
Fund Balances, Governmental Funds	181

Revenue Capacity Information

These schedules contain information to assist the reader in understanding and assessing the factors affecting the State's ability to generate its own-source revenues.

Personal Income by Industry	182
Personal Income Tax Rates	183
Personal Income Tax Filers and Liability by Income Level	184
Franchise Taxes	185

Debt Capacity Information

These schedules present information to assist the reader in understanding and assessing the State's debt burden and its ability to issue additional debt in the future.

Ratios of Outstanding Debt by Type	186
Debt Limits	187
General Obligation Debt Support	188
Pledged Revenue Coverage	189

Demographic and Economic Information

These schedules offer demographic and economic indicators to assist the reader in understanding the environment in which the State's financial activities take place.

Demographic and Economic Statistics	190
Principal Employers by Industry	191
State Employees by Function	192

Operating Information

These schedules contain information to assist the reader in understanding how the financial information relates to the services the State provides and the activities it performs.

Operating Indicators by Function	193
Capital Asset Statistics by Function	194
Capital Asset Balances by Function	195

Sources: Unless otherwise noted, the information in these schedules is derived from the State's Annual Comprehensive Financial Report for the relevant fiscal year.

STATE OF DELAWARE
Net Position by Component
Last Ten Fiscal Years
(Accrual Basis of Accounting, Expressed in Thousands)

	2013**	2014***	2015	2016	2017****	2018	2019	2020*****	2021	2022
Governmental Activities										
Net Investment in Capital Assets	\$ 1,701,366	\$ 1,808,658	\$ 1,764,526	\$ 1,534,319	\$ 1,476,850	\$ 1,298,089	\$ 1,212,698	\$ 1,112,434	\$ 1,044,571	\$ 1,015,665
Restricted	408,964	728,406	745,852	937,764	970,545	1,044,556	1,077,843	1,213,827	1,364,108	1,491,048
Unrestricted (Deficit)**	(416,439)	(1,212,955)	(2,360,730)	(2,834,000)	(3,622,572)	(8,475,290)	(8,203,266)	(7,945,333)	(7,976,326)	(6,539,914)
Total Governmental Activities Net Position	\$ 1,693,891	\$ 1,324,109	\$ 149,648	\$ (361,917)	\$ (1,175,177)	\$ (6,132,645)	\$ (5,912,725)	\$ (5,619,072)	\$ (5,567,647)	\$ (4,033,201)
Business-type Activities										
Net Investment in Capital Assets	\$ 3,142,841	\$ 3,267,409	\$ 3,445,879	\$ 3,505,882	\$ 3,619,968	\$ 3,766,560	\$ 3,972,588	\$ 3,982,683	\$ 3,990,855	\$ 4,107,966
Restricted	163,539	161,483	212,681	306,057	320,957	380,463	359,207	221,693	363,147	536,908
Unrestricted (Deficit)	(122,830)	(65,049)	(157,324)	(157,917)	(137,578)	(404,490)	(461,583)	(474,819)	(411,009)	(410,705)
Total Business-type Activities Net Position	\$ 3,183,550	\$ 3,363,843	\$ 3,501,236	\$ 3,654,022	\$ 3,803,347	\$ 3,742,533	\$ 3,870,212	\$ 3,729,557	\$ 3,942,993	\$ 4,234,169
Primary Government										
Net Investment in Capital Assets	\$ 4,844,207	\$ 5,076,067	\$ 5,210,405	\$ 5,040,201	\$ 5,096,818	\$ 5,064,649	\$ 5,185,286	\$ 5,095,117	\$ 5,035,426	\$ 5,123,631
Restricted	572,503	889,889	958,533	1,243,821	1,291,502	1,425,019	1,437,050	1,435,520	1,727,255	2,027,956
Unrestricted (Deficit)**	(539,269)	(1,278,004)	(2,518,054)	(2,991,917)	(3,760,150)	(8,879,780)	(8,664,849)	(8,420,152)	(8,387,335)	(6,950,619)
Total Primary Government Net Position	\$ 4,877,441	\$ 4,687,952	\$ 3,650,884	\$ 3,292,105	\$ 2,628,170	\$ (2,390,112)	\$ (2,042,513)	\$ (1,889,515)	\$ (1,624,654)	\$ 200,968

Source:

Statement of Net Position, as presented in the State's Annual Comprehensive Financial Report for the applicable fiscal year.

Notes:

* Prior year amounts have not been updated for changes made from the adoption of GASB Statement No. 61, The Financial Reporting Entity: Omnibus and amendment of GASB Statements No. 14 and No. 34 in fiscal year 2013.

** The State implemented GASB Statement No. 65, Items Previously Reported as Assets and Liabilities, during fiscal year 2014. The provisions of GASB Statement No. 65 require that bond issuance costs are expensed as incurred and deferred bond costs expensed at July 1, 2013; therefore the State's net position for fiscal year 2013 has been restated.

***The State implemented GASB Statement No. 68, Accounting and Financial Reporting for Pensions, during fiscal year 2015. The provisions of GASB Statement No. 68 require the State to record its net position liability (asset) at July 1, 2014; therefore, the State's ending net position for fiscal year 2014 has been restated.

****The State implemented GASB Statement No. 75, Accounting and Financial Reporting for Postemployment Benefits Other Than Pensions, during fiscal year 2018. The provisions of GASB Statement No. 75 require the State to record its net position liability (asset) at July 1, 2017; therefore, the State's ending net position for fiscal year 2017 has been restated.

*****The State implemented GASB Statement No. 84, Fiduciary Activities, during fiscal year 2021. The provisions of GASB Statement No.84 require the State to record its agency funds as custodial funds and agency funds not meeting that criteria were reclassified to governmental activities at July 1, 2020; therefore, the State's ending net position for fiscal year 2020 has been restated.

STATE OF DELAWARE
Changes in Net Position
Last Ten Fiscal Years
(Accrual Basis of Accounting, Expressed in Thousands)

	2013	2014	2015	2016	2017	2018	2019	2020	2021	2022
Expenses										
Governmental Activities:										
General Government	\$ 543,931	\$ 683,643	\$ 572,708	\$ 906,593	\$ 1,167,143	\$ 725,609	\$ 859,261	\$ 754,815	\$ 2,180,526	\$ 435,484
Health and Children's Services	2,428,629	2,850,068	3,007,367	3,087,138	3,259,908	3,459,649	3,355,780	3,577,581	4,289,808	4,515,068
Judicial and Public Safety	711,361	705,218	718,645	714,932	753,778	723,807	772,871	833,999	984,606	1,050,981
Natural Resources and Environmental Control	147,733	134,294	172,886	160,059	164,879	147,578	182,155	189,739	213,458	172,589
Labor	69,226	68,997	73,155	74,766	93,510	65,780	62,624	63,738	242,916	111,981
Education	2,408,647	2,482,569	2,612,590	2,722,666	2,799,115	2,622,988	2,784,951	2,873,159	3,235,440	3,575,499
Interest	54,969	59,747	60,557	91,894	62,815	87,693	57,736	68,320	55,926	63,423
Total Governmental Activities Expenses	6,364,496	6,984,536	7,217,908	7,758,048	8,301,148	7,833,104	8,075,378	8,361,351	11,202,680	9,925,025
Business-type Activities:										
Lottery	358,467	344,389	358,907	382,424	383,270	390,901	524,025	427,655	508,411	540,591
DelDOT	580,392	606,738	624,452	682,364	671,765	712,290	739,732	921,105	866,416	868,491
Unemployment	169,508	110,063	68,699	64,629	62,249	61,137	59,181	633,266	726,263	121,300
Total Business-type Activities Expenses	1,108,367	1,061,190	1,052,058	1,129,417	1,117,284	1,164,328	1,322,938	1,982,026	2,101,090	1,530,382
Total Primary Government Expenses	7,472,863	8,045,726	8,269,966	8,887,465	9,418,432	8,997,432	9,398,316	10,343,377	13,303,770	11,455,407
Program Revenues										
Governmental Activities:										
Charges for Services:										
General Government	287,709	334,285	273,905	301,172	366,922	319,829	359,528	343,332	452,943	432,374
Health and Children's Services	73,522	67,698	70,532	70,435	91,413	71,010	49,114	81,830	85,827	79,861
Judicial and Public Safety	126,052	72,664	59,551	75,887	77,344	71,777	80,579	79,175	76,289	81,751
Natural Resources and Environmental Control	59,262	52,692	56,364	58,790	63,920	69,363	81,587	75,534	240,355	29,643
Labor	7,103	7,135	7,228	7,319	28,010	8,382	7,805	7,930	7,645	8,186
Education	5,565	3,029	66,666	33,372	28,982	34,961	42,205	25,397	30,640	21,430
Operating Grants and Contributions	1,551,954	1,953,254	2,076,241	2,196,373	2,201,933	2,377,841	2,343,756	2,650,059	4,067,061	3,915,902
Total Governmental Activities Program Revenues	2,111,167	2,490,757	2,610,487	2,743,348	2,858,524	2,953,163	2,964,574	3,263,257	4,960,760	4,569,147

STATE OF DELAWARE
Changes in Net Position
Last Ten Fiscal Years
(Accrual Basis of Accounting, Expressed in Thousands)

	2013	2014	2015	2016	2017	2018	2019	2020	2021	2022
Business-type Activities:										
Charges for Services:										
Lottery	\$ 635,264	\$ 600,825	\$ 601,869	\$ 635,289	\$ 627,984	\$ 645,722	\$ 782,717	\$ 641,994	\$ 770,651	\$ 825,218
DelDOT	462,609	488,178	512,471	574,057	581,222	592,285	642,904	584,117	617,203	645,504
Unemployment	107,646	112,746	131,195	112,053	93,129	76,907	70,400	65,538	92,570	168,664
Operating Grants and Contributions	72,517	43,760	234,092	202,900	207,338	236,688	212,604	753,438	1,103,290	473,593
Capital Grants and Contributions	211,245	210,985	—	—	—	—	—	—	—	—
Total Business-type Activities Program Revenues	1,489,281	1,456,494	1,479,627	1,524,299	1,509,673	1,551,602	1,708,625	2,045,087	2,583,714	2,112,979
Total Primary Government Program Revenues	3,600,448	3,947,251	4,090,114	4,267,647	4,368,197	4,504,765	4,673,199	5,308,344	7,544,474	6,682,126
Net (Expenses) Revenue										
Governmental Activities	(4,253,329)	(4,493,779)	(4,607,421)	(5,014,700)	(5,442,624)	(4,879,941)	(5,110,804)	(5,098,094)	(6,241,920)	(5,355,878)
Business-type Activities	380,914	395,304	427,569	394,882	392,389	387,274	385,687	63,061	482,624	582,597
Total Primary Government Net Expense	(3,872,415)	(4,098,475)	(4,179,852)	(4,619,818)	(5,050,235)	(4,492,667)	(4,725,117)	(5,035,033)	(5,759,296)	(4,773,281)
General Revenues and Other Changes in Net Position										
Governmental Activities:										
Taxes:										
Personal Income	1,130,501	1,040,341	1,140,248	1,112,368	1,180,975	1,309,214	1,349,476	1,328,807	1,710,881	1,945,182
Business	2,051,071	2,061,007	2,291,067	2,294,173	2,281,220	2,490,985	2,595,385	2,668,350	3,000,195	3,318,517
Real Estate	504,620	537,395	552,215	573,968	625,903	661,856	687,858	715,666	759,944	787,242
Other	344,106	232,017	224,842	244,526	256,998	309,194	355,350	350,947	425,325	502,224
Investment Earnings	11,636	14,192	10,511	12,584	18,237	23,255	47,355	84,082	86,606	26,044
Miscellaneous	25,244	28,878	13,654	16,694	20,109	30,033	27,539	30,001	26,482	25,064
Transfers	238,244	215,006	249,896	248,822	245,922	250,778	267,761	213,894	272,469	289,894
Total Governmental Activities	4,305,422	4,128,836	4,482,433	4,503,135	4,629,364	5,075,315	5,330,724	5,391,747	6,281,902	6,894,167
Business-type Activities:										
Investment Earnings	(608)	2,375	2,213	6,726	2,858	9,908	9,753	10,178	3,281	(901)
Gain (Loss) on Sale of Assets	1,018	—	—	—	—	—	—	—	—	(626)
Miscellaneous	—	—	—	—	—	—	—	—	—	—
Transfers	(238,244)	(215,006)	(249,896)	(248,822)	(245,922)	(250,778)	(267,761)	(213,894)	(272,469)	(289,894)
Total Business-type Activities	(237,834)	(212,631)	(247,683)	(242,096)	(243,064)	(240,870)	(258,008)	(203,716)	(269,188)	(291,421)
Change in Net Position										
Governmental Activities	(74,133)	(364,943)	(124,988)	(511,565)	(813,260)	195,374	219,920	293,653	39,982	1,538,289
Business-type Activities	143,080	182,673	179,886	152,786	149,325	146,404	127,679	(140,655)	213,436	291,176
Total Primary Government	\$ 68,947	\$ (182,270)	\$ 54,898	\$ (358,779)	\$ (663,935)	\$ 341,778	\$ 347,599	\$ 152,998	\$ 253,418	\$ 1,829,465

Source:
Statement of Activities, as presented in the State's Annual Comprehensive Financial Report for the applicable fiscal year.

STATE OF DELAWARE
Changes in Fund Balances, Governmental Funds
Last Ten Fiscal Years
(Modified Accrual Basis of Accounting, Expressed in Thousands)

	2013	2014	2015	2016	2017	2018	2019	2020	2021	2022
Revenues										
Taxes (1)	\$ 3,904,072	\$ 3,870,760	\$ 4,208,372	\$ 4,225,034	\$ 4,345,095	\$ 4,771,249	\$ 4,988,069	\$ 5,022,266	\$ 5,896,346	\$ 6,553,166
Licenses, Fees, Permits and Fines	336,068	351,789	374,554	374,952	415,013	419,344	456,106	440,326	520,098	564,170
Rentals and Sales	135,530	86,428	119,743	127,771	124,877	117,382	117,602	107,309	106,628	98,834
Federal Government	1,529,921	1,936,497	2,076,443	2,196,434	2,203,207	2,375,609	2,354,876	2,704,216	4,134,168	3,862,012
Interest and Other Investment										
Income	11,637	14,170	10,462	12,556	18,164	23,238	47,352	84,036	86,415	24,475
Other Revenues	218,176	195,346	165,800	169,569	261,794	163,980	160,842	155,278	217,317	171,866
Total Revenues	6,135,404	6,454,990	6,955,374	7,106,316	7,368,150	7,870,802	8,124,847	8,513,431	10,960,972	11,274,523
Expenditures										
General Government (2)	459,465	610,073	617,220	873,234	980,662	524,999	754,886	570,921	1,634,489	704,286
Health and Children's Services (3)	2,452,766	2,849,628	3,030,064	3,142,133	3,242,306	3,390,655	3,318,956	3,545,520	4,260,457	4,497,767
Judicial and Public Safety (4)	663,861	663,072	674,179	670,640	682,774	713,839	757,040	839,268	959,345	1,047,238
Natural Resources and										
Environmental Control	172,521	175,545	164,662	157,184	162,794	146,908	187,851	193,422	203,399	169,505
Labor	68,554	67,952	72,057	72,032	89,480	65,856	63,951	65,842	243,896	113,919
Education (5)	2,159,145	2,184,638	2,230,063	2,335,129	2,330,212	2,343,518	2,465,524	2,573,389	2,886,977	3,222,139
Payment to Component Unit:										
Education	141,700	150,034	164,108	186,000	202,447	216,014	228,032	236,566	249,803	275,158
Capital Outlay	226,123	285,705	200,087	231,863	264,475	250,874	273,828	250,333	259,435	301,175
Debt Service:										
Principal	155,096	157,372	170,068	172,771	176,559	181,417	172,536	168,908	166,202	207,464
Interest	77,136	77,693	80,318	86,905	82,291	83,267	90,126	88,015	94,132	103,136
Costs of Issuance of Debt	1,118	975	598	881	973	764	1,202	1,734	254	158
Total Expenditures	6,577,485	7,222,687	7,403,424	7,928,772	8,214,973	7,918,111	8,313,932	8,533,918	10,958,389	10,641,945
Revenues Over (Under) Expenditures	\$ (442,081)	\$ (767,697)	\$ (448,050)	\$ (822,456)	\$ (846,823)	\$ (47,309)	\$ (189,085)	\$ (20,487)	\$ 2,583	\$ 632,578

STATE OF DELAWARE
Changes in Fund Balances, Governmental Funds
Last Ten Fiscal Years
(Modified Accrual Basis of Accounting, Expressed in Thousands)

	2013	2014	2015	2016	2017	2018	2019	2020	2021	2022
Other Financing Sources (Uses)										
Transfer In	\$ 589,269	\$ 446,493	\$ 600,793	\$ 603,138	\$ 512,256	\$ 626,689	\$ 436,173	\$ 551,882	\$ 569,516	\$ 454,725
Transfer Out	(351,025)	(231,487)	(350,897)	(354,316)	(266,334)	(375,911)	(168,412)	(337,988)	(297,047)	(164,831)
Other Financing Sources	29,134	1,867	—	—	—	—	—	—	—	—
Issuance of General Obligation										
Bonds	336,330	225,000	306,870	321,530	225,000	352,235	246,000	437,675	290,765	222,485
Issuance of Revenue Bonds	—	—	—	—	—	—	18,650	—	—	—
Premium on Bond Sales	44,635	24,413	53,159	51,957	24,108	65,988	28,532	72,680	51,139	46,821
Payment to Bond Refunding Agent	—	—	(98,915)	(147,740)	—	(140,802)	—	(168,364)	(77,033)	(41,589)
Lease Proceeds	—	—	—	—	—	—	—	—	—	43,547
Issuance of Advanced Refundings	(132,178)	—	—	—	—	—	—	—	—	—
Total Other Financing Sources (Uses)	516,165	466,286	511,010	474,569	495,030	528,199	560,943	555,885	537,340	561,158
Net Change in Fund Balance	\$ 74,084	\$ (301,411)	\$ 62,960	\$ (347,887)	\$ (351,793)	\$ 480,890	\$ 371,858	\$ 535,398	\$ 539,923	\$ 1,226,281
Debt Service as a Percentage of Non-capital Expenditures	3.68 %	3.42 %	3.44 %	3.37 %	3.22 %	3.40 %	3.25 %	3.12 %	2.43 %	2.71 %

Source:

Statement of Revenues, Expenditures and Changes in Fund Balances (Deficits), as presented in the State's Annual Comprehensive Financial Report for the applicable fiscal year.

Notes:

- (1) Taxes include personal income taxes and business taxes.
- (2) General government summarizes the expenditures of the following General Government Departments: Legislative, Executive, Technology and Information, Other Elective Offices, State, Finance, Office of Management and Budget, Agriculture, Elections, the Advisory Council for Exceptional Citizens, and Human Resources.
- (3) Health and Children's Services summarizes the expenditures of the Departments of Health and Social Services, and Services for Children Youth and Their Families.
- (4) Judicial and Public Safety summarizes the expenditures of the following Departments: Judicial, Legal, Corrections, Safety and Homeland Security, Fire Prevention and the Delaware National Guard.
- (5) Education summarizes the expenditures of the Departments of Higher Education and Public Education.

STATE OF DELAWARE
Fund Balances, Governmental Funds
Last Ten Fiscal Years
(Modified Accrual Basis of Accounting, Expressed in Thousands)

	2013	2014*	2015	2016	2017	2018	2019	2020	2021	2022
General Fund										
Nonspendable Fund Balance	\$ 7,681	\$ 6,630	\$ 5,306	\$ 32,115	\$ 27,729	\$ 28,665	\$ 37,820	\$ 47,466	\$ 47,444	\$ 45,198
Restricted Fund Balance	114,418	157,502	184,079	209,535	229,797	233,054	250,694	256,303	289,202	376,752
Committed Fund Balance	209,557	184,091	192,970	183,294	152,451	158,677	300,246	334,329	422,867	452,590
Assigned Fund Balance	91,597	80,289	83,002	83,559	113,197	99,917	109,702	156,545	142,952	159,589
Unassigned (Deficit)	1,025,284	788,727	763,249	390,386	11,403	424,400	602,462	911,304	1,237,466	2,294,348
Total General Fund	\$ 1,448,537	\$ 1,217,239	\$ 1,228,606	\$ 898,889	\$ 534,577	\$ 944,713	\$ 1,300,924	\$ 1,705,947	\$ 2,139,931	\$ 3,328,477
All Other Governmental Funds:										
Unreserved, Reported In:										
Federal Fund	\$ (914)	\$ —	\$ —	\$ —	\$ —	\$ —	\$ —	\$ —	\$ —	\$ —
Restricted Fund Balance										
Federal Fund	—	281,260	277,348	281,689	292,842	318,110	319,819	326,826	358,584	342,356
Local School District Fund	294,276	289,644	284,425	268,772	286,508	306,350	323,080	355,829	436,826	499,905
Capital Projects Fund	160,982	123,902	184,626	177,768	161,398	187,042	184,250	274,869	279,496	272,035
Total All Other Governmental Funds	\$ 454,344	\$ 694,806	\$ 746,399	\$ 728,229	\$ 740,748	\$ 811,502	\$ 827,149	\$ 957,524	\$ 1,074,906	\$ 1,114,296

Source:

Combined Balance Sheet, as presented in the State's Annual Comprehensive Financial Report for the applicable fiscal year.

Notes

* The State implemented GASB Statement No. 65, Items Previously Reported as Assets and Liabilities, during fiscal year 2014. The provisions of GASB Statement No. 65 require the State to reevaluate assets in the governmental fund statements that are not available as revenue in the current fiscal year, therefore the State's fund balance in the federal fund for fiscal year 2013 has been restated.

STATE OF DELAWARE
Personal Income by Industry
Last Ten Calendar Years
(Expressed in Millions)

	2012	2013	2014	2015	2016	2017	2018	2019	2020	2021
Earnings by Industry										
<u>Farm Earnings</u>										
Farm	\$ 213.0	\$ 246.0	\$ 262.0	\$ 608.0	\$ 325.0	\$ 413.0	\$ 544.0	\$ 425.0	\$ 291.0	\$ 329.0
<u>Non-farm Earnings</u>										
Private Earnings:										
Accommodation and Food Services	\$ 838.0	\$ 847.0	\$ 888.0	\$ 1,002.0	\$ 1,078.0	\$ 1,109.0	\$ 1,224.0	\$ 1,307.0	\$ 1,031.0	\$ 1,399.0
Administrative and Waste Services	1,035.0	1,098.0	1,209.0	1,331.0	1,292.0	1,434.0	1,586.0	1,652.0	1,729.0	1,892.0
Arts, Entertainment, and Recreation	359.0	343.0	368.0	387.0	340.0	349.0	312.0	337.0	263.0	327.0
Construction	1,564.0	1,696.0	1,786.0	1,917.0	2,080.0	2,297.0	2,324.0	2,459.0	2,597.0	2,764.0
Educational Services	340.0	334.0	396.0	367.0	364.0	379.0	381.0	390.0	393.0	406.0
Finance and Insurance	4,217.0	4,426.0	4,609.0	4,901.0	4,679.0	5,213.0	5,397.0	5,544.0	5,270.0	5,484.0
Forestry, Fishing, and Related Activities	28.0	26.0	—	—	—	—	—	—	31	26
Health Care and Social Assistance	3,901.0	3,972.0	4,185.0	4,486.0	4,691.0	4,904.0	5,075.0	5,333.0	5,383.0	5,622.0
Information	1,046.0	1,061.0	1,054.0	1,264.0	438.0	410.0	388.0	399.0	438.0	461.0
Management of Companies and Enterprises	1,107.0	950.0	901.0	538.0	1,215.0	1,416.0	1,335.0	1,378.0	(226.0)	(306.0)
Manufacturing, Durable and Non-durable	1,957.0	1,908.0	1,961.0	2,316.0	2,049.0	2,067.0	2,272.0	2,389.0	2,131.0	2,317.0
Mining	26.0	27.0	—	—	—	—	—	—	78	36
Professional, Scientific, and Technical Services	3,646.0	3,677.0	3,904.0	3,944.0	3,419.0	3,756.0	3,911.0	4,127.0	4,082.0	4,320.0
Real Estate and Rental and Leasing	852.0	949.0	957.0	864.0	1,144.0	741.0	850.0	891.0	2,441.0	2,540.0
Trade, Retail	1,849.0	1,891.0	1,970.0	2,060.0	2,031.0	2,061.0	2,097.0	2,137.0	2,207.0	2,482.0
Trade, Wholesale	1,294.0	1,231.0	1,275.0	1,213.0	1,199.0	990.0	1,009.0	1,057.0	1,112.0	1,227.0
Transportation and Warehousing	727.0	779.0	862.0	917.0	968.0	960.0	964.0	1,056.0	1,147.0	1,300.0
Utilities	265.0	281.0	288.0	319.0	340.0	348.0	354.0	365.0	373.0	357.0
Other Services, Except Public Administration	938.0	968.0	1,012.0	997.0	1,058.0	1,099.0	1,128.0	1,190.0	1,108.0	1,166.0
Total Private Earnings	\$ 25,989.0	\$ 26,464.0	\$ 27,625.0	\$ 28,823.0	\$ 28,385.0	\$ 29,533.0	\$ 30,607.0	\$ 32,011.0	\$ 31,588.0	\$ 33,820.0
Government and Government Enterprises:										
Federal, Civilian	\$ 537.0	\$ 523.0	\$ 527.0	\$ 576.0	\$ 561.0	\$ 597.0	\$ 614.0	\$ 631.0	\$ 663.0	\$ 688.0
Military	470.0	469.0	457.0	438.0	448.0	450.0	475.0	497.0	539.0	575.0
State and Local Government	4,244.0	4,359.0	4,362.0	4,271.0	4,447.0	4,437.0	4,527.0	4,706.0	5,179.0	5,508.0
Total Government Enterprises	\$ 5,251.0	\$ 5,351.0	\$ 5,346.0	\$ 5,285.0	\$ 5,456.0	\$ 5,484.0	\$ 5,616.0	\$ 5,834.0	\$ 6,381.0	\$ 6,771.0
Total Non-farm Earnings	\$ 31,240.0	\$ 31,815.0	\$ 32,971.0	\$ 34,108.0	\$ 33,841.0	\$ 35,017.0	\$ 36,223.0	\$ 37,845.0	\$ 37,969.0	\$ 40,591.0
Total Earnings by Industry	\$ 31,453.0	\$ 32,061.0	\$ 33,233.0	\$ 34,716.0	\$ 34,166.0	\$ 35,430.0	\$ 36,767.0	\$ 38,270.0	\$ 38,260.0	\$ 40,920.0
Less: Contributions for Government Social Insurance (1)	\$ (2,964)	\$ (3,445)	\$ (3,618)	\$ (3,757)	\$ (3,916)	\$ (3,983)	\$ (4,180)	\$ (4,390)	\$ (4,495)	\$ (4,768)
Plus: Adjustment for Residence (2)	(2,818)	(2,407)	(2,545)	(2,371)	(2,247)	(2,504)	(2,097)	(2,242)	(2,232)	(2,108)
Plus: Dividends, Interest and Rent (3)	7,029.0	7,239.0	7,521.0	7,546.0	8,152.0	8,816.0	9,782.0	9,982.0	9,964.0	10,984.0
Plus: Personal Current Transfer Receipts	7,679.0	8,039.0	8,393.0	8,898.0	9,312.0	9,941.0	10,464.0	11,169.0	13,861.0	15,140.0
Total Personal Income	\$ 40,379.0	\$ 41,487.0	\$ 42,984.0	\$ 45,032.0	\$ 45,467.0	\$ 47,700.0	\$ 50,736.0	\$ 52,789.0	\$ 55,358.0	\$ 60,168.0

Source:

Personal income by major source and earnings by industry is provided by the Bureau of Economic Analysis, U.S. Department of Commerce (www.bea.gov/regional) through estimates released September 2021.

Notes:

(1) Contributions for government social insurance are included in earnings by type and industry, but they are excluded from personal income.

(2) The adjustment for residence is the net inflow of the earnings of interarea commuters. For the United States, it consists of adjustments for border workers: wage and salary disbursements to U.S. residents employed by international organizations and foreign embassies.

(3) Rental income of persons includes the capital consumption adjustment.

STATE OF DELAWARE
Personal Income Tax Rates
Last Ten Fiscal Years
(Expressed in Millions)

	2012	2013	2014	2015	2016	2017	2018	2019	2020	2021
Personal Income Tax Revenue (1)	\$ 1,095.5	\$ 1,130.5	\$ 1,040.3	\$ 1,140.2	\$ 1,112.4	\$ 1,181.0	\$ 1,309.2	\$ 1,349.5	\$ 1,292.9	\$ 1,924.0
Personal Income (2)	40,379.0	41,487.0	42,984.0	45,032.0	45,467.0	47,700.0	50,736.0	52,789.0	64,348.0	60,168.0
Average Effective Rate (3)	2.71 %	2.72 %	2.42 %	2.53 %	2.45 %	2.48 %	2.58 %	2.56 %	2.01 %	3.20 %

Personal Income Tax Rates (4)

Tax Year	Taxable Income	Tax Liability	Plus	On Taxable Income Over
2012-2013	\$60,000 and higher	\$ 2,943.50	6.75 %	\$ 60,000
	\$25,000 - \$59,999	1,001.00	5.55 %	25,000
	\$20,000 - \$24,999	741.50	5.20 %	20,000
	\$10,000 - \$19,999	261.50	4.80 %	10,000
	\$5,000 - \$9,999	66.00	3.90 %	5,000
	\$2,000 - \$4,999	0.00	2.20 %	2,000
	\$1,999 and lower	0.00	0.00 %	0

Tax Year	Taxable Income	Tax Liability	Plus	On Taxable Income Over
2014-2021	\$60,000 and higher	\$ 2,943.50	6.60 %	\$ 60,000
	\$25,000 - \$59,999	1,001.00	5.55 %	25,000
	\$20,000 - \$24,999	741.00	5.20 %	20,000
	\$10,000 - \$19,999	261.00	4.80 %	10,000
	\$5,000 - \$9,999	66.00	3.90 %	5,000
	\$2,000 - \$4,999	0.00	2.20 %	2,000
	\$1,999 and lower	0.00	0.00 %	0

As an example, for tax year 2013, a taxable income over \$60,000, pays a tax of \$2,943.50 plus 6.75% of the taxable income in excess of \$60,000.

Sources:
Statement of Revenues, Expenditures and Changes in Fund Balances (Deficits), as presented in the State's Annual Comprehensive Financial Report for the applicable fiscal year. Personal income is provided by the Bureau of Economic Analysis, U.S. Department of Commerce (www.bea.gov/regional) through estimates released September 2021.

- Notes:
- (1) Personal income tax revenue is net of refunds, on a cash basis, for the fiscal year.
 - (2) Personal income is reported on a calendar basis and includes estimates for items not included to avoid disclosure of confidential information.
 - (3) The total direct rate for personal income is not available. Average effective rate equals personal income tax revenue divided by personal income.
 - (4) The tax rate table is used to determine gross liability. Amounts shown are for all filing status returns.

STATE OF DELAWARE
Personal Income Tax Filers and Liability by Income Level
Calendar Year 2020 and Ten Years Prior

		Tax Year 2010					Tax Year 2020				
Delaware AGI Taxpayer Percentile		Number of Filers	Delaware AGI		Liability Net of Credits		Number of Filers	Delaware AGI		Liability Net of Credits	
From:	To:		Average DE AGI	Percentage of Total (1)	Total Liability	Percentage of Total (1)		Average DE AGI	Percentage of Total (1)	Total Liability	Percentage of Total (1)
0	10	48,866	4,157	0.8 %	96,698	— %	55,843	3,916	0.6 %	104,453	— %
10	20	48,866	10,765	2.1 %	1,896,625	0.2 %	55,844	11,239	1.7 %	2,728,327	0.2 %
20	30	48,866	16,978	3.3 %	8,078,992	0.9 %	55,844	18,866	2.9 %	12,836,793	0.9 %
30	40	48,866	23,315	4.6 %	16,736,892	1.9 %	55,844	27,093	4.1 %	28,593,677	1.9 %
40	50	48,866	30,048	5.9 %	30,319,663	3.4 %	55,844	35,487	5.4 %	51,135,894	3.5 %
50	60	48,866	37,681	7.4 %	47,715,507	5.4 %	55,843	45,147	6.9 %	78,250,130	5.3 %
60	70	48,866	46,905	9.2 %	67,447,943	7.7 %	55,844	57,150	8.7 %	110,221,993	7.5 %
70	80	48,866	59,308	11.6 %	92,138,160	10.5 %	55,844	73,058	11.1 %	153,422,850	10.4 %
80	90	48,866	79,182	15.5 %	135,393,660	15.4 %	55,844	99,321	15.1 %	228,814,431	15.5 %
90	95	24,433	111,566	10.9 %	108,846,840	12.4 %	27,921	142,895	10.9 %	179,281,930	12.1 %
95	99	19,547	186,432	14.6 %	173,909,937	19.7 %	22,338	247,853	15.1 %	279,631,440	18.9 %
99	100	4,887	728,553	14.2 %	198,296,174	22.5 %	5,584	1,157,623	17.6 %	354,192,226	23.9 %

Source: Delaware Division of Revenue

Notes: The number of filers is equal for each 10 percentile.

(1) Percentage of total is each respective income range's share of total AGI or Net Liability.

STATE OF DELAWARE
Franchise Taxes
Last Ten Fiscal Years

Fiscal Year	2013	2014	2015	2016	2017	2018	2019	2020	2021	2022
Franchise Tax (In Millions)	\$ 606.4	\$ 623.4	\$ 677.0	\$ 703.3	\$ 717.2	\$ 837.0	\$ 890.9	\$ 944.2	\$ 1,060.2	\$ 1,274.1
Number of Filers	219,773.0	224,691.0	230,558.0	236,779.0	240,341.0	245,718.0	251,879.0	259,332.0	274,324.0	289,921.0
Average Amount per Filer	\$ 2,759.2	\$ 2,774.5	\$ 2,936.0	\$ 2,970.3	\$ 2,984.0	\$ 3,406.0	\$ 3,537.0	\$ 3,641.0	\$ 3,865.0	\$ 4,395.0

Corporations - Authorized Share Method	Tax Year 2009-2014	Tax Year 2015-2016
3,000 shares or less, Minimum Tax	\$ 75.00	\$ 175.00
5,001-10,000 shares	150.00	250.00
Each additional 10,000 shares, add	75.00	75.00
Maximum Yearly Tax	180,000.00	180,000.00

Corporations - Authorized Share Method	Tax Year 2017	Tax Year 2018-2022
5,000 shares or less, Minimum Tax	\$ 175.00	\$ 175.00
5,001-10,000 - shares	250.00	250.00
Each additional 10,000 shares or portion thereof add	75.00	85.00
Maximum Annual Tax	200,000.00	200,000.00

Limited Liability Companies; Limited Partnerships	Tax Year 2009-2014	Tax Year 2015-2022
Yearly Tax	\$ 250.00	\$ 300.00

Assumed Par Value Capital Method

- (1) Calculate "assumed par" by dividing total gross assets by total issued shares carrying the decimal to six places.
- (2) Multiply the assumed par by the number of authorized shares having a par value less than the assumed par.
- (3) Multiply the number of authorized shares with a par value greater than the assumed par value by their respective value.
- (4) Add the results of #2 and #3 above. The result is your assumed par value capital.
- (5) Calculate the tax by dividing the assumed par value capital, rounded up to the next million if it is over \$1,000,000 and multiply by \$200.00 for tax years 2000-2002. For tax years 2003 to 2008, the multiplier is \$250. Beginning tax year 2009, the multiplier increased from \$250 to \$400 Beginning tax year 2009, the multiplier increased from \$250 to \$400
- (6) The minimum tax for the Assumed Par Value Capital Method of calculation is \$400.00.

Sources:

Delaware Economic and Financial Advisory Council (DEFAC) Revenue Forecast
Delaware Secretary of State, Division of Corporations
Delaware Department of Finance Fiscal Notebook

STATE OF DELAWARE
Ratios of Outstanding Debt by Type
Last Ten Fiscal Years
(Expressed in Thousands)

	2013	2014	2015	2016	2017	2018	2019	2020	2021	2022
Governmental Activities										
General Obligation Bonds	\$ 1,941,110	\$ 1,999,892	\$ 2,067,323	\$ 2,118,548	\$ 2,177,005	\$ 2,257,868	\$ 2,340,318	\$ 2,484,088	\$ 2,551,378	2,593,009
Revenue Bonds	56,170	54,535	56,837	53,596	50,486	47,235	64,804	62,624	59,039	55,794
Notes Payable	28,500	28,123	27,277	25,939	24,503	22,999	21,422	19,772	32,574	30,170
Total Governmental Activities	2,025,780	2,082,550	2,151,437	2,198,083	2,251,994	2,328,102	2,426,544	2,566,484	2,642,991	2,678,973
Business-type Activities										
General Obligation Bonds	246	103	—	—	—	—	—	—	—	—
Loans Payable	—	—	—	—	—	106,905	191,937	223,047	229,644	236,445
Revenue Bonds	1,007,131	939,055	906,878	1,073,365	1,062,055	975,800	886,606	956,260	1,284,195	1,258,188
Total Business-type Activities	1,007,377	939,158	906,878	1,073,365	1,062,055	1,082,705	1,078,543	1,179,307	1,513,839	1,494,633
Total Primary Government	\$ 3,033,157	\$ 3,021,708	\$ 3,058,315	\$ 3,271,448	\$ 3,314,049	\$ 3,410,807	\$ 3,505,087	\$ 3,745,791	\$ 4,156,830	\$ 4,173,606
Personal Income	41,487,286	42,984,325	45,031,693	45,466,783	47,699,849	50,736,300	52,789,870	55,357,375	55,475,494	60,759,786
Debt as a Percentage of Personal Income	7.31 %	7.03 %	6.79 %	7.20 %	6.95 %	6.72 %	6.64 %	6.77 %	7.49 %	6.87 %
Population	926	936	946	953	962	969	975	980	985	1,000
Amount of Debt per Capita	\$ 3,276	\$ 3,228	\$ 3,233	\$ 3,433	\$ 3,445	\$ 3,520	\$ 3,595	\$ 3,822	\$ 4,220	\$ 4,174

Sources:

Personal income and population is provided by the Bureau of Economic Analysis, U.S. Department of Commerce (www.bea.gov/regional) through estimates released September 2020.

Notes:

Details regarding the State's outstanding debt can be found in the long-term liabilities note to the financial statements.

All personal income and per capita amounts are updated to reflect revised U.S. Bureau of Economic Analysis estimates.

* - Average for first two quarters of calendar year 2022

STATE OF DELAWARE
Debt Limits
Last Ten Fiscal Years
(Expressed in Millions)

	2012	2013	2014	2015	2016	2017	2018	2019	2021	2022
Estimated General Fund Revenue	\$ 3,689.7	\$ 3,740.5	\$ 3,908.5	\$ 3,939.2	\$ 4,048.4	\$ 4,145.8	\$ 4,363.9	\$ 4,617.3	\$ 4,550.4	\$ 5,120.4
Projected New Tax-Supported Debt Authorizations (5%)	\$ 184.5	\$ 187.0	\$ 193.9	\$ 196.9	\$ 202.4	\$ 207.2	\$ 218.2	\$ 230.9	\$ 227.5	\$ 256.0

Source:

Delaware General Assembly

Notes:

There is no constitutional debt limit for the State

The General Assembly passed legislation to have a three-part debt limit, as follows:

- 1 The aggregate principal amount of new "tax-supported obligations of the State" may not exceed 5% of the estimated budgetary general fund revenue for that fiscal year.
- 2 No "tax-supported obligations of the State" and no "Transportation Trust Fund debt obligations" of the Delaware Transportation Authority may be incurred if the aggregate maximum annual payments on all such outstanding obligations exceed 15% of the estimated budgetary general fund revenue plus Transportation Trust Fund revenue for the fiscal year following the fiscal year in which such obligations is incurred (the 15% test).
- 3 No general obligation debt (with certain exceptions) may be incurred if the maximum annual debt service payable in any fiscal year on all such outstanding obligations will exceed the estimated cumulative cash balances (including all reserves) for the fiscal year following the fiscal year in which the obligation is incurred.

STATE OF DELAWARE
General Obligation Debt Support
Last Ten Fiscal Years
(Expressed in Millions)

	2013	2014	2015	2016	2017	2018	2019	2020	2021	2022
General Obligation Debt Supported by Budgetary General Fund Revenue										
State Facilities	\$ 567.6	\$ 592.7	\$ 663.9	\$ 747.4	\$ 777.8	\$ 847.0	\$ 840.9	\$ 952.7	\$ 967.6	\$ 735.3
School Facilities (State Share)	641.5	694.2	677.9	638.1	681.3	655.3	737.7	749.7	757.8	816.5
Bond Issue Premium	186.1	174.6	191.9	215.7	221.2	254.2	259.4	298.2	313.6	327.7
Subtotal	1,395.2	1,461.5	1,533.7	1,601.2	1,680.3	1,756.5	1,838.0	2,000.6	2,039.0	1,879.5
General Obligation Debt Supported by Budgetary Special Fund Revenue										
Highway and Other Transportation Improvements	0.2	0.1	—	—	—	—	—	—	—	—
School Facilities (Local Share)	545.7	538.3	533.5	517.4	496.6	501.2	502.3	483.5	512.4	713.8
Subtotal	545.9	538.4	533.5	517.4	496.6	501.2	502.3	483.5	512.4	713.8
Total General Obligation Debt Outstanding	\$ 1,941	\$ 2,000	\$ 2,067	\$ 2,119	\$ 2,177	\$ 2,258	\$ 2,340	\$ 2,484	\$ 2,551	\$ 2,593
Population (In Thousands)	926.0	936.0	946.0	953.0	962.0	969.0	975.0	980.0	985.0	1,000.0 *
Debt Per Capita (In Thousands)	2.10	2.14	2.18	2.22	2.26	2.33	2.40	2.53	2.59	2.59

Source:
Delaware Office of the State Treasurer

Notes:
This table reflects the portion of general obligation debt supported by budgetary general fund and budgetary special fund revenue
The schedule has been updated to report the Bond Issue Premium.

* - Average for first two quarters of calendar year 2022

STATE OF DELAWARE
Pledged Revenue Coverage
Last Ten Fiscal Years
(Expressed in Thousands)

	2013	2014	2015	2016	2017	2018	2019	2020	2021	2022
Revenue Bonds - DelDOT										
Revenue - Turnpike and Motor Vehicles	\$ 387,918	\$ 401,923	\$ 412,850	\$ 457,169	\$ 479,285	\$ 477,725	\$ 505,350	\$ 487,535	\$ 514,324	\$ 536,455
Debt Service:										
Principal	\$ 83,230	\$ 75,205	\$ 77,655	\$ 72,580	\$ 70,595	\$ 69,880	\$ 74,770	\$ 75,440	\$ 78,740	\$ 77,345
Interest	48,097	47,162	41,467	39,768	44,581	42,885	40,917	37,234	40,880	50,481
Debt Service Requirements	\$ 131,327	\$ 122,367	\$ 119,122	\$ 112,348	\$ 115,176	\$ 112,765	\$ 115,687	\$ 112,674	\$ 119,620	\$ 127,826
Coverage	2.95	3.28	3.47	4.07	4.16	4.24	4.37	4.33	4.30	4.20
Revenue Bonds - DSU										
Revenue - Student Tuition and Fees	\$ 82,393	\$ 71,439	\$ 70,500	\$ 81,622	\$ 76,255	\$ 85,128	\$ 88,463	\$ 84,172	\$ 84,277	\$ 101,002
Less: Operating Expenses	(61,156)	(60,972)	(57,281)	(59,212)	(66,367)	(70,922)	(73,900)	(77,165)	(74,674)	(77,252)
Net Available Revenue	\$ 21,237	\$ 10,467	\$ 13,219	\$ 22,410	\$ 9,888	\$ 14,206	\$ 14,563	\$ 7,007	\$ 9,603	\$ 23,750
Debt Service:										
Principal	\$ 1,700	\$ 2,793	\$ 2,942	\$ 2,895	\$ 3,156	\$ 3,413	\$ 3,591	\$ 3,074	\$ 3,993	\$ 3,875
Interest *	4,923	5,233	5,457	5,379	5,265	4,768	4,478	4,640	3,862	3,960
Debt Service Requirements	\$ 6,623	\$ 8,026	\$ 8,399	\$ 8,274	\$ 8,421	\$ 8,181	\$ 8,069	\$ 7,714	\$ 7,855	\$ 7,835
Coverage	3.21	1.30	1.57	2.71	1.17	1.74	1.80	0.91	1.22	3.03
Revenue Bonds - DSHA										
Gross Revenues	\$ 314,633	\$ 175,961	\$ 112,651	\$ 93,643	\$ 75,769	\$ 60,893	\$ 60,404	\$ 35,895	\$ 108,057	\$ 19,160
Less: Operating Expenses	(321)	(267)	(264)	(295)	(214)	(150)	(89)	(59)	(193)	14
Net Available Revenue	\$ 314,312	\$ 175,694	\$ 112,387	\$ 93,348	\$ 75,555	\$ 60,743	\$ 60,315	\$ 35,836	\$ 107,864	\$ 19,174
Debt Service:										
Principal	\$ 275,434	\$ 151,501	\$ 94,073	\$ 79,036	\$ 63,388	\$ 48,548	\$ 53,584	\$ 25,445	\$ 74,098	\$ 29,393
Interest	32,161	22,557	17,099	13,138	10,219	7,471	5,679	4,388	810	630
Debt Service Requirements	\$ 307,595	\$ 174,058	\$ 111,172	\$ 92,174	\$ 73,607	\$ 56,019	\$ 59,263	\$ 29,833	\$ 74,908	\$ 30,023
Coverage	1.02	1.01	1.01	1.01	1.03	1.08	1.02	1.20	1.44	0.64

Sources:
Delaware Department of Transportation
Delaware State University
Delaware State Housing Authority

Notes:
Gross revenues represent mortgage principal repayment, mortgage insurance claims received, unused bond proceeds and excess reserves. Expenses do not include interest or amortization.
Abbreviations: Delaware Department of Transportation (DelDOT), Delaware State University (DSU), Delaware State Housing Authority (DSHA)
Debt service for Delaware State University includes Delaware State University Student Housing Foundation beginning in years 2004-2014.
*Interest on Delaware State University Student Housing Foundation is a variable rate.

STATE OF DELAWARE
Demographic and Economic Statistics
Last Ten Calendar Years
(Expressed in Thousands, Unless Otherwise Stated)

	2012	2013	2014	2015	2016	2017	2018	2019	2020	2021
Population										
State	917	926	936	946	953	962	969	975	980	1,003
Percentage Change	1.0 %	1.0 %	1.1 %	1.1 %	0.6 %	1.1 %	0.5 %	0.6 %	0.5 %	0.5 %
National	313,874	316,129	318,857	321,467	323,127	325,719	327,167	328,240	329,484	331,894
Percentage Change	0.7 %	0.7 %	0.9 %	0.8 %	0.5 %	0.8 %	0.4 %	0.3 %	0.4 %	0.7 %
Total Personal Income										
State (In Millions)	\$ 40,379.0	\$ 41,487.0	\$ 42,984.0	\$ 45,032.0	\$ 45,467.0	\$ 47,700.0	\$ 50,736.0	\$ 52,789.0	\$ 55,358.0	\$ 60,134.0
Percentage Change	4.2 %	2.7 %	3.6 %	4.9 %	1.0 %	5.0 %	6.3 %	4.0 %	4.9 %	8.6 %
National (In Billions)	\$ 13,873	\$ 14,151	\$ 14,709	\$ 15,324	\$ 15,913	\$ 16,820	\$ 17,813	\$ 18,599	\$ 19,607	\$ 21,289
Percentage Change	5.2 %	2.0 %	3.9 %	4.2 %	3.8 %	5.7 %	5.9 %	4.4 %	5.4 %	8.6 %
Per Capita Personal Income										
State	\$ 44,031	\$ 44,815	\$ 45,942	\$ 47,662	\$ 47,869	\$ 49,673	\$ 52,507	\$ 54,264	\$ 56,097	\$ 59,931
Percentage Change	3.1 %	1.8 %	2.5 %	3.7 %	0.4 %	3.8 %	5.7 %	3.3 %	3.4 %	6.8 %
National	\$ 44,200	\$ 44,765	\$ 46,129	\$ 47,669	\$ 49,246	\$ 51,640	\$ 54,446	\$ 56,663	\$ 59,510	\$ 64,143
Percentage Change	4.4 %	1.3 %	3.0 %	3.3 %	3.3 %	4.9 %	5.4 %	4.1 %	5.0 %	7.8 %
Resident Civilian Labor Force and Employment (in units)										
Civilian Labor Force	445,500	442,500	451,800	482,629	477,300	483,000	488,400	472,500	486,900	500,100
Employed	413,300	412,800	425,900	462,455	454,900	463,500	472,700	397,700	458,300	477,500
Unemployed	32,200	29,700	25,900	20,174	22,400	19,500	15,700	74,800	28,600	22,600
Unemployment Rate	7.2 %	6.7 %	5.7 %	4.2 %	4.7 %	4.0 %	3.2 %	15.8 %	5.9 %	4.5 %

Sources:

Population and personal income is provided by the Bureau of Economic Analysis, U.S. Department of Commerce (www.bea.gov/regional) SA05N through estimates released September 2020.
Delaware Department of Labor, Office of Occupational and Labor Market Information.

Notes:

Total personal income is comprised of earned income, dividends, interest and rents, and government transfer payments.
Per Capita income is calculated by dividing personal income by population; amounts may not be exact due to rounding.

STATE OF DELAWARE
Principal Employers by Industry
Last Ten Calendar Years

	2012	2013	2014	2015	2016	2017	2018	2019	2020	2021
Number of Employees by Industry										
<u>Farm Employment</u>										
Farm	3,457	3,343	3,801	3,758	4,121	4,042	3,408	3,309	3,081	3,370
<u>Non-farm Employment</u>										
Private Employment:										
Accommodation and Food Services	37,299	38,371	39,265	41,079	42,122	42,678	45,614	46,278	36,457	41,483
Administrative and Waste Services	28,164	29,678	31,934	33,383	33,088	34,215	36,044	36,838	35,184	36,665
Arts, Entertainment, and Recreation	14,096	14,171	15,347	15,498	15,098	15,447	15,013	15,888	12,130	13,417
Construction	27,363	28,594	29,601	29,958	30,078	31,670	32,383	33,332	32,314	34,770
Educational Services	9,064	9,089	9,891	10,214	9,955	9,806	9,896	9,923	9,287	8,972
Finance and Insurance	53,293	55,118	56,411	55,823	57,356	60,949	60,177	63,535	61,343	67,516
Forestry, Fishing, and Related Activities	—	—	—	—	—	—	—	—	1,116	1,059
Health Care and Social Assistance	65,828	67,927	69,962	72,587	74,672	75,596	77,376	78,828	76,471	76,831
Information	6,813	6,630	6,367	6,395	6,062	6,120	5,899	5,613	5,115	5,394
Management of Companies and Enterprises	8,751	7,216	6,850	6,368	10,323	10,742	9,726	10,597	10,752	11,456
Manufacturing, Durable and Nondurable	26,970	26,627	27,100	28,537	27,287	27,422	28,714	28,841	26,943	26,584
Mining	—	—	—	—	—	—	—	—	—	—
Professional, Scientific, and Technical Services	37,523	38,798	39,476	39,243	36,992	36,927	38,866	38,739	37,266	38,319
Real Estate and Rental and Leasing	23,008	23,312	22,964	27,739	28,592	28,932	29,988	30,759	28,203	32,315
Trade, Retail	59,442	60,404	61,346	62,014	62,903	62,452	62,791	61,455	56,685	60,565
Trade, Wholesale	13,804	13,544	13,386	13,904	14,360	12,185	12,147	12,565	12,253	12,892
Transportation and Warehousing	13,169	14,464	15,915	17,409	18,487	19,232	22,712	23,150	23,746	32,623
Utilities	2,065	2,137	2,204	2,228	2,271	2,443	2,210	2,145	2,163	2,188
Other Services, Except Public Administration	27,967	28,390	26,253	26,682	27,370	27,234	27,198	28,406	25,523	27,143
Total Private Employment	454,619	464,470	474,272	489,061	497,016	504,050	516,754	526,892	492,951	530,192
Governmental and Governmental Enterprises:										
Federal, Civilian	5,629	5,551	5,538	5,668	5,678	5,754	5,694	5,751	6,047	5,891
Military	8,974	9,141	8,922	8,566	8,603	8,566	8,548	8,681	8,795	8,970
State Governmental	33,273	33,459	33,855	33,683	32,493	32,750	32,230	32,787	32,165	32,921
Local Governmental	25,913	26,111	26,321	26,650	26,910	27,132	27,303	27,814	27,197	27,790
Total Governmental Employment	73,789	74,262	74,636	74,567	73,684	74,202	73,775	75,033	74,204	75,572
Total Non-farm Employment	528,408	538,732	548,908	563,628	570,700	578,252	590,529	601,925	567,155	605,764
Total Employment	531,865	542,075	552,709	567,386	574,821	582,294	593,937	605,234	570,236	609,134

Source:

Number of employees by industry is provided by the Bureau of Economic Analysis, U.S. Department of Commerce (www.bea.gov/regional) through estimates released September 2021.

Notes:

Due to statutory requirements (confidentiality provisions), the State can not disclose the number employed by the ten largest employers. As an alternative comparison, this schedule presents the number employed by nonfarm related industries. The ten largest employers are nonfarm related; therefore, the number employed by those employers could be expected to fall within this schedule.

STATE OF DELAWARE
State Employees by Function
Last Ten Fiscal Years

	<u>2013</u>	<u>2014</u>	<u>2015</u>	<u>2016</u>	<u>2017</u>	<u>2018</u>	<u>2019</u>	<u>2020</u>	<u>2021</u>	<u>2022</u>
Full-Time Employees										
General Government	2,024	2,043	2,014	2,039	2,004	1,975	2,127	2,163	2,120	2,068
Health and Children's Services	4,978	4,916	4,826	4,718	4,738	4,626	4,499	4,493	4,463	4,168
Judicial and Public Safety	5,463	5,476	5,561	5,556	5,465	5,481	5,555	5,635	5,562	5,432
Natural Resources and Environmental Control	706	693	683	683	671	634	648	678	667	661
Transportation	1,699	1,684	1,662	1,666	1,653	1,642	1,640	1,664	1,701	1,629
Labor	434	436	422	412	415	411	381	355	369	353
Education	17,571	17,786	17,697	17,780	18,181	18,319	18,981	19,611	19,713	20,346
State Total	<u>32,875</u>	<u>33,034</u>	<u>32,865</u>	<u>32,854</u>	<u>33,127</u>	<u>33,088</u>	<u>33,831</u>	<u>34,599</u>	<u>34,595</u>	<u>34,657</u>

Source:
Delaware Payroll Human Resources Statewide Technology System

Note:
Includes employees of Local School Districts, but not those of Charter Schools

STATE OF DELAWARE
Operating Indicators by Function
Last Ten Fiscal Years

	2013	2014	2015	2016	2017	2018	2019	2020	2021	2022
Children, Youth and Their Families										
Number of Youths in Care	22,987	21,591	23,155	21,875	23,443	23,337	23,324	23,037	20,340	23,070
Corrections										
Average Daily Inmate Population	6,884	6,951	6,824	6,559	6,386	6,221	5,614	4,966	4,321	4,530
Natural Resources and Environmental Control										
Number of Visitors to State Parks	5,066,857	5,020,518	5,481,315	5,548,398	5,838,582	5,892,564	6,026,697	6,237,844	7,925,295	7,980,538
Education										
Public School Enrollment, Grades K-12	131,514	133,369	134,932	136,027	137,217	137,873	139,144	140,849	138,414	139,799
Delaware State University - Students Enrolled	4,877	4,857	5,015	4,600	4,600	4,648	5,506	5,503	5,240	5,804
Delaware Technical & Community College - Enrolled	20,366	19,421	19,165	19,065	19,516	19,538	19,602	18,608	17,479	16,579
Health and Social Services										
Medicaid Eligibles	212,693	217,658	224,198	228,045	227,209	234,936	236,113	236,590	260,604	287,593
Prescription Assistance Program	6,075	5,867	5,640	5,373	5,463	—	1,801	2,082	2,263	2,232
Childcare Caseloads	14,765	14,063	14,303	15,120	15,890	16,416	739,732	14,486	11,966	11,542
Client Visits to Service Centers	653,243	643,299	636,473	633,932	616,407	664,890	647,765	569,603	698,892	73,503
Judicial										
Court of Common Pleas - Filings	188,082	139,209	134,713	135,733	248,608	243,376	230,546	110,037	81,132	94,978
Superior Court - Filings	20,367	19,497	18,520	18,292	43,092	18,132	16,211	14,375	12,566	13,198
Labor										
Workers' Compensations Petitions Filed	6,841	6,645	7,035	7,472	7,759	7,087	7,579	6,614	6,198	5,816
Safety and Homeland Security										
Number of Criminal Histories Requested	48,821	50,823	53,964	60,240	57,499	63,650	79,641	68,218	57,584	57,679
Calls to 911 Centers	555,060	369,867	333,282	576,629	602,247	549,990	565,068	576,186	535,731	353,030
Transportation										
Licensed Drivers	663,524	717,875	737,952	750,601	721,561	786,504	801,086	725,952	824,123	850,424
Registered Motor Vehicles	833,786	855,239	879,071	901,256	921,850	928,927	934,615	922,221	961,501	997,839
Bus ridership - Fixed Routes	11,195,263	10,952,118	10,257,127	8,401,294	7,512,218	7,170,180	7,162,659	6,010,461	3,993,936	4,110,318
Train Ridership	1,232,098	1,208,279	1,273,590	1,240,830	1,128,094	1,160,079	1,196,630	840,692	211,975	404,032

Sources:

Delaware Department of Services for Children Youth & Their Families
Delaware Department of Correction
Delaware Department of Education
Delaware State University
Delaware Technical & Community College
Delaware Department of Health & Social Services
Delaware Judicial Department
Delaware Department of Labor
Delaware State Police
Delaware Department of Transportation

Notes:

Licensed drivers and registered motor vehicles are tracked on a calendar year.

- Program No longer exists

STATE OF DELAWARE
Capital Asset Statistics by Function
Last Ten Fiscal Years

	2013	2014	2015	2016	2017	2018	2019	2020	2021	2022
General Government										
Acres of Farmland Permanently Preserved	5,859	4,360	1,066	2,245	3,039	3,526	9,275	5,299	3,695	3,827
Health and Children's Services										
Hospitals and State Operated 24/7 Facilities	5	5	5	4	4	4	4	4	3	3
Service Centers	15	15	15	15	15	15	15	15	15	15
Natural Resources and Environmental Control										
Acres of Wildlife Habitat Actively Managed	8,700	8,400	8,400	8,200	8,200	7,464	8,500	8,500	7,950	10,000
Transportation										
Centerline Miles	4,378	4,448	4,448	4,452	4,452	4,455	4,455	4,394	4,587	4,394
Centerline Miles Rated Good	3,796	4,032	4,032	3,960	3,960	3,623	3,623	3,359	3,551	3,665
Number of Bridges	1,601	1,592	1,626	1,674	843	825	847	851	844	841
Structural Rating of Good	1,151	1,198	1,211	1,238	582	575	645	683	687	681
Square Feet of Bridge Deck	7,614,980	7,858,872	8,049,340	8,039,759	7,853,193	7,885,958	8,315,420	8,372,725	8,916,909	8,923,185
Square Feet of Bridge Deck Rated Good	6,956,457	5,886,694	5,979,029	5,697,809	4,788,784	4,518,306	5,332,466	5,794,649	5,671,539	5,561,990
National Guard										
Number of Armory Facilities	11	10	11	11	11	11	10	10	10	10
Education										
Local School Districts										
Number of Elementary Schools	106	106	107	106	105	109	109	109	111	114
Number of Middle Schools	38	37	36	35	36	42	42	42	32	33
Number of High Schools	30	30	32	32	32	36	36	36	33	34
Number of Special Schools	14	14	12	12	17	19	19	17	20	22
Number of Administration Buildings	23	25	25	25	20	20	21	21	24	19

Source:
Delaware Department of Agriculture
Delaware Office of Management and Budget
Delaware Department of Transportation
Delaware National Guard
Department of Education

Notes:
N/A - Data is not available at this time.

*The State updated its reporting of bridges to coincide with the Federal Highway Administration's definition of bridges, which have specific length requirements.

STATE OF DELAWARE
Capital Asset Balances by Function
Last Ten Fiscal Years
(Expressed in Thousands)

Function	2013	2014	2015	2016	2017	2018	2019	2020	2021	2022	*
Buildings											
General Government	\$ 523,219	\$ 527,752	\$ 554,355	\$ 567,467	\$ 568,714	\$ 570,625	\$ 577,974	\$ 599,364	\$ 581,948	\$ 636,489	
Health and Children's Services	190,865	194,224	190,798	189,738	189,738	176,660	175,573	179,824	182,322	265,928	
Judicial and Public Safety	375,869	387,579	430,857	436,495	436,617	437,649	448,928	449,663	504,599	578,900	
Natural Resources and Environmental Control	43,130	43,484	45,100	47,612	48,841	49,125	50,183	51,952	52,383	68,335	
Transportation	109,638	140,730	159,631	167,691	185,138	190,130	208,460	219,808	235,767	248,124	
Labor	—	—	—	—	—	—	—	—	—	35,503	
Education	2,465,751	2,503,000	2,806,521	2,810,884	2,808,316	2,830,366	2,962,998	3,055,589	3,221,059	3,341,580	
Total Buildings	\$ 3,708,472	\$ 3,796,769	\$ 4,187,262	\$ 4,219,887	\$ 4,237,364	\$ 4,254,555	\$ 4,424,116	\$ 4,556,200	\$ 4,778,078	\$ 5,174,859	
Land and Land Improvements											
General Government	\$ 127,166	\$ 128,036	\$ 133,499	\$ 136,150	\$ 137,973	\$ 142,635	\$ 146,684	\$ 148,430	\$ 147,944	\$ 147,943	
Health and Children's Services	13,518	13,518	13,518	13,518	13,650	13,202	10,624	10,732	10,917	12,273	
Judicial and Public Safety	80,820	84,458	84,133	84,363	84,363	86,061	86,166	83,842	89,143	93,393	
Natural Resources and Environmental Control	383,945	397,552	402,858	418,464	423,116	429,239	449,821	459,283	466,085	472,274	
Transportation	283,876	288,612	298,948	306,704	310,298	326,165	364,872	374,572	384,470	411,277	
Education	160,218	165,246	194,740	205,161	206,990	216,907	216,086	228,940	245,981	253,141	
Total Land and Land Improvements	\$ 1,049,543	\$ 1,077,422	\$ 1,127,696	\$ 1,164,360	\$ 1,176,390	\$ 1,214,209	\$ 1,274,253	\$ 1,305,799	\$ 1,344,540	\$ 1,390,301	
Equipment and Vehicles											
General Government	21,472	21,610	31,829	32,256	30,095	29,646	26,296	16,584	16,729	16,466	
Health and Children's Services	17,453	17,490	15,980	9,930	9,883	9,269	10,355	9,834	11,675	13,022	
Judicial and Public Safety	36,290	40,310	41,804	44,519	47,222	51,428	52,170	71,905	72,962	82,315	
Natural Resources and Environmental Control	24,409	25,290	26,693	27,366	26,107	26,997	27,930	29,709	31,827	32,177	
Transportation	268,900	296,476	294,328	308,635	309,593	322,756	343,714	371,424	400,637	404,896	
Labor	946	1,023	1,023	1,023	1,023	1,023	1,023	993	993	993	
Education	80,657	81,807	86,079	88,766	90,609	94,700	97,905	103,552	104,507	109,835	
Total Equipment and Vehicles	\$ 450,127	\$ 484,006	\$ 497,736	\$ 512,495	\$ 514,532	\$ 535,819	\$ 559,393	\$ 604,001	\$ 639,330	\$ 659,704	
Infrastructure											
Transportation	\$ 3,670,250	\$ 3,723,674	\$ 3,760,135	\$ 3,823,201	\$ 4,005,063	\$ 4,185,972	\$ 4,301,367	\$ 4,355,333	\$ 4,466,280	\$ 4,514,306	

Source:

Delaware Department of Finance

Notes:

Information regarding Infrastructure can be found in the Required Supplementary Information contained on page 140.. Information is given as to the number of bridges and their condition as well as the center-lane miles and their condition for the past three years. The State preserves farmland under the Department of Agriculture which is part of General Government. In addition, land is preserved as park land under the Department of Natural Resources and Environmental Control. Other land is used for functional purposes of the department, including housing building to perform the Department's function.

* The State implemented GASB Statement No. 87 Leases during fiscal year 2022 which requires the inclusion of Right-to-Use Leased Assets

STATE OF DELAWARE
UNIFORM GUIDANCE
SINGLE AUDIT REPORT
YEAR ENDED JUNE 30, 2022



CPAs | CONSULTANTS | WEALTH ADVISORS

CLAcconnect.com

**STATE OF DELAWARE
TABLE OF CONTENTS
YEAR ENDED JUNE 30, 2022**

INDEPENDENT AUDITORS' REPORT ON INTERNAL CONTROL OVER FINANCIAL REPORTING AND ON COMPLIANCE AND OTHER MATTERS BASED ON AN AUDIT OF FINANCIAL STATEMENTS PERFORMED IN ACCORDANCE WITH <i>GOVERNMENT AUDITING STANDARDS</i>	1
INDEPENDENT AUDITORS' REPORT ON COMPLIANCE FOR EACH MAJOR FEDERAL PROGRAM, REPORT ON INTERNAL CONTROL OVER COMPLIANCE, AND REPORT ON THE SCHEDULE OF EXPENDITURES OF FEDERAL AWARDS REQUIRED BY THE UNIFORM GUIDANCE	4
SCHEDULE OF EXPENDITURES OF FEDERAL AWARDS	10
NOTES TO SCHEDULE OF EXPENDITURES OF FEDERAL AWARDS	21
SCHEDULE OF FINDINGS AND QUESTIONED COSTS	24
SECTION I – SUMMARY OF AUDITORS' RESULTS	25
SECTION II – FINANCIAL STATEMENT FINDINGS	27
SECTION III – FINDINGS AND QUESTIONED COSTS – MAJOR FEDERAL PROGRAMS	30



INDEPENDENT AUDITORS’ REPORT ON INTERNAL CONTROL OVER FINANCIAL REPORTING AND ON COMPLIANCE AND OTHER MATTERS BASED ON AN AUDIT OF FINANCIAL STATEMENTS PERFORMED IN ACCORDANCE WITH *GOVERNMENT AUDITING STANDARDS*

Honorable Governor and
 Honorable Members of the State Legislature
 State of Delaware

We have audited, in accordance with the auditing standards generally accepted in the United States of America and the standards applicable to financial audits contained in *Government Auditing Standards* issued by the Comptroller General of the United States, the financial statements of the governmental activities, the business-type activities, the aggregate discretely presented component units, each major fund, and the aggregate remaining fund information of the State of Delaware (the State), as of and for the year ended June 30, 2022, and the related notes to the financial statements, which collectively comprise the State’s basic financial statements and have issued our report thereon dated January 27, 2023. Our report includes a reference to other auditors who audited the financial statements of certain agencies and component units of the State of Delaware, which represent the indicated percent of total assets and deferred outflows of resources and total revenues as described in our report on the State’s financial statements and as presented in the following table. This report does not include the results of the other auditors’ testing of internal control over financial reporting or compliance and other matters that are reported on separately by those other auditors. This report does not include the results of our testing of internal control over financial reporting or compliance and other matters for the Delaware Department of Transportation, Delaware State Lottery and Delaware State University as we have issued separate reports for the Delaware Department of Transportation, Delaware State Lottery and Delaware State University. The financial statements of the Delaware Sustainable Energy Utility and the Riverfront Development Corporation of Delaware were not audited in accordance with Government Auditing Standards and accordingly this report does not include reporting on internal control over financial reporting or instances of reportable noncompliance associated with the Delaware Sustainable Energy Utility and the Riverfront Development Corporation of Delaware.

Opinion Unit	Entity	Percentage Audited by Other Auditors	
		Assets and Deferred Outflows of Resources	Revenues
Governmental Activities	Sustainable Energy Utility, Inc.	1.0%	0.3%
Discretely Presented Component Units	Delaware State Housing Authority, Diamond State Port Corporation, Riverfront Development Corporation, Delaware State Foundation, Delaware Charter Schools, and Delaware Agricultural Lands Preservation Foundation	81.4%	72.0%
General Fund	Sustainable Energy Utility, Inc.	3.0%	0.5%
Aggregate Remaining Fund Information	Delaware Public Employees' Retirement System and Delaware Other Postemployment Benefits Fund Trust	98.9%	72.2%

Honorable Governor and
Honorable Members of the State Legislature
State of Delaware

Report on Internal Control Over Financial Reporting

In planning and performing our audit of the financial statements, we considered the State's internal control over financial reporting (internal control) as a basis for designing audit procedures that are appropriate in the circumstances for the purpose of expressing our opinions on the financial statements, but not for the purpose of expressing an opinion on the effectiveness of the State's internal control. Accordingly, we do not express an opinion on the effectiveness of the State's internal control.

Our consideration of internal control was for the limited purpose described in the preceding paragraph and was not designed to identify all deficiencies in internal control that might be material weaknesses or significant deficiencies and therefore, material weaknesses or significant deficiencies may exist that were not identified. However, as described in the accompanying schedule of findings and questioned costs, we identified certain deficiencies in internal control that we consider to be material weaknesses and significant deficiencies.

A *deficiency in internal control* exists when the design or operation of a control does not allow management or employees, in the normal course of performing their assigned functions, to prevent, or detect and correct, misstatements on a timely basis. A *material weakness* is a deficiency, or a combination of deficiencies, in internal control, such that there is a reasonable possibility that a material misstatement of the entity's financial statements will not be prevented, or detected and corrected, on a timely basis. We consider the deficiency described in the accompanying schedule of findings and management response as item 2022-001 to be a material weakness.

A *significant deficiency* is a deficiency, or a combination of deficiencies, in internal control that is less severe than a material weakness, yet important enough to merit attention by those charged with governance. We consider the deficiency described in the accompanying schedule of findings and management response as item 2022-002 to be a significant deficiency.

Report on Compliance and Other Matters

As part of obtaining reasonable assurance about whether the State's financial statements are free from material misstatement, we performed tests of its compliance with certain provisions of laws, regulations, contracts, and grant agreements, noncompliance with which could have a direct and material effect on the financial statements. However, providing an opinion on compliance with those provisions was not an objective of our audit, and accordingly, we do not express such an opinion. The results of our tests disclosed no instances of noncompliance or other matters that are required to be reported under *Government Auditing Standards*.


The State's Response to Findings

Government Auditing Standards require the auditor to perform limited procedures on the State's response to the findings identified in our audit and described in the accompanying schedule of findings and questioned costs. The State's response was not subjected to the other auditing procedures applied in the audit of the financial statements and, accordingly, we express no opinion on the response.

Honorable Governor and
Honorable Members of the State Legislature
State of Delaware

Purpose of this Report

The purpose of this report is solely to describe the scope of our testing of internal control and compliance and the results of that testing, and not to provide an opinion on the effectiveness of the entity's internal control or on compliance. This report is an integral part of an audit performed in accordance with *Government Auditing Standards* in considering the entity's internal control and compliance. Accordingly, this communication is not suitable for any other purpose.

A handwritten signature in cursive script that reads "CliftonLarsonAllen LLP".

CliftonLarsonAllen LLP

Baltimore, Maryland
January 27, 2023



INDEPENDENT AUDITORS' REPORT ON COMPLIANCE FOR EACH MAJOR FEDERAL PROGRAM, REPORT ON INTERNAL CONTROL OVER COMPLIANCE, AND REPORT ON THE SCHEDULE OF EXPENDITURES OF FEDERAL AWARDS REQUIRED BY THE UNIFORM GUIDANCE

Honorable Governor and
Honorable Members of the State Legislature
State of Delaware

Report on Compliance for Each Major Federal Program

Qualified and Unmodified Opinions

We have audited the State of Delaware's (the State) compliance with the types of compliance requirements described in the *OMB Compliance Supplement* that could have a direct and material effect on each of the State's major federal programs for the year ended June 30, 2022. The State's major federal programs are identified in the summary of auditors' results section of the accompanying schedule of findings and questioned costs.

The State's basic financial statements include the operations of the Delaware State Housing Authority, Diamond State Port Corporation, Riverfront Development Corporation, Delaware State University, Delaware Charter Schools and Delaware Agricultural Lands Preservation Foundation, which may have received federal awards, and which are not included in the State's schedule of expenditures of federal awards for the year ended June 30, 2022. Our audit, described below, did not include the operations of the Delaware State Housing Authority, Diamond State Port Corporation, Riverfront Development Corporation, Delaware State University, Delaware Charter Schools, and Delaware Agricultural Lands Preservation Foundation because other auditors were engaged to perform audits (when required) in accordance with the Uniform Guidance. We were separately engaged to perform, and we have separately reported on the results of our audit of the Delaware State University in accordance with Uniform Guidance.

Summary of Opinions

Major Federal Program/Cluster	Type of Opinion
Unemployment Insurance	Qualified
Coronavirus State and Local Fiscal Recovery Funds	Qualified
Education Stabilization Fund	Qualified
Low-Income Home Energy Assistance	Qualified
Children's Health Insurance Program	Qualified
Medicaid Cluster	Qualified
Opioid STR	Qualified
Block Grants for Prevention and Treatment of Substance Abuse	Qualified
Disaster Grants - Public Assistance (Presidentially Declared Disasters)	Qualified

Honorable Governor and
 Honorable Members of the State Legislature
 State of Delaware

Major Federal Program/Cluster	Type of Opinion
Child Nutrition Cluster	Unmodified
Federal Transit Cluster	Unmodified
Formula Grants for Rural Areas	Unmodified
Coronavirus Relief Fund	Unmodified
Student Financial Assistance Cluster	Unmodified
Title I Grants to Local Educational Agencies	Unmodified
Epidemiology and Laboratory Capacity for Infectious Diseases (ELC)	Unmodified
1332 State Innovation Waivers	Unmodified
Temporary Assistance for Needy Families	Unmodified

Qualified Opinions on the Nine Major Federal Programs Identified in the Preceding Table

In our opinion, except for the noncompliance described in the Basis for Qualified and Unmodified Opinions section of our report, the State complied, in all material respects, with the compliance requirements referred to above that could have a direct and material effect on the identified major programs for the year ended June 30, 2022.

Unmodified Opinion on Each of the Other Major Federal Programs Identified in the Preceding Table

In our opinion, the State complied, in all material respects, with the types of compliance requirements referred to above that could have a direct and material effect on each of its other major federal programs identified in the summary of auditors’ results section of the accompanying schedule of findings and questioned costs for the year ended June 30, 2022.

Basis for Qualified and Unmodified Opinions

We conducted our audit of compliance in accordance with auditing standards generally accepted in the United States of America (GAAS); the standards applicable to financial audits contained in *Government Auditing Standards* issued by the Comptroller General of the United States; and the audit requirements of Title 2 U.S. *Code of Federal Regulations* Part 200, *Uniform Administrative Requirements, Cost Principles, and Audit Requirements for Federal Awards* (Uniform Guidance). Our responsibilities under those standards and the Uniform Guidance are further described in the Auditors’ Responsibilities for the Audit of Compliance section of our report.

We are required to be independent of the State and to meet our other ethical responsibilities, in accordance with relevant ethical requirements relating to our audit. We believe that the audit evidence we have obtained is sufficient and appropriate to provide a basis for our opinion on compliance for each major federal program. Our audit does not provide a legal determination of the State’s compliance with the compliance requirements referred to above.

Honorable Governor and
Honorable Members of the State Legislature
State of Delaware

Matters Giving Rise to Qualified Opinion on the Nine Major Federal Programs Identified in the Following Table

As described in the accompanying schedule of findings and questioned costs, the State did not comply with the requirements regarding:

Program	Assistance Listing	Noncompliance	Finding Number
Unemployment Insurance	17.225	Reporting	2022-004
Unemployment Insurance	17.225	Special Tests and Provisions - Employer Experience Rating	2022-005
Coronavirus State and Local Fiscal Recovery Funds	21.027	Reporting	2022-010
Low-Income Home Energy Assistance Program	93.568	Reporting - FFATA	2022-017
Children's Health Insurance Program	93.767	Period of Performance	2022-018
Medicaid Cluster; Children's Health Insurance Program	93.775, 93.777, 93.778, 93.767	Special Tests and Provisions - Managed Care Financial Audit	2022-020
Medicaid Cluster; Children's Health Insurance Program	93.775, 93.777, 93.778, 93.767	Special Tests and Provisions - Provider Eligibility	2022-021
Opioid STR	93.788	Reporting - FFATA	2022-022
Block Grants for Prevention and Treatment of Substance Abuse	93.959	Subrecipient Monitoring	2022-024
Block Grants for Prevention and Treatment of Substance Abuse	93.959	Reporting - FFATA	2022-025
Block Grants for Prevention and Treatment of Substance Abuse	93.959	Level of Effort	2022-026
Disaster Grants - Public Assistance (Presidentially Declared Disasters)	97.036	Reporting - FFATA	2022-028
Disaster Grants - Public Assistance (Presidentially Declared Disasters)	97.036	Subrecipient Monitoring	2022-029
Education Stabilization Fnd	84.425E,F	Reporting	2022-033

Compliance with such requirements is necessary, in our opinion, for the State to comply with the requirements applicable to that program.

Responsibilities of Management for Compliance

Management is responsible for compliance with the requirements referred to above and for the design, implementation, and maintenance of effective internal control over compliance with the requirements of laws, statutes, regulations, rules and provisions of contracts or grant agreements applicable to the State's federal programs.

Honorable Governor and
Honorable Members of the State Legislature
State of Delaware

Auditors' Responsibilities for the Audit of Compliance

Our objectives are to obtain reasonable assurance about whether material noncompliance with the compliance requirements referred to above occurred, whether due to fraud or error, and express an opinion on the State's compliance based on our audit. Reasonable assurance is a high level of assurance but is not absolute assurance and therefore is not a guarantee that an audit conducted in accordance with GAAS, *Government Auditing Standards*, and the Uniform Guidance will always detect material noncompliance when it exists.

The risk of not detecting material noncompliance resulting from fraud is higher than for that resulting from error, as fraud may involve collusion, forgery, intentional omissions, misrepresentations, or the override of internal control. Noncompliance with the compliance requirements referred to above is considered material if there is a substantial likelihood that, individually or in the aggregate, it would influence the judgment made by a reasonable user of the report on compliance about the State's compliance with the requirements of each major federal program as a whole.

In performing an audit in accordance with GAAS, *Government Auditing Standards*, and the Uniform Guidance, we:

- exercise professional judgment and maintain professional skepticism throughout the audit.
- identify and assess the risks of material noncompliance, whether due to fraud or error, and design and perform audit procedures responsive to those risks. Such procedures include examining, on a test basis, evidence regarding the State's compliance with the compliance requirements referred to above and performing such other procedures as we considered necessary in the circumstances.
- obtain an understanding of the State's internal control over compliance relevant to the audit in order to design audit procedures that are appropriate in the circumstances and to test and report on internal control over compliance in accordance with the Uniform Guidance, but not for the purpose of expressing an opinion on the effectiveness of the State's internal control over compliance. Accordingly, no such opinion is expressed.

We are required to communicate with those charged with governance regarding, among other matters, the planned scope and timing of the audit and any significant deficiencies and material weaknesses in internal control over compliance that we identified during the audit.

Other Matters

The results of our auditing procedures disclosed other instances of noncompliance which are required to be reported in accordance with the Uniform Guidance and which are described in the accompanying schedule of findings and questioned costs as items 2022-003, 2022-006, 2022-007, 2022-008, 2022-009, 2022-011, 2022-012, 2022-013, 2022-014, 2022-015, 2022-016, 2022-023, 2022-027, 2022-030, 2022-031, and 2022-032. Our opinion on each major federal program is not modified with respect to these matters.

Government Auditing Standards requires the auditor to perform limited procedures on the State's response to the noncompliance findings identified in our compliance audit described in the accompanying schedule of findings and questioned costs. The State's response was not subjected to the other auditing procedures applied in the audit of compliance and, accordingly, we express no opinion on the response.

Honorable Governor and
Honorable Members of the State Legislature
State of Delaware

Report on Internal Control Over Compliance

Our consideration of internal control over compliance was for the limited purpose described in the Auditors' Responsibilities for the Audit of Compliance section above and was not designed to identify all deficiencies in internal control over compliance that might be material weaknesses or significant deficiencies in internal control over compliance and therefore, material weaknesses or significant deficiencies may exist that were not identified. However, as discussed below, we did identify certain deficiencies in internal control over compliance that we consider to be material weaknesses and significant deficiencies.

A deficiency in internal control over compliance exists when the design or operation of a control over compliance does not allow management or employees, in the normal course of performing their assigned functions, to prevent, or detect and correct, noncompliance with a type of compliance requirement of a federal program on a timely basis. *A material weakness in internal control over compliance* is a deficiency, or a combination of deficiencies, in internal control over compliance, such that there is a reasonable possibility that material noncompliance with a type of compliance requirement of a federal program will not be prevented, or detected and corrected, on a timely basis. We consider the deficiencies in internal control over compliance described in the accompanying schedule of findings and questioned costs as items 2022-004, 2022-005, 2022-010, 2022-017, 2022-018, 2022-020, 2022-021, 2022-022, 2022-024, 2022-025, 2022-026, 2022-028, 2022-029, and 2022-033 to be material weaknesses.

A significant deficiency in internal control over compliance is a deficiency, or a combination of deficiencies, in internal control over compliance with a type of compliance requirement of a federal program that is less severe than a material weakness in internal control over compliance, yet important enough to merit attention by those charged with governance. We consider the deficiencies in internal control over compliance described in the accompanying schedule of findings and questioned costs as items 2022-003, 2022-006, 2022-007, 2022-008, 2022-009, 2022-011, 2022-012, 2022-013, 2022-014, 2022-015, 2022-016, 2022-019, 2022-023, 2022-027, 2022-030, 2022-031, and 2022-032 to be significant deficiencies.

Our audit was not designed for the purpose of expressing an opinion on the effectiveness of internal control over compliance. Accordingly, no such opinion is expressed.

Government Auditing Standards requires the auditor to perform limited procedures on the State's response to internal control over compliance findings identified in our audit described in the accompanying schedule of findings and questioned costs. The State's response was not subjected to the other auditing procedures applied in the audit of compliance and, accordingly, we express no opinion on the response.

The purpose of this report on internal control over compliance is solely to describe the scope of our testing of internal control over compliance and the results of that testing based on the requirements of the Uniform Guidance. Accordingly, this report is not suitable for any other purpose.

Report on Schedule of Expenditures of Federal Awards Required by the Uniform Guidance

We have audited the financial statements of the governmental activities, business-type activities, the aggregate discretely presented component units, each major fund, and the aggregate remaining fund information of the State as of and for the year ended June 30, 2022 and the related notes to the financial statements, which collectively comprise the State's basic financial statements.

Honorable Governor and
Honorable Members of the State Legislature
State of Delaware

We have issued our report thereon dated January 27, 2023, which contained an unmodified opinion on those financial statements. Our audit was performed for the purpose of forming an opinion on the financial statements as a whole.

The accompanying schedule of expenditures of federal awards is presented for purposes of additional analysis as required by the Uniform Guidance and is not a required part of the financial statements. Such information is the responsibility of management and was derived from and relates directly to the underlying accounting and other records used to prepare the financial statements. The information has been subjected to the auditing procedures applied in the audit of the financial statements and certain additional procedures, including comparing and reconciling such information directly to the underlying accounting and other records used to prepare the financial statements or to the financial statements themselves, and other additional procedures in accordance with auditing standards generally accepted in the United States of America. In our opinion, the schedule of expenditures of federal awards is fairly stated in all material respects in relation to the financial statements as a whole.

A handwritten signature in black ink that reads "CliftonLarsonAllen LLP". The signature is written in a cursive, flowing style.

CliftonLarsonAllen LLP

Baltimore, Maryland
March 29, 2023

**STATE OF DELAWARE
SCHEDULE OF EXPENDITURES OF FEDERAL AWARDS
YEAR ENDED JUNE 30, 2022**

Federal Grantor/Program or Cluster Title	Assistance Listing Number	Federal Expenditures	Passed Through to Subrecipients
U.S. Department of Agriculture			
COVID-19 - Delaware Criminal Case Scheduling Initiative	10.000	\$ 4,674,180	\$ -
Delaware Criminal Case Scheduling Initiative	10.000	<u>1,263,288</u>	78,153
Total Delaware Criminal Case Scheduling Initiative		\$ 5,937,468	
Plant and Animal Disease, Pest Control, and Animal Care	10.025	2,862,166	-
Conservation Reserve Program	10.069	7,666	-
Agricultural Marketing Service	10.163	1,865	-
COVID-19 - Specialty Crop Block Grant Program - Farm Bill	10.170	63,915	-
Specialty Crop Block Grant Program - Farm Bill	10.170	<u>459,047</u>	400,739
Total Specialty Crop Block Grant Program - Farm Bill		522,962	
Cooperative Agreements with States for Intrastate Meat and Poultry Inspection	10.475	349,918	-
COVID-19 - Pandemic EBT	10.542	69,403,009	-
Food and Nutrition Service	10.535	318,253	-
COVID-19 - Pandemic EBT Administrative Costs	10.649	1,710,478	-
SNAP Cluster			
Supplemental Nutrition Assistance Program (SNAP)	10.551	323,183,065	-
COVID-19 - State Administrative Matching Grants for the Supplemental Nutritional Assistance Program	10.561	399,276	-
State Administrative Matching Grants for the Supplemental Nutritional Assistance Program	10.561	<u>21,415,483</u>	-
Total State Administrative Matching Grants for the Supplemental Nutritional Assistance Program		<u>21,814,759</u>	
Total SNAP Cluster		<u>344,997,824</u>	-
Child Nutrition Cluster			
School Breakfast Program	10.553	20,681,857	590,925
National School Lunch Program	10.555	65,093,713	1,382,530
COVID-19 - Summer Food Service Program for Children	10.559	9,803,723	3,153,058
Fresh Fruit and Vegetable Program	10.582	<u>2,243,844</u>	<u>30,485</u>
Total Child Nutrition Cluster		<u>97,823,137</u>	<u>5,156,998</u>
COVID-19 - WIC Special Supplemental Nutrition Program for Women, Infants and Children	10.557	933,572	-
WIC Special Supplemental Nutrition Program for Women, Infants and Children	10.557	<u>6,589,267</u>	-
Total WIC Special Supplemental Nutrition Program for Women, Infants and Children		7,522,839	
COVID-19 - Child and Adult Care Food Program	10.558	1,766,952	266,116
Child and Adult Care Food Program	10.558	<u>15,131,549</u>	<u>15,131,549</u>
Total Child and Adult Care Food Program		16,898,501	
State Administrative Expenses for Child Nutrition	10.560	913,164	-
Food Distribution Cluster			
Commodity Supplemental Food Program	10.565	194,934	-
COVID-19 - Emergency Food Assistance Program (Administrative Costs)	10.568	243,403	-
Emergency Food Assistance Program (Administrative Costs)	10.568	<u>286,367</u>	-
Total Emergency Food Assistance Program (Administrative Costs)		529,770	
Emergency Food Assistance Program (Food Commodities)	10.569	<u>2,145,291</u>	-
Total Food Distribution Cluster		<u>2,869,995</u>	-
WIC Farmers' Market Nutrition Program (FMCP)	10.572	69,895	-
Senior Farmers' Market Nutrition Program	10.576	24,763	-
Child Nutrition Discretionary Grants Limited Availability	10.579	88,382	-
Food for Education	10.608	6,406,309	-

See accompanying Notes to Schedule of Expenditures of Federal Awards.

**STATE OF DELAWARE
SCHEDULE OF EXPENDITURES OF FEDERAL AWARDS
YEAR ENDED JUNE 30, 2022**

Federal Grantor/Program or Cluster Title	Assistance Listing Number	Federal Expenditures	Passed Through to Subrecipients
U.S. Department of Agriculture (continued)			
Cooperative Forestry Assistance	10.664	\$ 115,081	\$ -
Urban and Community Forestry Program	10.675	244,830	-
Forest Stewardship Program	10.678	118,749	31,895
Forest Health Protection	10.680	58,650	-
National Fish and Wildlife Foundation	10.683	337,673	-
Total U.S. Department of Agriculture		559,603,577	21,065,450
U.S. Department of Commerce			
<i>Economic Development Cluster</i>			
COVID-19 - Economic Adjustment Assistance	11.307	\$ 1,003,000	-
Economic Adjustment Assistance	11.307	85,604	-
Total Economic Adjustment Assistance		1,088,604	-
Total Economic Development Cluster		1,088,604	-
Interjurisdictional Fisheries Act of 1986	11.407	9,644	-
Sea Grant Support	11.417	9,864	-
Coastal Zone Management Administration Awards	11.419	1,416,443	83,794
COVID-19 - Unallied Management Projects	11.454	779,928	-
Unallied Science Program	11.472	275,131	-
Atlantic Coastal Fisheries Cooperative Management Act	11.474	196,173	20,999
COVID-19 - Manufacturing Extension Partnership	11.611	14,268	-
Manufacturing Extension Partnership	11.611	623,655	-
Total Manufacturing Extension Partnership		637,923	-
Total U.S. Department of Commerce		4,413,710	104,793
U.S. Department of Defense			
Beach Erosion Control Projects	12.101	192,875	-
State Memorandum of Agreement Program for the Reimbursement of Technical Services	12.113	14,274	-
Military Construction - National Guard	12.400	3,243,695	-
National Guard Military Operations and Maintenance (O&M) Projects	12.401	19,442,229	-
Community Economic Adjustment Assistance for Compatible Use and Joint Land Use Studies	12.610	38,693	-
Total U.S. Department of Defense		22,931,766	-
U.S. Department of Housing and Urban Development			
<i>CDBG - Entitlement Grants Cluster</i>			
COVID-19 - Community Development Block Grants/Entitlement Grants	14.218	(9,595)	-
Total CDBG - Entitlement Grants Cluster		(9,595)	-
Fair Housing Assistance Program State and Local	14.401	128,500	-
Total U.S. Department of Housing and Urban Development		118,905	-
U.S. Department of the Interior			
Hurricane Sandy Disaster Relief – Coastal Resiliency Grants.	15.153	38,868	-
<i>Fish and Wildlife Cluster</i>			
Sport Fish Restoration	15.605	2,686,775	-
Wildlife Restoration and Basic Hunter Education	15.611	4,081,018	58,646
Total Fish and Wildlife Cluster		6,767,793	58,646
Fish and Wildlife Management Assistance	15.608	2,982	-
Coastal Wetlands Planning, Protection and Restoration	15.614	880,305	-
Cooperative Endangered Species Conservation Fund	15.615	13,619	-
Landowner Incentive	15.633	3,025	-
State Wildlife Grants	15.634	907,714	206,612
Endangered Species Conservation Recovery Implementation Funds	15.657	10,270	-
Hurricane Sandy Disaster Relief Activities-FWS	15.677	13,507	-
Historic Preservation Fund Grants-In-Aid	15.904	468,823	420
Outdoor Recreation Acquisition, Development and Planning	15.916	1,313,418	-
National Park Service Conservation, Protection, Outreach, and Education	15.954	5,000	-
Total U.S. Department of the Interior		10,425,324	265,678

See accompanying Notes to Schedule of Expenditures of Federal Awards.

**STATE OF DELAWARE
SCHEDULE OF EXPENDITURES OF FEDERAL AWARDS
YEAR ENDED JUNE 30, 2022**

Federal Grantor/Program or Cluster Title	Assistance Listing Number	Federal Expenditures	Passed Through to Subrecipients
U.S. Department of Justice			
Sexual Assault Services Formula Program	16.017	\$ 427,778	\$ 410,691
COVID-19 - Coronavirus Emergency Supplemental Funding Program	16.034	676,034	244,346
Juvenile Justice and Delinquency Prevention Program	16.540	348,248	232,497
Missing Children's Assistance	16.543	223,867	-
Title V Delinquency Prevention Program	16.548	61,248	37,934
State Justice Statistics Program for Statistical Analysis Centers	16.550	67,956	-
National Criminal History Improvement Program (NCHIP)	16.554	83,411	-
Crime Victim Assistance	16.575	6,970,864	5,918,085
Crime Victim Compensation	16.576	991,693	-
Crime Victim Assistance/Discretionary Grants	16.582	24,763	-
Drug Court Discretionary Grant Program	16.585	21,901	-
Violence Against Women Formula Grants	16.588	989,488	483,029
Residential Substance Abuse Treatment for State Prisoners	16.593	153,773	-
State Criminal Alien Assistance Program	16.606	890	-
Project Safe Neighborhoods	16.609	82,677	63,855
Public Safety Partnership and Community Policing Grants	16.710	71,499	-
Edward Byrne Memorial Justice Assistance Grant Program	16.738	2,387,085	957,200
DNA Backlog Reduction Program	16.741	463,031	-
Paul Coverdell Forensic Sciences Improvement Grant Program	16.742	248,192	-
Harold Rogers Prescription Drug Monitoring Program	16.754	272,355	181,440
Second Chance Act Reentry Initiative	16.812	968,946	284,543
NICS Act Record Improvement Program	16.813	90,131	-
John R. Justice Prosecutors and Defenders Incentive Act	16.816	63,414	-
Postconviction Testing of DNA Evidence	16.820	96,623	96,202
National Sexual Assault Kit Initiative	16.833	146,052	-
Body Worn Camera Policy and Implementation	16.835	630,000	630,000
Comprehensive Opioid, Stimulant, and Substance Abuse Program	16.838	277,122	179,283
Equitable Sharing Program	16.922	289,993	-
Total U.S. Department of Justice		17,129,034	9,719,105
U.S. Department of Labor			
Labor Force Statistics	17.002	583,941	-
Compensation and Working Conditions	17.005	79,230	-
<i>Employment Services Cluster</i>			
Employment Service/Wagner-Peyser Funded Activities	17.207	1,678,787	-
Jobs for Veterans State Grants	17.801	477,847	-
Total Employment Services Cluster		2,156,634	-
COVID-19 - Unemployment Insurance	17.225	\$ 4,066,097	-
Unemployment Insurance	17.225	109,494,236	-
Total Unemployment Insurance		113,560,333	-
Senior Community Service Employment Program	17.235	1,450,759	-
Trade Adjustment Assistance	17.245	121,403	-
<i>WIOA Cluster</i>			
WIOA Adult Program	17.258	2,850,938	-
WIOA Youth Activities	17.259	1,989,367	-
WIOA Dislocated Worker Formula Grants	17.278	2,157,479	-
Total WIOA Cluster		6,997,784	-
H-1B Job Training Grants	17.268	2,329,532	-
Reentry Employment Opportunities	17.270	9,385	-
Work Opportunity Tax Credit Program (WOTC)	17.271	76,990	-
Temporary Labor Certification for Foreign Workers	17.273	5,727	-
COVID-19 - WIOA National Dislocated Worker Grants / WIA National Emergency Grants	17.277	290,275	-
WIOA National Dislocated Worker Grants / WIA National Emergency Grants	17.277	14,807	-
Total WIOA National Dislocated Worker Grants / WIA National Emergency Grants		305,082	-

See accompanying Notes to Schedule of Expenditures of Federal Awards.

**STATE OF DELAWARE
SCHEDULE OF EXPENDITURES OF FEDERAL AWARDS
YEAR ENDED JUNE 30, 2022**

Federal Grantor/Program or Cluster Title	Assistance Listing Number	Federal Expenditures	Passed Through to Subrecipients
U.S. Department of Labor (continued)			
Apprenticeship USA Grants	17.285	\$ 1,042,111	\$ -
Consultation Agreements	17.504	428,097	-
Total U.S. Department of Labor		<u>129,147,008</u>	<u>-</u>
U.S. Department of Transportation			
Airport Improvement Program	20.106	136,950	-
Highway Research and Development Program	20.200	12,979	-
<i>Highway Planning and Construction Cluster</i>			
Highway Planning and Construction	20.205	248,463,304	-
Recreational Trails Program, Revised	20.219	21,442	-
Total Highway Planning and Construction Cluster		<u>248,484,746</u>	<u>-</u>
Highway Training and Education	20.215	150,000	-
<i>FMCSA Cluster</i>			
Motor Carrier Safety Assistance	20.218	1,437,346	-
Motor Carrier Safety Assistance High Priority Activities Grants and Cooperative Agreements	20.237	1,320,036	-
Total FMCSA Cluster		<u>2,757,382</u>	<u>-</u>
Commercial Driver's License Program Implementation Grant	20.232	17,660	-
Fuel Tax Evasion-Intergovernmental Enforcement Effort	20.240	10,490	-
<i>Federal Transit Cluster</i>			
COVID-19 - Federal Transit Formula Grants	20.507	\$ 16,905,899	-
Federal Transit Formula Grants	20.507	25,285,490	-
Total Federal Transit Formula Grants		42,191,389	-
State of Good Repair Grants Program	20.525	88,248	-
Bus and Bus Facilities Formula, Competitive, and Low or No Emissions Programs	20.526	10,911,996	-
Total Federal Transit Cluster		<u>53,191,633</u>	<u>-</u>
COVID-19 - Formula Grants for Rural Areas and Tribal Transit Program	20.509	14,404,008	-
<i>Transit Services Programs Cluster</i>			
COVID-19 - Enhanced Mobility of Seniors and Individuals with Disabilities	20.513	7,730	-
Enhanced Mobility of Seniors and Individuals with Disabilities	20.513	434,209	-
Total Enhanced Mobility of Seniors and Individuals with Disabilities		441,939	-
Total Transit Services Programs Cluster		<u>441,939</u>	<u>-</u>
Public Transportation Innovation	20.530	187,026	-
<i>Highway Safety Cluster</i>			
State and Community Highway Safety	20.600	1,937,767	286,758
National Priority Safety Programs	20.616	1,653,899	153,715
Total Highway Safety Cluster		<u>3,591,666</u>	<u>440,473</u>
Alcohol Open Container Requirements	20.607	934,226	209,650
National Highway Traffic Safety Administration (NHTSA) Discretionary Safety Grants and Cooperative Agreements	20.614	42,836	-
Interagency Hazardous Materials Public Sector Training and Planning Grants	20.703	53,656	14,899
Total U.S. Department of Transportation		<u>324,417,197</u>	<u>665,022</u>
Department of the Treasury			
COVID-19 - Coronavirus Relief Fund	21.019	157,423,440	10,427,380
COVID-19 - Coronavirus State and Local Fiscal Recovery Funds	21.027	179,545,694	55,714,115
Total Department of the Treasury		<u>336,969,134</u>	<u>66,141,495</u>
Equal Employment Opportunity Commission			
Employment Discrimination Title VII of the Civil Rights Act of 1964	30.001	341,574	-
Total Equal Employment Opportunity Commission		<u>341,574</u>	<u>-</u>
Federal Communications Commission			
Emergency Connectivity Fund Program	32.009	910,000	-
Total Federal Communications Commission		<u>910,000</u>	<u>-</u>

See accompanying Notes to Schedule of Expenditures of Federal Awards.

**STATE OF DELAWARE
SCHEDULE OF EXPENDITURES OF FEDERAL AWARDS
YEAR ENDED JUNE 30, 2022**

Federal Grantor/Program or Cluster Title	Assistance Listing Number	Federal Expenditures	Passed Through to Subrecipients
National Endowment for the Arts			
COVID-19 - Promotion of the Arts Partnership Agreements	45.025	\$ 193	\$ -
Promotion of the Arts Partnership Agreements	45.025	1,511,323	-
Total Promotion of the Arts Partnership Agreements		<u>\$ 1,511,516</u>	<u>-</u>
Total National Endowment for the Arts		<u>1,511,516</u>	<u>-</u>
Institute of Museum and Library Services			
COVID-19 - Grants to States	45.310	1,352,744	-
Grants to States	45.310	1,308,176	-
Total Grants to States		<u>2,660,920</u>	<u>-</u>
Total Institute of Museum and Library Services		<u>2,660,920</u>	<u>-</u>
National Science Foundation			
Education and Human Resources	47.076	135,805	-
Total National Science Foundation		<u>135,805</u>	<u>-</u>
Small Business Administration			
State Trade Expansion	59.061	250,537	-
Total Small Business Administration		<u>250,537</u>	<u>-</u>
U.S. Environmental Protection Agency			
Air Pollution Control Program Support	66.001	948,669	-
State Indoor Radon Grants	66.032	89,901	-
Surveys Studies, Research, Investigations Demonstrations, and Special Purpose Activities Relating to the Clean Air Act	66.034	163,543	-
State Clean Diesel Grant Program	66.040	56,648	-
COVID-19 - Multipurpose Grants to States and Tribes	66.204	28,091	-
Multipurpose Grants to States and Tribes	66.204	145,298	-
Total Multipurpose Grants to States and Tribes		173,389	-
Water Pollution Control State, Interstate, and Tribal Program Support	66.419	1,329,750	131,207
State Public Water System Supervision	66.432	553,178	-
State Underground Water Source Protection	66.433	12,349	-
Lead Testing in School and Child Care Program Drinking Water (SDWA 1464(d))	66.444	139,882	-
Water Quality Management Planning	66.454	87,491	-
<i>Clean Water State Revolving Fund Cluster</i>			
Capitalization Grants for Clean Water State Revolving Funds	66.458	7,779,000	-
Total Clean Water State Revolving Fund Cluster		<u>7,779,000</u>	<u>-</u>
Nonpoint Source Implementation Grants	66.460	1,004,208	417,758
Regional Wetland Program Development Grants	66.461	143,047	885
Chesapeake Bay Program	66.466	3,496,346	1,939,362
<i>Drinking Water State Revolving Fund Cluster</i>			
Capitalization Grants for Drinking Water State Revolving Fund	66.468	7,130,420	244,305
Total Drinking Water State Revolving Fund Cluster		<u>7,130,420</u>	<u>244,305</u>
Beach Monitoring and Notification Program Implementation Grants	66.472	167,550	67,279
Performance Partnership Grants	66.605	602,648	-
Hazardous Waste Management State Program Support	66.801	884,475	-
	66.802	311,094	-
Superfund State, Political Subdivision, and Indian Tribe Site-Specific Cooperative Agreements			
Underground Storage Tank Prevention, Detection and Compliance Program	66.804	281,651	-
Leaking Underground Storage Tank Trust Fund Corrective Action Program	66.805	452,230	-
Superfund State and Indian Tribe Core Program Cooperative Agreements	66.809	141,172	-
State and Tribal Response Program Grants	66.817	340,204	-
Total U.S. Environmental Protection Agency		<u>26,288,845</u>	<u>2,800,796</u>
U.S. Department of Energy			
State Energy Program	81.041	89,724	924
Weatherization Assistance for Low-Income Persons	81.042	855,425	807,836
Total U.S. Department of Energy		<u>945,149</u>	<u>808,760</u>

See accompanying Notes to Schedule of Expenditures of Federal Awards.

**STATE OF DELAWARE
SCHEDULE OF EXPENDITURES OF FEDERAL AWARDS
YEAR ENDED JUNE 30, 2022**

Federal Grantor/Program or Cluster Title	Assistance Listing Number	Federal Expenditures	Passed Through to Subrecipients
U.S. Department of Education			
Adult Education - Basic Grants to States	84.002	\$ 2,034,533	\$ 301,680
<i>Student Financial Assistance Programs Cluster</i>			
Federal Supplemental Educational Opportunity Grants	84.007	701,888	-
Federal Work-Study Program	84.033	103,283	-
Federal Pell Grant Program	84.063	18,222,258	-
Federal Direct Student Loans	84.268	14,279,146	-
Total Student Financial Assistance Programs Cluster		33,306,575	-
Title I Grants to Local Educational Agencies	84.010	49,041,025	-
Migrant Education State Grant Program	84.011	337,220	-
Title I State Agency Program for Neglected and Delinquent Children and Youth	84.013	436,682	-
<i>Special Education Cluster (IDEA)</i>			
Special Education Grants to States (IDEA, Part B)	84.027	36,633,284	13,603
Special Education Preschool Grants (IDEA Preschool)	84.173	1,193,272	-
Total Special Education Cluster (IDEA)		37,826,556	13,603
Higher Education Institutional Aid	84.031	297,320	-
<i>TRIO Cluster</i>			
TRIO Talent Search	84.044	357,045	-
TRIO Upward Bound	84.047	1,713,016	-
Total TRIO Cluster		2,070,061	-
Career and Technical Education – Basic Grants to States	84.048	5,663,934	-
Rehabilitation Services Vocational Rehabilitation Grants to States	84.126	11,087,882	-
Migrant Education Coordination Program	84.144	146,130	-
Rehabilitation Services Independent Living Services for Older Individuals Who are Blind	84.177	197,352	-
Special Education-Grants for Infants and Families	84.181	2,049,593	-
Supported Employment Services for Individuals with the Most Significant Disabilities	84.187	222,994	-
Education for Homeless Children and Youth	84.196	296,568	-
Charter Schools	84.282	103,210	-
Twenty-First Century Community Learning Centers	84.287	6,227,458	3,299,356
Education Research, Development and Dissemination	84.305	208,711	-
Special Education - State Personnel Development	84.323	612,025	-
Special Education - Personnel Development to Improve Services and Results for Children with Disabilities	84.325	199,476	-
Special Education Technical Assistance and Dissemination to Improve Services and Results for Children with Disabilities	84.326	59,895	-
Rural Education	84.358	143,491	-
English Language Acquisition State Grants	84.365	1,272,829	-
Supporting Effective Instruction State Grants (formerly Improving Teacher Quality State Grants)	84.367	8,903,564	-
Grants for State Assessments and Related Activities	84.369	3,582,507	-
School Improvement Grants	84.377	395,638	-
Student Support and Academic Enrichment Program	84.424	4,209,274	-
<i>Education Stabilization Fund</i>			
COVID-19 - Governor's Emergency Education Relief Fund	84.425C	4,086,412	-
COVID-19 - Elementary and Secondary School Emergency Relief Fund II	84.425D	88,288,371	-
COVID-19 - HEERF Student Aid Portion	84.425E	7,531,534	-
COVID-19 - HEERF Institutional Portion	84.425F	18,654,989	-
COVID-19 - Coronavirus Response and Relief Supplemental Appropriations Act, 2021 - Emergency Assistance to Non-Public Schools (CRRSA EANS)	84.425R	1,436,388	-
COVID-19 - Elementary and Secondary School Emergency Relief Fund III	84.425U	60,670,630	-
COVID-19 - Homeless Elementary Secondary School Emergency Relief	84.425W	122,127	-
Total Education Stabilization Fund		180,790,451	-
Randolph-Sheppard – Financial Relief and Restoration Payments	84.426	56,657	-
Total U.S. Department of Education		351,779,611	3,614,639
U.S. Election Assistance Commission			
2018 HAVA Election Security Grants	90.404	31,712	-
Total U.S. Election Assistance Commission		31,712	-

See accompanying Notes to Schedule of Expenditures of Federal Awards.

**STATE OF DELAWARE
SCHEDULE OF EXPENDITURES OF FEDERAL AWARDS
YEAR ENDED JUNE 30, 2022**

Federal Grantor/Program or Cluster Title	Assistance Listing Number	Federal Expenditures	Passed Through to Subrecipients
U.S. Department of Health and Human Services			
Department of Health and Human Services	93.000	\$ 30,432	\$ -
COVID-19 - Special Programs for the Aging, Title VII, Chapter 3, Programs for Prevention of Elder Abuse, Neglect, and Exploitation	93.041	\$ 287,174	-
Special Programs for the Aging, Title VII, Chapter 3, Programs for Prevention of Elder Abuse, Neglect, and Exploitation	93.041	<u>17,852</u>	-
Total Special Programs for the Aging, Title VII, Chapter 3, Programs for Prevention of Elder Abuse, Neglect, and Exploitation			305,026
COVID-19 - Special Programs for the Aging, Title VII, Chapter 2, Long Term Care Ombudsman Services for Older Individuals	93.042	17,187	-
Special Programs for the Aging, Title VII, Chapter 2, Long Term Care Ombudsman Services for Older Individuals	93.042	<u>94,065</u>	-
Total Special Programs for the Aging, Title VII, Chapter 2, Long Term Care Ombudsman Services for Older Individuals			111,252
Special Programs for the Aging, Title III, Part D, Disease Prevention and Health Promotion Services	93.043		40,540
<i>Aging Cluster</i>			
COVID-19 - Special Programs for the Aging, Title III, Part B, Grants for Supportive Services and Senior Centers	93.044	271,159	-
Special Programs for the Aging, Title III, Part B, Grants for Supportive Services and Senior Centers	93.044	<u>1,834,840</u>	-
Total Special Programs for the Aging, Title III, Part B, Grants for Supportive Services and Senior Centers			2,105,999
COVID-19 - Special Programs for the Aging, Title III, Part C, Nutrition Services	93.045	1,073,910	-
Special Programs for the Aging, Title III, Part C, Nutrition Services	93.045	<u>2,729,836</u>	-
Total Special Programs for the Aging, Title III, Part C, Nutrition Services			3,803,746
Nutrition Services Incentive Program	93.053	<u>481,698</u>	-
Total Aging Cluster			<u>6,391,443</u>
COVID-19 - Special Programs for the Aging, Title IV, and Title II, Discretionary Projects	93.048	(82,485)	-
Special Programs for the Aging, Title IV, and Title II, Discretionary Projects	93.048	<u>292,076</u>	-
Total Special Programs for the Aging, Title IV, and Title II, Discretionary Projects			209,591
COVID-19 - National Family Caregiver Support, Title III, Part E	93.052	54,353	-
National Family Caregiver Support, Title III, Part E	93.052	<u>542,951</u>	-
Total National Family Caregiver Support, Title III, Part E			597,304
Public Health Emergency Preparedness	93.069		5,047,943
Medical Enrollment Assistance Program	93.071		51,063
Cooperative Agreements to Promote Adolescent Health through School-Based HIV/STD Prevention and School-Based Surveillance	93.079		98,398
Affordable Care Act (ACA) Personal Responsibility Education Program	93.092		251,530
Comprehensive Community Mental Health Services for Children with Serious Emotional Disturbances (SED)	93.104		1,157,326
Maternal and Child Health Federal Consolidated Programs	93.110		684,313
Project Grants and Cooperative Agreements for Tuberculosis Control Programs	93.116		172,042
Emergency Medical Services for Children	93.127		106,288
Cooperative Agreements to States/Territories for the Coordination and Development of Primary Care Offices	93.130		148,549
Projects for Assistance in Transition from Homelessness (PATH)	93.150		397,255
Grants To States for Loan Repayment Program	93.165		43,750
Childhood Lead Poisoning Prevention Program (CLPPP)	93.197		553,714
Family Planning Services	93.217		1,883,698
	93.243		4,095,970
Substance Abuse and Mental Health Services Projects of Regional and National Significance			413,276
Universal Newborn Hearing Screening	93.251		182,251
COVID-19 - Immunization Cooperative Agreements	93.268	13,408,051	-
Immunization Cooperative Agreements	93.268	<u>15,329,577</u>	-
Total Immunization Cooperative Agreements			28,737,628
Viral Hepatitis Prevention and Control	93.270		78,155

See accompanying Notes to Schedule of Expenditures of Federal Awards.

**STATE OF DELAWARE
SCHEDULE OF EXPENDITURES OF FEDERAL AWARDS
YEAR ENDED JUNE 30, 2022**

Federal Grantor/Program or Cluster Title	Assistance Listing Number	Federal Expenditures	Passed Through to Subrecipients
U.S. Department of Health and Human Services (continued)			
COVID-19 - Epidemiology and Laboratory Capacity for Infectious Diseases	93.323	\$ 34,151,838	\$ -
Epidemiology and Laboratory Capacity for Infectious Diseases	93.323	<u>20,902,741</u>	-
Total Epidemiology and Laboratory Capacity for Infectious Diseases		\$ 55,054,579	
State Health Insurance Assistance Program	93.324	255,024	-
Behavioral Risk Factor Surveillance System	93.336	309,458	-
COVID-19 - Public Health Crisis Response Award	93.354	352,463	-
Public Health Crisis Response Award	93.354	<u>795,308</u>	-
Total Public Health Crisis Response Award		1,147,771	
ACL Independent Living State Grants	93.369	337,776	-
National and State Tobacco Control Program	93.387	1,079,478	-
COVID-19 - Activities to Support State, Tribal, Local and Territorial (STLT) Health Department Response to Public Health or Healthcare Crises	93.391	1,581	-
Activities to Support State, Tribal, Local and Territorial (STLT) Health Department Response to Public Health or Healthcare Crises	93.391	<u>737,357</u>	-
Total Activities to Support State, Tribal, Local and Territorial (STLT) Health Department Response to Public Health or Healthcare Crises		738,938	
COVID-19 - Strengthening Public Health Systems and Services through National Partnerships to Improve and Protect the Nation's Health	93.421	3,411	-
Strengthening Public Health Systems and Services through National Partnerships to Improve and Protect the Nation's Health	93.421	<u>65,878</u>	-
Total Strengthening Public Health Systems and Services through National Partnerships to Improve and Protect the Nation's Health		69,289	
1332 State Innovation Waivers	93.423	23,823,973	-
Improving the Health of Americans through Prevention and Management of Diabetes and Heart Disease	93.426	1,885,585	-
Well-Integrated Screening and Evaluation for Women Across the Nation (WISEWOMAN)	93.436	376,649	-
Title IV-E Kinship Navigator Program	93.471	208,756	-
Preventing Maternal Deaths: Supporting Maternal Mortality Review Committees	93.478	120,527	-
Community Health Workers for Public Health Response and Resilient	93.495	54,139	-
COVID-19 - Promoting Safe and Stable Families	93.556	157,761	-
Promoting Safe and Stable Families	93.556	<u>1,358,664</u>	-
Total Promoting Safe and Stable Families		1,516,425	
Temporary Assistance for Needy Families	93.558	33,308,089	-
Child Support Enforcement	93.563	17,625,457	-
Refugee and Entrant Assistance State/Replacement Designee Administered Programs	93.566	101,980	-
COVID-19 - Low-Income Home Energy Assistance	93.568	2,460,960	2,211,713
Low-Income Home Energy Assistance	93.568	<u>7,793,038</u>	6,273,817
Total Low-Income Home Energy Assistance		10,253,998	
COVID-19 - Community Services Block Grant	93.569	2,445,760	-
Community Services Block Grant	93.569	<u>4,050,306</u>	67,279
Total Community Services Block Grant		6,496,066	
CCDF Cluster			
COVID-19 - Child Care and Development Block Grant	93.575	88,210,837	-
Child Care and Development Block Grant	93.575	<u>25,607,958</u>	-
Total Child Care and Development Block Grant		113,818,795	
Child Care Mandatory and Matching Funds of the Child Care and Development Fund	93.596	<u>7,197,452</u>	-
Total CCDF Cluster		121,016,247	-
COVID-19 - State Court Improvement Program	93.586	55,854	-
State Court Improvement Program	93.586	<u>315,451</u>	-
Total State Court Improvement Program		371,305	
Grants to States for Access and Visitation Programs	93.597	85,778	-
COVID-19 - Chafee Education and Training Vouchers Program (ETV)	93.599	65,637	-
Chafee Education and Training Vouchers Program (ETV)	93.599	<u>94,536</u>	-
Total Chafee Education and Training Vouchers Program (ETV)		160,173	

See accompanying Notes to Schedule of Expenditures of Federal Awards.

**STATE OF DELAWARE
SCHEDULE OF EXPENDITURES OF FEDERAL AWARDS
YEAR ENDED JUNE 30, 2022**

Federal Grantor/Program or Cluster Title	Assistance Listing Number	Federal Expenditures	Passed Through to Subrecipients
U.S. Department of Health and Human Services (continued)			
<i>Head Start Cluster</i>			
COVID-19 - Head Start	93.600	\$ 12,238	\$ -
Head Start	93.600	<u>2,821,715</u>	1,713,078
Total Head Start		<u>\$ 2,833,953</u>	<u>1,713,078</u>
Total Head Start Cluster		2,833,953	1,713,078
Adoption and Legal Guardianship Incentive Payments	93.603	85,049	-
Developmental Disabilities Basic Support and Advocacy Grants	93.630	681,484	304,494
Section 9813: State Planning Grants for Qualifying Community-Based Mobile Crisis Intervention Services	93.639	117,654	-
Children's Justice Grants to States	93.643	128,944	-
COVID-19 - Stephanie Tubbs Jones Child Welfare Services Program	93.645	116,819	-
Stephanie Tubbs Jones Child Welfare Services Program	93.645	<u>793,198</u>	-
Total Stephanie Tubbs Jones Child Welfare Services Program		910,017	
Foster Care Title IV-E	93.658	2,207,840	-
Adoption Assistance	93.659	4,306,050	-
Substance Use-Disorder Prevention that Promotes Opioid Recovery and Treatment (SUPPORT) for Patients and Communities Act	93.664	1,547,497	-
COVID-19 - Emergency Grants to Address Mental and Substance Use Disorders During COVID-19	93.665	1,066,982	337,958
Social Services Block Grant	93.667	4,219,845	-
Child Abuse and Neglect State Grants	93.669	252,087	-
COVID-19 - Family Violence Prevention and Services/Domestic Violence Shelter and Supportive Services	93.671	174,993	169,484
Family Violence Prevention and Services/Domestic Violence Shelter and Supportive Services	93.671	<u>789,807</u>	764,945
Total Family Violence Prevention and Services/Domestic Violence Shelter and Supportive Services		964,800	
COVID-19 - Chafee Foster Care Independence Program	93.674	433,524	-
Chafee Foster Care Independence Program	93.674	<u>500,566</u>	-
Total Chafee Foster Care Independence Program		934,090	
Preventive Health and Health Services Block Grant funded solely with Prevention and Public Health Funds (PPHF)	93.758	274,331	-
Children's Health Insurance Program	93.767	29,389,334	-
<i>Medicaid Cluster</i>			
State Medicaid Fraud Control Units	93.775	1,659,717	-
State Survey and Certification of Health Care Providers and Suppliers	93.777	2,364,427	-
Medical Assistance Program	93.778	<u>2,051,619,714</u>	-
Total Medicaid Cluster		2,055,643,858	-
Opioid STR	93.788	19,413,362	5,954,777
COVID-19 - Maternal, Infant and Early Childhood Home Visiting Grant	93.870	4,293	-
Maternal, Infant and Early Childhood Home Visiting Grant	93.870	<u>4,200,146</u>	-
Total Maternal, Infant and Early Childhood Home Visiting Grant		4,204,439	
COVID-19 - National Bioterrorism Hospital Preparedness Program	93.889	149,398	-
National Bioterrorism Hospital Preparedness Program	93.889	<u>876,079</u>	-
Total National Bioterrorism Hospital Preparedness Program		1,025,477	

See accompanying Notes to Schedule of Expenditures of Federal Awards.

**STATE OF DELAWARE
SCHEDULE OF EXPENDITURES OF FEDERAL AWARDS
YEAR ENDED JUNE 30, 2022**

Federal Grantor/Program or Cluster Title	Assistance Listing Number	Federal Expenditures	Passed Through to Subrecipients
U.S. Department of Health and Human Services (continued)			
Cancer Prevention and Control Programs for State, Territorial and Tribal Organizations	93.898	\$ 2,055,485	\$ -
Foster Grandparent Program	93.912	167,065	-
Grants to States for Operation of State Offices of Rural Health	93.913	278,418	-
HIV Care Formula Grants	93.917	5,213,024	-
HIV Prevention Activities Health Department Based	93.940	1,278,823	-
Human Immunodeficiency Virus (HIV)/Acquired Immunodeficiency Virus Syndrome (AIDS) Surveillance	93.944	412,491	-
Cooperative Agreements to Support State-Based Safe Motherhood and Infant Health Initiative Programs	93.946	365,230	-
COVID-19 - Block Grants for Community Mental Health Services	93.958	\$ 52,939	-
Block Grants for Community Mental Health Services	93.958	<u>715,373</u>	32,212
Total Block Grants for Community Mental Health Services		768,312	
COVID-19 - Block Grants for Prevention and Treatment of Substance Abuse	93.959	348,271	-
Block Grants for Prevention and Treatment of Substance Abuse	93.959	<u>5,694,496</u>	560,283
Total Block Grants for Prevention and Treatment of Substance Abuse		6,042,767	
Sexually Transmitted Diseases (STD) Prevention and Control Grants	93.977	1,185,943	-
COVID-19 - Mental Health Disaster Assistance and Emergency Mental Health	93.982	685,584	6,008
Maternal and Child Health Services Block Grant to the States	93.994	<u>2,055,707</u>	-
Total U.S. Department of Health and Human Services		<u>2,478,488,863</u>	<u>19,174,353</u>
Corporation for National and Community Service			
State Commissions	94.003	258,966	-
AmeriCorps	94.006	750,480	702,049
Training and Technical Assistance	94.009	216,701	-
<i>Foster Grandparent/Senior Companion Cluster</i>			
Foster Grandparent Program	94.011	<u>153,597</u>	-
Total Foster Grandparent/Senior Companion Cluster		<u>153,597</u>	
Total Corporation for National and Community Service		<u>1,379,744</u>	<u>702,049</u>
Executive Office of the President			
High Intensity Drug Trafficking Program	95.001	<u>65,309</u>	-
Total Executive Office of the President		<u>65,309</u>	<u>-</u>
Social Security Administration			
<i>Disability Insurance/SSI Cluster</i>			
Social Security Disability Insurance	96.001	<u>4,855,055</u>	-
Total Disability Insurance/SSI Cluster		<u>4,855,055</u>	-
Total Social Security Administration		<u>4,855,055</u>	<u>-</u>
U.S. Department Homeland Security			
Non-Profit Security Program	97.008	185,344	185,344
Boating Safety Financial Assistance	97.012	680,522	-
Community Assistance Program State Support Services Element (CAP-SSSE)	97.023	59,219	-
Flood Mitigation Assistance	97.029	43,581	-
COVID-19 - Disaster Grants - Public Assistance (Presidentially Declared Disasters)	97.036	137,569,861	17,184,667
Disaster Grants - Public Assistance (Presidentially Declared Disasters)	97.036	<u>1,667,769</u>	-
Total Crisis Disaster Grants - Public Assistance (Presidentially Declared Disasters)		139,237,630	
National Dam Safety Program	97.041	45,898	31,968
COVID-19 - Emergency Management Performance Grants	97.042	232,369	-
Emergency Management Performance Grants	97.042	<u>3,390,619</u>	967,789
Total Emergency Management Performance Grants		3,622,988	

See accompanying Notes to Schedule of Expenditures of Federal Awards.

**STATE OF DELAWARE
SCHEDULE OF EXPENDITURES OF FEDERAL AWARDS
YEAR ENDED JUNE 30, 2022**

Federal Grantor/Program or Cluster Title	Assistance Listing Number	Federal Expenditures	Passed Through to Subrecipients
U.S. Department Homeland Security (continued)			
Assistance to Firefighters Grant	97.044	\$ 83,426	\$ -
Cooperating Technical Partners	97.045	86,271	-
Pre-Disaster Mitigation	97.047	210,047	210,047
COVID-19 - Presidential Declared Disaster Assistance to Individuals and Households - Other Needs	97.050	1,226,373	-
Port Security Grant Program	97.056	421,528	-
Homeland Security Grant Program	97.067	4,294,055	372,760
Total U.S. Department Homeland Security		<u>150,196,882</u>	<u>18,952,575</u>
Research and Development Cluster			
U.S. Department of Commerce			
Coastal Zone Management Estuarine Research	11.420	598,308	10,000
National Science Foundation			
Integrative Activities	47.083	265,731	-
U.S. Department of Energy			
Conservation Research and Development	81.086	20,000	-
U.S. Department of Health and Human Services			
Food and Drug Administration Research	93.103	394,970	13,899
Injury Prevention and Control Research and State and Community Based Programs	93.136	6,429,874	-
Pharmacology, Physiology, and Biological Chemistry Research	93.859	125,926	-
Total Research and Development Cluster		<u>7,834,809</u>	<u>23,899</u>
Total Expenditures of Federal Awards		<u>\$ 4,432,831,986</u>	<u>\$ 144,038,614</u>

See accompanying Notes to Schedule of Expenditures of Federal Awards.

**STATE OF DELAWARE
NOTES TO SCHEDULE OF EXPENDITURES OF FEDERAL AWARDS
YEAR ENDED JUNE 30, 2022**

NOTE 1 SUMMARY OF SIGNIFICANT ACCOUNTING POLICIES

Reporting Entity

The accompanying schedule of expenditures of federal awards (the SEFA) includes the federal award activity of State of Delaware under programs of the federal government for the year ended June 30, 2022. The information in the SEFA is presented in accordance with the requirements of Title 2 U.S. *Code of Federal Regulations* Part 200, *Uniform Administrative Requirements, Cost Principles, and Audit Requirements for Federal Awards* (Uniform Guidance). Because the SEFA presents operations of the State of Delaware, it is not intended to, and does not, present the financial position, changes in net assets, or cash flows of those programs administered by the Delaware State Housing Authority, Diamond State Port Corporation, Riverfront Development Corporation, Delaware State University, Delaware Charter Schools, and Delaware Agricultural Lands Preservation Foundation.

Basis of Accounting

Expenditures reported on the SEFA are reported on the cash basis of accounting except for the inclusion of noncash items. Therefore, some amounts presented in the SEFA may differ from amounts presented in, or used in the preparation of, the State of Delaware's basic financial statements. Such expenditures are recognized following the cost principles contained in the Uniform Guidance, wherein certain types of expenditures are not allowable or are limited as to reimbursement. Negative amounts shown on the SEFA represent adjustments or credits made in the normal course of business to amounts reported as expenditures in prior years. The State of Delaware has elected not to use the 10% de minimis indirect cost rate as allowed under the Uniform Guidance and continues to use a negotiated rate.

NOTE 2 STUDENT FINANCIAL ASSISTANCE PROGRAMS

Federally guaranteed loans issued to students of Delaware Technical and Community College (DTCC) by financial institutions during the year ended June 30, 2022 totaled \$33,306,575. This amount is included on the SEFA (Assistance Listing # 84.007, 84.033, 84.063, 84.268).

DTCC is responsible only for the performance of certain administration duties with respect to federally guaranteed student loan programs, and accordingly, it is not practical to determine the balances of loans outstanding to students and former students of DTCC under these programs.

**STATE OF DELAWARE
NOTES TO SCHEDULE OF EXPENDITURES OF FEDERAL AWARDS
YEAR ENDED JUNE 30, 2022**

NOTE 3 REVOLVING LOAN FUNDS

The Clean Water State Revolving Fund and the Drinking Water State Revolving Fund are revolving loan funds. Federal funded new loans provided under these programs are included as expenditures on the schedule of expenditures of federal awards. The State had the following loan balances outstanding at June 30, 2022:

	Assistance Listing	Amounts Outstanding
Clean Water State Revolving Fund	66.458	\$ 248,596,733
Drinking Water State Revolving Fund	66.468	100,203,811
Total		\$ 348,800,544

The amounts shown as outstanding for Assistance Listing numbers 66.458 and 66.468 were not funded entirely with federal monies.

NOTE 4 UNEMPLOYMENT INSURANCE FUNDS

State Unemployment tax revenues and the government and nonprofit contributions in lieu of state taxes (State UI funds) must be deposited into the Unemployment Trust Fund in the U.S. Treasury. Use of these funds is restricted to pay benefits under the federally approved State Unemployment Law. State UI funds as well as federal funds are reported in the SEFA under Assistance Listing number 17.225. The claim payments included in the SEFA at June 30, 2022 were \$113,560,333.

NOTE 5 NONCASH ASSISTANCE

The State is the recipient of federal financial assistance programs that do not result in cash receipts of disbursements. Noncash amounts received by the State are included in the SEFA as follows:

	Assistance Listing	Amounts
Pandemic EBT - Food Benefits	10.542	\$ 69,403,009
Supplemental Nutrition Assistance Program (EBT Payments)	10.551	323,183,065
Emergency Food Assistance Program (Commodities)	10.569	2,145,291
Food for Education (Commodities)	10.608	6,406,309
Immunization Grants (Vaccines)	93.268	11,583,708

NOTE 6 SUBRECIPIENTS

The amount of expenditures paid to subrecipients was \$144,038,614 for the year ended June 30, 2022.

**STATE OF DELAWARE
NOTES TO SCHEDULE OF EXPENDITURES OF FEDERAL AWARDS
YEAR ENDED JUNE 30, 2022**

NOTE 7 RESEARCH AND DEVELOPMENT

The total direct amount expended for Research and Development was \$7,834,809 for the year ended June 30, 2022.

NOTE 8 DISASTER GRANTS – PUBLIC ASSISTANCE (ASSISTANCE LISTING 97.036)

After a Presidential-Declared Disaster, FEMA provides a Public Assistance Grant to reimburse eligible costs associated with repair, replacement, or restoration of disaster-damaged facilities. The federal government reimburses in the form of cost-shared grants which requires state matching funds. For the year ended June 30, 2022, \$120,865,101 of approved eligible expenditures that were incurred in a prior year are included on the schedule.

NOTE 9 REBATES FROM THE SPECIAL SUPPLEMENTAL NUTRITION PROGRAM FOR WOMEN, INFANTS, AND CHILDREN (WIC)

During fiscal year 2022, the State received cash rebates from infant formula manufacturers in the amount of \$4,329,943 on sales of formula to participants in the WIC program (Assistance Listing 10.557), which are netted against total expenditures included in the schedule. Rebate contracts with infant formula manufacturers are authorized by Code of Federal Regulations, Title 7: Agriculture, Subtitle B, Chapter II, Subchapter A, Part 246.16a as a cost containment measure. Rebates represent a reduction of expenditures previously incurred for WIC food benefit costs. Applying the rebates received to such costs enabled the State to extend program benefits to more participants than could have been serviced this fiscal year in the absence of the rebate contract.

NOTE 10 DONATED PERSONAL PROTECTIVE EQUIPMENT (PPE) (UNAUDITED)

The State is the recipient of federally donated PPE. The fair market value of the PPE at the time of receipt was \$14,828.

NOTE 11 CCDF CLUSTER (ASSISTANCE LISTINGS 93.575 AND 93.596)

Expenditures reported in the Schedule for the Child Care Development Fund (CCDF) Cluster include the following funding sources:

	Amounts
CCDBG	\$ 25,607,958
CCDF Mandatory and Matching	7,197,452
CCDF CARES	2,399,662
CCDF CRRSA	85,811,175
	<u>\$ 121,016,247</u>

SCHEDULE OF FINDINGS AND QUESTIONED COSTS

**STATE OF DELAWARE
SCHEDULE OF FINDINGS AND QUESTIONED COSTS
YEAR ENDED JUNE 30, 2022**

Section I – Summary of Auditors’ Results

Financial Statements

- | | | |
|--|-----------------------|---------------------------------|
| 1. Type of auditors’ report issued: | Unmodified | |
| 2. Internal control over financial reporting: | | |
| • Material weakness(es) identified? | <u> x </u> yes | <u> </u> no |
| • Significant deficiency(ies) identified? | <u> x </u> yes | <u> </u> none reported |
| 3. Noncompliance material to financial statements noted? | <u> </u> yes | <u> x </u> no |

Federal Awards

- | | | |
|---|----------------------|---------------------------------|
| 1. Internal control over major federal programs: | | |
| • Material weakness(es) identified? | <u> x </u> yes | <u> </u> no |
| • Significant deficiency(ies) identified? | <u> x </u> yes | <u> </u> none reported |
| 2. Type of auditors’ report issued on compliance for major federal programs: | See Below | |
| 3. Any audit findings disclosed that are required to be reported in accordance with 2 CFR 200.516(a)? | <u> x </u> yes | <u> </u> no |

Dollar threshold used to distinguish between Type A and Type B programs:	\$ <u>13,298,496</u>
--	----------------------

Auditee qualified as low-risk auditee?	<u> </u> yes	<u> x </u> no
--	-----------------------	---------------------

**STATE OF DELAWARE
SCHEDULE OF FINDINGS AND QUESTIONED COSTS (CONTINUED)
YEAR ENDED JUNE 30, 2022**

Identification of Major Federal Programs

Major Programs	Assistance Listing	Opinion
Child Nutrition Cluster	10.553, 10.555, 10.559, 10.582	Unmodified
Unemployment Insurance	17.225	Qualified
Federal Transit Cluster	20.507, 20.525, 20.526	Unmodified
Formula Grants for Rural Areas	20.509	Unmodified
Coronavirus Relief Fund	21.019	Unmodified
Coronavirus State and Local Fiscal Recovery Funds	21.027	Qualified
Student Financial Assistance Cluster	84.007, 84.033, 84.063, 84.268	Unmodified
Title I Grants to Local Educational Agencies	84.010	Unmodified
Education Stabilization Fund	84.425	Qualified
Epidemiology and Laboratory Capacity for Infectious Diseases (ELC)	93.323	Unmodified
1332 State Innovation Waivers	93.423	Unmodified
Temporary Assistance for Needy Families	93.558	Unmodified
Low-Income Home Energy Assistance	93.568	Qualified
Childrens Health Insurance Program	93.767	Qualified
Medicaid Cluster	93.775, 93.777, 93.778	Qualified
Opioid STR	93.788	Qualified
Block Grants for Prevention and Treatment of Substance Abuse	93.959	Qualified
Disaster Grants - Public Assistance (Presidentially Declared Disasters)	97.036	Qualified

**STATE OF DELAWARE
SCHEDULE OF FINDINGS AND QUESTIONED COSTS (CONTINUED)
YEAR ENDED JUNE 30, 2022**

Section II – Financial Statement Findings

Material Weakness

Finding 2022-001 – Unemployment Fund – Account Reconciliations

Condition

The Department of Labor did not have controls properly implemented to ensure that accounts were reconciled timely, and balances were recorded accurately.

Criteria

COSO/Internal Control Framework defines control activities as “policies and procedures that help ensure management’s directives are carried out.” Management review controls are defined as, “the activities of a person, different than the preparer, through analyzing and performing oversight of activities performed, and is an integral part of any internal control structure.”

Context

We encountered significant difficulties in obtaining reconciliations and account details to complete our audit procedures over the Unemployment Fund. The Department of Labor does not have adequate staff or the established internal controls over financial reporting in place to ensure the reconciliation and review of account balances at year-end are performed accurately and timely. In addition, the mainframe system used to produce account details does not provide user friendly reports to assist staff and management with performing and reviewing account reconciliations.

Effect

Certain adjustments were required to be made to the accounting records by the State’s Division of Accounting subsequent to the start of the audit process. This resulted in a delay in issuing the State’s ACFR by December 31, 2022.

Cause

Various factors contributed to the cause of the finding. Firstly, the accounting system used by the Unemployment Fund is an antiquated system and it is difficult to produce user friendly information out of this system on a timely basis for account reconciliations and review. Secondly, the initial trial balance received required additional reconciliation and review by the Department of Labor before we could complete our audit procedures. Thirdly, the Department does not have adequate staffing in place to complete required accounting work, including account reviews and reconciliations, on a timely basis and required the State’s Division of Accounting to assist with this process before we were able to complete our audit procedures.

Recommendation

We recommend that the Department of Labor ensure adequate staffing is in place for the required workload and that the Department establish policies and procedures for their year-end close and the account reconciliation process to ensure accounts are properly stated. The policies and procedures established should also ensure account reconciliations are reviewed timely and by the appropriate personnel.

**STATE OF DELAWARE
SCHEDULE OF FINDINGS AND QUESTIONED COSTS (CONTINUED)
YEAR ENDED JUNE 30, 2022**

Section II – Financial Statement Findings (Continued)

Management Response

Management concurs with the finding. The Agency has made a commitment to recruit and hire vacant MERIT positions within the accounting unit and supplement with contractual resources to ensure reconciliation timeliness. The agency is partnering with an outside accounting firm to assist with continuous improvements and year end close process. Agency has reviewed and updated procedures up to and including monthly due dates to ensure timely reporting and discrepancy investigation. Supervisor and Tax Collection Manager will verify monthly report timeliness.

**STATE OF DELAWARE
SCHEDULE OF FINDINGS AND QUESTIONED COSTS (CONTINUED)
YEAR ENDED JUNE 30, 2022**

Section II – Financial Statement Findings (Continued)

Significant Deficiency

Finding 2022-002 – Unemployment Fund – Allowance for Doubtful Accounts

Condition

The Department of Labor (DOL) did not have a documented methodology or understanding of the methodology used in determining the allowance for doubtful accounts for accounts receivable and taxes receivable.

Criteria

The State of Delaware’s Budget and Accounting Policy Manual states that “Management is responsible for maintaining and communicating written policies and procedures to ensure that an effective system of internal control exists within each Organization. Effective policies and procedures help ensure management directives are carried out and that necessary actions are taken to address risks to the achievement of the Organization’s objectives. Managers should continuously monitor and improve the effectiveness of internal control associated with DOL’s respective internal programs. This continuous monitoring and other periodic evaluations provide the basis for management’s verification that existing controls are sufficient to safeguard the Organization’s assets.”

Context

The Department was unable to support the allowance for doubtful accounts calculation for accounts receivable and taxes receivable with a documented methodology and did not have a good understanding of the historical methodology applied.

Effect

The Division of Accounting reviewed the Department’s allowance calculations and subsequently made adjustments to the allowance calculation using historical allowance percentages.

Cause

The Department of Labor did not have documented policy and procedures to support the allowance calculation and ensure DOL’s approach was reasonable.

Recommendation

We recommend that the Department of Labor establish a written methodology and policies and procedures for the methodology used to determine the allowance for doubtful accounts for accounts receivable and taxes receivable. The Department should also implement processes to regular review this methodology to ensure it is reasonable and reflective of actual collectibility.

Management Response

Management concurs with the finding. The Agency is committed to working with our outside accounting partner to establish the allowance methodology. We are developing procedures for completing allowance for doubtful support and ensuring adequate training. Agency will review the methodology regularly. We estimate documented methodology and policies to be completed by 5/30 in preparation for EOY closeout.

**STATE OF DELAWARE
SCHEDULE OF FINDINGS AND QUESTIONED COSTS (CONTINUED)
YEAR ENDED JUNE 30, 2022**

Section III – Findings and Questioned Costs – Major Federal Programs

Matrix of Findings by Federal Agency and Federal Program

Major Federal Program	Federal Agency (Prefix)	Assistance Listing	Finding #	Internal Control		Compliance
				Material Weakness	Significant Deficiency	
Child Nutrition Cluster	U.S.D.A. (10)	10.553, 10.555, 10.559, 10.582	2022-003		X	X
Unemployment Insurance	U.S. DOL (17)	17.225	2022-004	X		X
Unemployment Insurance	U.S. DOL (17)	17.225	2022-005	X		X
Unemployment Insurance	U.S. DOL (17)	17.225	2022-006		X	X
Unemployment Insurance	U.S. DOL (17)	17.225	2022-007		X	X
Unemployment Insurance	U.S. DOL (17)	17.225	2022-008		X	X
Unemployment Insurance	U.S. DOL (17)	17.225	2022-009		X	X
Coronavirus State and Local Fiscal Recovery Funds	U.S. TREAS (21)	21.027	2022-010	X		X
Coronavirus State and Local Fiscal Recovery Funds	U.S. TREAS (21)	21.027	2022-011		X	X
Epidemiology and Laboratory Capacity for Infectious Diseases (ELC)	U.S HHS (93)	93.323	2022-012		X	X
Epidemiology and Laboratory Capacity for Infectious Diseases (ELC)	U.S HHS (93)	93.323	2022-013		X	X
1332 State Innovation Waivers	U.S HHS (93)	93.423	2022-014		X	X
Temporary Assistance for Needy Families	U.S HHS (93)	93.558	2022-015		X	X
Temporary Assistance for Needy Families	U.S HHS (93)	93.558	2022-016		X	X
Low-Income Home Energy Assistance Program	U.S HHS (93)	93.568	2022-017	X		X
Children's Health Insurance Program	U.S HHS (93)	93.767	2022-018	X		X
Medicaid Cluster; Children's Health Insurance Program	U.S HHS (93)	93.775, 93.777, 93.778, 93.767	2022-019		X	

**STATE OF DELAWARE
SCHEDULE OF FINDINGS AND QUESTIONED COSTS (CONTINUED)
YEAR ENDED JUNE 30, 2022**

Section III – Findings and Questioned Costs – Major Federal Programs (Continued)

Matrix of Findings by Federal Agency and Federal Program (Continued)

Major Federal Program	Federal Agency (Prefix)	Assistance Listing	Finding #	Internal Control		Compliance
				Material Weakness	Significant Deficiency	
Medicaid Cluster; Children's Health Insurance Program	U.S HHS (93)	93.775, 93.777, 93.778, 93.767	2022-020	X		X
Medicaid Cluster; Children's Health Insurance Program	U.S HHS (93)	93.775, 93.777, 93.778, 93.767	2022-021	X		X
Opioid State Targeted Response	U.S HHS (93)	93.788	2022-022	X		X
Opioid State Targeted Response	U.S HHS (93)	93.788	2022-023		X	X
Block Grants for Prevention and Treatment of Substance Abuse	U.S HHS (93)	93.959	2022-024	X		X
Block Grants for Prevention and Treatment of Substance Abuse	U.S HHS (93)	93.959	2022-025	X		X
Block Grants for Prevention and Treatment of Substance Abuse	U.S HHS (93)	93.959	2022-026	X		X
Block Grants for Prevention and Treatment of Substance Abuse	U.S HHS (93)	93.959	2022-027		X	X
Disaster Grants - Public Assistance (Presidentially Declared Disasters)	U.S. DHS (97)	97.036	2022-028	X		X
Disaster Grants - Public Assistance (Presidentially Declared Disasters)	U.S. DHS (97)	97.036	2022-029	X		X
Student Financial Assistance Cluster	U.S DOE (84)	84.007, 84.033, 84.063, 84.268	2022-030		X	X
Student Financial Assistance Cluster	U.S DOE (84)	84.007, 84.033, 84.063, 84.268	2022-031		X	X
Student Financial Assistance Cluster	U.S DOE (84)	84.007, 84.033, 84.063, 84.268	2022-032		X	X
Education Stabilization Fund	U.S DOE (84)	84.425E,F	2022-033	X		X

**STATE OF DELAWARE
SCHEDULE OF FINDINGS AND QUESTIONED COSTS (CONTINUED)
YEAR ENDED JUNE 30, 2022**

Section III – Findings and Questioned Costs – Major Federal Programs (Continued)

Reference Number: 2022-003
Prior Year Finding: No
Federal Agency: U.S. Department of Agriculture
State Department Name: Department of Education
Federal Program: Child Nutrition Cluster
Assistance Listing Number: 10.553, 10.555, 10.559, 10.582
Award Number and Year: 1DE303301 (10/1/2020 – 9/30/2022)
Compliance Requirement: Suspension and Debarment
Type of Finding: Significant Deficiency in Internal Control Over Compliance, Other Matters

Criteria or specific requirement:

Compliance: 2 CFR 200.214 Suspension and Debarment restricts awards, subawards, and contracts with certain parties that are debarred, suspended, or otherwise excluded from or ineligible for participation in Federal assistance programs or activities.

2 CFR 180.300 states that an entity may determine suspension and debarment status by:

- (a) Checking SAM (System for Award Management) Exclusions; or
- (b) Collecting a certification from that person; or
- (c) Adding a clause or condition to the covered transaction with that person.

Control: Per 2 CFR section 200.303(a), a non-Federal entity must: Establish and maintain effective internal control over the Federal award that provides reasonable assurance that the non-Federal entity is managing the Federal award in compliance with Federal statutes, regulations, and the terms and conditions of the Federal award. These internal controls should comply with guidance in “Standards for Internal Control in the Federal Government” issued by the Comptroller General of the United States or the “Internal Control Integrated Framework”, issued by the Committee of Sponsoring Organizations of the Treadway Commission (COSO).

Condition:

The Department of Education (Department) did not determine the suspension and debarment status of subrecipients with expenditures exceeding \$25,000 as required by federal regulations.

Context:

The suspension and debarment status for 1 of 5 subrecipients was not documented.

Questioned costs:

There are no questioned costs related to this finding as the subrecipient was not federally suspended or debarred.

Cause:

The Department’s procedures and internal controls over suspension and debarment are not sufficient to ensure that all subrecipients’ suspension and debarment status is verified timely.

**STATE OF DELAWARE
SCHEDULE OF FINDINGS AND QUESTIONED COSTS (CONTINUED)
YEAR ENDED JUNE 30, 2022**

Section III – Findings and Questioned Costs – Major Federal Programs (Continued)

Effect:

Failure to verify the suspension and debarment status of subrecipients may result in the State issuing subawards to subrecipients that are suspended or debarred and not authorized to provide services under the program.

Recommendation:

The Department should ensure policies and procedures include the three options for determining suspension and debarment status listed in 2 CFR 180.300 and that controls are sufficient to ensure that the suspension and debarment status is verified for all subrecipients prior to issuance of the subawards.

Views of responsible officials:

The Delaware Department of Education (DDOE) Nutrition Team will update the online School Nutrition application to include a certification statement similar to the statement below.

Have any current principal staff been debarred, suspended, proposed for debarment, declared ineligible, or voluntarily excluded from participation in this transaction by any Federal department or agency. Yes/No.

The DDOE Nutrition Team will check SAM exclusions on sam.gov until the application is updated.

STATE OF DELAWARE
SCHEDULE OF FINDINGS AND QUESTIONED COSTS (CONTINUED)
YEAR ENDED JUNE 30, 2022

Section III – Findings and Questioned Costs – Major Federal Programs (Continued)

Reference Number: 2022-004
Prior Year Finding: No
Federal Agency: U.S. Department of Labor
State Department Name: Department of Labor
State Division Name: Division of Unemployment Insurance
Federal Program: Unemployment Insurance, COVID-19 – Unemployment Insurance
Assistance Listing Number: 17.225
Award Number and Year: UI340502055A10 (10/1/2019 – 12/31/2022), UI347072055A10 (4/1/2020 – 6/30/2023), UI372152255A10 (10/1/2021 – 12/31/2024)
Compliance Requirement: Special Tests and Provisions – UI Benefit Payments
Type of Finding: Material Weakness in Internal Control Over Compliance, Material Noncompliance

Criteria or specific requirement:

Compliance: The State Workforce Agency (SWA) is required by 20 CFR section 602.11(d) to operate and maintain a quality control system. The Benefits Accuracy Measurement (BAM) program is DOL's quality control system designed to assess the accuracy of UI benefit payments and denied claims, unless the SWA is exempted from such requirement (20 CFR section 602.22). The program estimates error rates, that is, numbers of claims improperly paid or denied, and dollar amounts of benefits improperly paid or denied, by projecting the results from investigations of statistically sound random samples to the universe of all claims paid and denied in a state. Specifically, the SWA's BAM unit is required to draw a weekly sample of payments and denied claims, complete prompt, and in-depth investigations to determine if the administration of the UC program is consistent with state and federal law (20 CFR section 602.21(d)).

As presented in the ET Handbook No. 395, the investigation involves a review of state agency records, as well as contacting the claimant, employers, and third parties (either in-person, by telephone, or by fax) to conduct new and original fact-finding related to all of the information pertinent to the paid or denied claim that was sampled. BAM investigators review cases for adherence to federal and state law as well as official policy. The following time limits are established for completion of all cases for the year. (The "year" includes all batches of weeks ending in the calendar year.):

- a minimum of 70% of cases must be completed within 60 days of the week ending date of the batch;
- 95% of cases must be completed within 90 days of the week ending date of the batch;
- a minimum of 98% of cases for the year must be completed within 120 days of the ending date of the calendar year.

Control: Per 2 CFR section 200.303(a), a non-Federal entity must: Establish and maintain effective internal control over the Federal award that provides reasonable assurance that the non-Federal entity is managing the Federal award in compliance with Federal statutes, regulations, and the terms and conditions of the Federal award. These internal controls should comply with guidance in "Standards for Internal Control in the Federal Government" issued by the Comptroller General of the United States or the "Internal Control Integrated Framework", issued by the Committee of Sponsoring Organizations of the Treadway Commission (COSO).

**STATE OF DELAWARE
SCHEDULE OF FINDINGS AND QUESTIONED COSTS (CONTINUED)
YEAR ENDED JUNE 30, 2022**

Section III – Findings and Questioned Costs – Major Federal Programs (Continued)

Condition:

The Division did not complete BAM case investigations within the time limits established in the ET Handbook No. 395.

Context:

Forty cases were selected for testing. The Division did not meet the required time limits for closing cases within 60, 90, or 120 days. Specifically, we noted the following exceptions:

- 48% of cases tested (19 of 40 cases) were closed within 60 days which is less than the required 70%
- 63% of cases tested (25 of 40 cases) were closed within 90 days which is less than the required 95%
- 73% of cases tested (29 of 40 cases) were closed within 120 days which is less than the required 98%
- The remaining 28% of cases tested (11 of 40 cases) were closed between 141 and 277 days.

Questioned costs:

Undetermined.

Cause:

The Division experienced staffing shortages and other pressures related to the COVID-19 pandemic which impacted its ability to meet the required BAM investigation time limits for closing cases.

Effect:

Noncompliance with BAM case investigation time limits could delay the detection and correction of inaccurate benefit payments and denied claims.

Recommendation:

We recommend the Division review and enhance procedures and controls to ensure that BAM case investigations are completed timely in accordance with the time limits established in the ET Handbook No. 395.

Views of responsible officials:

The BAM Unit experienced high turnover volumes during the pandemic, creating a backlog of UI Benefit investigations. The pandemic also changed the workforce dynamic, creating a culture of fully remote jobs in many job markets, which left most State agencies struggling to fill positions; because of this, State Government lost its competitive edge as an employer, resulting in low applicant response to job postings. It took the BAM unit several job reposting's to get vacancies filled. However, we have filled most of the vacancies and will conduct interviews on Friday, 03/24/23, to fill the remaining two vacancies in the unit. We also recently made a change to our training strategy. There will be consecutive weeks of training in a classroom setting, along with OTJT. The BAM unit also assigns all available NASWA training to new hires during their first weeks of employment. We chose this training strategy to provide all new hires with consistent training to ensure understanding of the BAM investigative process. In addition, we will be hiring a Sr. accountant who will focus on all backlog items only. We are also in the process of converting all paper-driven methods to fully electronic ones. All BAM employees will receive the necessary tools, training, and work-from-home equipment for working successfully from home, allowing us to maintain production in case of another catastrophic event.

**STATE OF DELAWARE
SCHEDULE OF FINDINGS AND QUESTIONED COSTS (CONTINUED)
YEAR ENDED JUNE 30, 2022**

Section III – Findings and Questioned Costs – Major Federal Programs (Continued)

Reference Number: 2022-005
Prior Year Finding: 2021-005
Federal Agency: U.S. Department of Labor
State Department Name: Department of Labor
State Division Name: Division of Unemployment Insurance
Federal Program: Unemployment Insurance, COVID-19 – Unemployment Insurance
Assistance Listing Number: 17.225
Award Number and Year: UI340502055A10 (10/1/2019 – 12/31/2022), UI347072055A10 (4/1/2020 – 6/30/2023), UI372152255A10 (10/1/2021 – 12/31/2024)
Compliance Requirement: Special Tests and Provisions – Employer Experience Rating
Type of Finding: Material Weakness in Internal Control over Compliance, Material Noncompliance

Criteria or specific requirement:

Compliance: Certain benefits accrue to states and employers as a result of the state having a federally approved experience-rated UI tax system. All states currently have an approved system. For the purpose of proper administration of the system, the SWA maintains accounts, or subsidiary ledgers, on a state UI taxes received or due from individual employers, and the UI benefits charged to the employer. The employer’s “experience” with the unemployment of former employees is the dominant factor in the SWA computation of the employer’s annual state UI tax rate. The computation of the employer’s annual tax rate is based on state UI law (26 USC 3303).

Control: Per 2 CFR section 200.303(a), a non-Federal entity must: Establish and maintain effective internal control over the Federal award that provides reasonable assurance that the non-Federal entity is managing the Federal award in compliance with Federal statutes, regulations, and the terms and conditions of the Federal award. These internal controls should be in compliance with guidance in “Standards for Internal Control in the Federal Government” issued by the Comptroller General of the United States or the “Internal Control Integrated Framework”, issued by the Committee of Sponsoring Organizations of the Treadway Commission (COSO).

Condition:

The Division incorrectly calculated employer experience ratings. Quarterly tax reports contained employer payments that were made at a rate inconsistent with the assigned contribution rate.

Context:

Exceptions noted in 19 of 60 employer experience rates selected for testing.

Questioned costs:

Undetermined.

Cause:

The Division is behind in making adjustments and issuing refunds to employers utilizing incorrect rates.

Effect:

Incorrect employer experience rates were applied to employers.

**STATE OF DELAWARE
SCHEDULE OF FINDINGS AND QUESTIONED COSTS (CONTINUED)
YEAR ENDED JUNE 30, 2022**

Section III – Findings and Questioned Costs – Major Federal Programs (Continued)

Recommendation:

The Division should review and enhance procedures and controls to ensure that employer experience rates are properly calculated and applied.

Views of responsible officials:

MERIT rating was completed on a Emergency Rule due to COVID 19 pandemic. Mainframe system required manual intervention to complete this special law. DOL does not consider the rate the employer places on the UC8 tax form only the rate assessed. The accounts that were incorrect were a result of the special rule and needed constant manual intervention. Should an overpayment occur DOL notifies employer of credit and allows them to utilize that on future quarterly payments. If the credit cannot be used we issue a check for the refund. DOL Staff created Emergency Rule 21 changing the tax table to correct the mainframe issue.

**STATE OF DELAWARE
SCHEDULE OF FINDINGS AND QUESTIONED COSTS (CONTINUED)
YEAR ENDED JUNE 30, 2022**

Section III – Findings and Questioned Costs – Major Federal Programs (Continued)

Reference Number: 2022-006
Prior Year Finding: 2021-003
Federal Agency: U.S. Department of Labor
State Department Name: Department of Labor
State Division Name: Division of Unemployment Insurance
Federal Program: Unemployment Insurance, COVID-19 – Unemployment Insurance
Assistance Listing Number: 17.225
Award Number and Year: UI340502055A10 (10/1/2019 – 12/31/2022), UI347072055A10 (4/1/2020 – 6/30/2023), UI372152255A10 (10/1/2021 – 12/31/2024)
Compliance Requirement: Reporting – ETA 2208A, Quarterly UI Above-Base Report
Type of Finding: Significant Deficiency in Internal Control over Compliance, Other Matters

Criteria or specific requirement:

Compliance: ETA 2208A, Quarterly UI Above-Base Report (OMB No. 1205-0132) – Quarterly report of staff years worked and paid by program category. Reports are due no later than 30 days after the end of each quarter.

Control: Per 2 CFR section 200.303(a), a non-Federal entity must: Establish and maintain effective internal control over the Federal award that provides reasonable assurance that the non-Federal entity is managing the Federal award in compliance with Federal statutes, regulations, and the terms and conditions of the Federal award. These internal controls should comply with the guidance in "Standards for Internal Control in the Federal Government" issued by the Comptroller General of the United States or the "Internal Control-Integrated Framework," issued by the Committee of Sponsoring Organizations of the Treadway Commission (COSO).

Condition:

The ETA 2208A – Quarterly UI Above-Base Report was not filed timely.

Context:

Reports for the 9/30/2021 and 3/31/2022 reports were selected for testing, and we noted that one of the two reports was not filed timely. The 3/31/2022 ETA 2208A report was due by 4/30/2022 and it was submitted on 5/18/2022, or 18 days late.

Questioned costs:

None noted.

Cause:

The Division's procedures and internal controls were not sufficient to ensure that reports were filed no later than 30 days after the end of each quarter.

Effect:

The ETA 2208A report was not filed timely which could impact the federal agency's ability to monitor the program.

**STATE OF DELAWARE
SCHEDULE OF FINDINGS AND QUESTIONED COSTS (CONTINUED)
YEAR ENDED JUNE 30, 2022**

Section III – Findings and Questioned Costs – Major Federal Programs (Continued)

Recommendation:

The Division should review and update its reporting procedures and controls to ensure that ETA 2208A – Quarterly UI Above-Base Reports are submitted no later than 30 days after the end of each quarter.

Views of responsible officials:

The Fiscal department has added to our Policy and Procedures the terms of the reporting period being 30 days after the end of the quarter. It was also posted on a group calendar to begin work on the reports at 20 days after quarter end.

**STATE OF DELAWARE
SCHEDULE OF FINDINGS AND QUESTIONED COSTS (CONTINUED)
YEAR ENDED JUNE 30, 2022**

Section III – Findings and Questioned Costs – Major Federal Programs (Continued)

Reference Number: 2022-007
Prior Year Finding: No
Federal Agency: U.S. Department of Labor
State Department Name: Department of Labor
State Division Name: Division of Unemployment Insurance
Federal Program: Unemployment Insurance, COVID-19 – Unemployment Insurance
Assistance Listing Number: 17.225
Award Number and Year: UI340502055A10 (10/1/2019 – 12/31/2022), UI347072055A10 (4/1/2020 – 6/30/2023), UI372152255A10 (10/1/2021 – 12/31/2024)
Compliance Requirement: Reporting – ETA 9050 - Time Lapse of All First Payments except Workshare Report
Type of Finding: Significant Deficiency in Internal Control Over Compliance, Other Matters

Criteria or specific requirement:

Compliance: States are required to submit periodic reporting to evaluate the performance of the states' UI programs. The ETA 9050–*Time Lapse of All First Payments except Workshare* report contains monthly information on first payment time lapse. This report concerns the time it takes states to pay benefits to claimants for the first compensable week of unemployment. That data addressed first payment time lapse for total unemployment only. The report is submitted electronically to the ETA National Office on the 20th of the month following the month to which the data relates.

Control: Per 2 CFR section 200.303(a), a non-Federal entity must: Establish and maintain effective internal control over the Federal award that provides reasonable assurance that the non-Federal entity is managing the Federal award in compliance with Federal statutes, regulations, and the terms and conditions of the Federal award. These internal controls should comply with guidance in “Standards for Internal Control in the Federal Government” issued by the Comptroller General of the United States or the “Internal Control Integrated Framework”, issued by the Committee of Sponsoring Organizations of the Treadway Commission (COSO).

Condition:

The Division did not submit the ETA 9050–*Time Lapse of All First Payments except Workshare Report* timely for the month ended December 31, 2021.

Context:

One of three monthly ETA 9050 reports selected for testing was filed untimely. The report for the month ended December 31, 2021 was required to be submitted electronically no later than January 20, 2022, but the Division submitted the report seven days late on January 27, 2022.

Questioned costs:

None noted.

**STATE OF DELAWARE
SCHEDULE OF FINDINGS AND QUESTIONED COSTS (CONTINUED)
YEAR ENDED JUNE 30, 2022**

Section III – Findings and Questioned Costs – Major Federal Programs (Continued)

Cause:

The Division's procedures were not sufficient to ensure that the ETA 9050 report was submitted by the 20th of the month following the month to which the data relates. Internal controls did not prevent or detect the error.

Effect:

The ETA 9050 report was not filed timely for the month ending December 31, 2021 which could impact the federal agency's ability to monitor the program.

Recommendation:

The Division should review and enhance procedures and internal controls to ensure that ETA 9050 reports are submitted timely, by the 20th of the month following the month to which the data relates.

Views of responsible officials:

DE has put a process in place to monitor and track the progress and timeliness of all ETA reporting. Auto-reminders will be created to notify all units responsible for ETA reports two weeks before the due date.

**STATE OF DELAWARE
SCHEDULE OF FINDINGS AND QUESTIONED COSTS (CONTINUED)
YEAR ENDED JUNE 30, 2022**

Section III – Findings and Questioned Costs – Major Federal Programs (Continued)

Reference Number: 2022-008
Prior Year Finding: No
Federal Agency: U.S. Department of Labor
State Department Name: Department of Labor
State Division Name: Division of Unemployment Insurance
Federal Program: Unemployment Insurance, COVID-19 – Unemployment Insurance
Assistance Listing Number: 17.225
Award Number and Year: UI340502055A10 (10/1/2019 – 12/31/2022), UI347072055A10 (4/1/2020 – 6/30/2023), UI372152255A10 (10/1/2021 – 12/31/2024)
Compliance Requirement: Reporting – ETA 9130, Financial Status Report, UI Programs
Type of Finding: Significant Deficiency in Internal Control Over Compliance, Other Matters

Criteria or specific requirement:

Compliance: The ETA 9130-*Financial Status Report, UI Programs* report is used to report program and administrative expenditures. All ETA grantees are required to submit quarterly financial reports for each grant award which they operate, including standard program and pilot, demonstration, and evaluation projects. Financial data is required to be reported cumulatively from grant inception through the end of each reporting period. A separate ETA 9130 is submitted for each of the following: UI, PEUC, and PUA Administration, DUA, TRA/RTAA, and UA Projects (administration and benefits).

Control: Per 2 CFR section 200.303(a), a non-Federal entity must: Establish and maintain effective internal control over the Federal award that provides reasonable assurance that the non-Federal entity is managing the Federal award in compliance with Federal statutes, regulations, and the terms and conditions of the Federal award. These internal controls should comply with guidance in “Standards for Internal Control in the Federal Government” issued by the Comptroller General of the United States or the “Internal Control Integrated Framework”, issued by the Committee of Sponsoring Organizations of the Treadway Commission (COSO).

Condition:

The Cumulative Federal Share of Expenditures reported on the ETA 9130 – Financial Status Report, UI Programs submitted by the Division did not tie to supporting documentation.

Context:

Twenty ETA 9130 reports were selected for testing consisting of 9 reports for the 9/30/2021 quarter and 11 reports for the 3/31/2022 quarter. For 4 of the 11 reports submitted for the 3/31/2022 quarter, the Cumulative Federal Share of Expenditures on Line 10e did not tie to supporting documentation. Specifically, we noted the following exceptions:

- Grant UI34707CI0: The amount reported was \$105,971 greater than supporting documentation.
- Grant UI34707Z30: The amount reported on Line 10e was \$118,111 greater than supporting documentation.
- Grant UI34707C80: The amount reported on Line 10e was \$23,231 greater than supporting documentation.
- Grant UI34707CA0: The amount reported on Line 10e was \$707 greater than supporting documentation.

**STATE OF DELAWARE
SCHEDULE OF FINDINGS AND QUESTIONED COSTS (CONTINUED)
YEAR ENDED JUNE 30, 2022**

Section III – Findings and Questioned Costs – Major Federal Programs (Continued)

Questioned costs:

Questioned costs of \$248,020 represent the federal share reported in excess of supporting documentation.

Cause:

The Division's procedures were not sufficient to ensure that the ETA 9130 reports were accurate and tied to supporting documentation. Internal controls did not prevent or detect the error.

Effect:

The Division submitted inaccurate ETA 9130 reports for the 3/31/2022 quarter and the Cumulative Federal Share of Expenditures exceeded the amount contained in supporting documentation.

Recommendation:

We recommend the Division review and enhance procedures and internal controls to ensure that ETA 9130 reports are submitted accurately and that they tie to supporting documentation.

Views of responsible officials:

The Fiscal department has added to our Policy and Procedures the terms of the reporting period being 45 days after the end of the quarter. It was also posted on a group calendar to begin work on the reports at 30 days after quarter end.

**STATE OF DELAWARE
SCHEDULE OF FINDINGS AND QUESTIONED COSTS (CONTINUED)
YEAR ENDED JUNE 30, 2022**

Section III – Findings and Questioned Costs – Major Federal Programs (Continued)

Reference Number: 2022-009
Prior Year Finding: No
Federal Agency: U.S. Department of Labor
State Department Name: Department of Labor
State Division Name: Division of Unemployment Insurance
Federal Program: Unemployment Insurance, COVID-19 – Unemployment Insurance
Assistance Listing Number: 17.225
Award Number and Year: UI340502055A10 (10/1/2019 – 12/31/2022), UI347072055A10 (4/1/2020 – 6/30/2023), UI372152255A10 (10/1/2021 – 12/31/2024)
Compliance Requirement: Eligibility
Type of Finding: Significant Deficiency in Internal Control Over Compliance, Other Matters

Criteria or specific requirement:

Compliance: State Workforce Agencies (SWA) responsibilities include: (1) establishing specific, detailed policies and operating procedures which comply with the requirements of federal laws and regulations; (2) determining the state Unemployment Insurance (UI) tax structure; (3) collecting state UI contributions from employers (commonly called “unemployment taxes”); (4) determining claimant eligibility and disqualification provisions; (5) making payment of UI benefits to claimants; (6) managing the program’s revenue and benefit administrative functions; (7) administering the programs in accordance with established policies and procedures; and (8) enacting state unemployment compensation (UC) law that conforms with federal UC law.

Control: Per 2 CFR section 200.303(a), a non-Federal entity must: Establish and maintain effective internal control over the Federal award that provides reasonable assurance that the non-Federal entity is managing the Federal award in compliance with Federal statutes, regulations, and the terms and conditions of the Federal award. These internal controls should comply with guidance in “Standards for Internal Control in the Federal Government” issued by the Comptroller General of the United States or the “Internal Control Integrated Framework”, issued by the Committee of Sponsoring Organizations of the Treadway Commission (COSO).

Condition:

The Division of Unemployment Insurance (Division) did not maintain documentation supporting claimant eligibility and an error was noted in the amount paid to a claimant.

Context:

Forty claimants were selected for testing and the following exceptions were noted:

- For 1 of 40 claimants, documentation could not be provided that a weekly certification occurred for the claim week.
- For 2 of 40 claimants, documentation could not be provided for the claimants’ wages during the base period used to calculate the weekly benefit amount (WBA) and maximum benefit amount (MBA). Therefore, the claimants’ WBA and MBA were unable to be verified.
- For 1 of 40 claimants, the claimant’s WBA was calculated as \$238, but they were paid \$171.

**STATE OF DELAWARE
SCHEDULE OF FINDINGS AND QUESTIONED COSTS (CONTINUED)
YEAR ENDED JUNE 30, 2022**

Section III – Findings and Questioned Costs – Major Federal Programs (Continued)

Questioned costs:

Undetermined.

Cause:

The Division's procedures and internal controls were not sufficient to ensure that it issued unemployment compensation payments accurately and that documentation to support claimant eligibility was retained.

Effect:

The accuracy of benefit payment amounts could not be verified, and one claimant was paid less than the benefit payment to which they were entitled.

Recommendation:

We recommend the Division review and enhance procedures and controls to ensure that it retains documentation for claimant eligibility and that benefit payments are accurate in accordance with program requirements.

Views of responsible officials:

We will continue to utilize and enhance customer service management tools and centralize where documentation is retained. We will continue to review program requirements and ensure they are reviewed, and implemented, and processed correctly. We will review and ask for clarity regarding UIPLs when there is a discrepancy. We are also looking to modernization our systems to house all our documentations.

**STATE OF DELAWARE
SCHEDULE OF FINDINGS AND QUESTIONED COSTS (CONTINUED)
YEAR ENDED JUNE 30, 2022**

Section III – Findings and Questioned Costs – Major Federal Programs (Continued)

Reference Number:	2022-010
Prior Year Finding:	No
Federal Agency:	U.S. Department of the Treasury
State Department Name:	Office of the Governor
Federal Program:	COVID-19 – Coronavirus State and Local Fiscal Recovery Funds
Assistance Listing Number:	21.027
Award Number and Year:	SLFRP0139 (3/3/2021 – 12/31/2024) SLFRP2629 (3/3/2021 – 12/31/2024)
Compliance Requirement:	Reporting
Type of Finding:	Material Weakness in Internal Control Over Compliance, Material Noncompliance

Criteria or specific requirement:

Compliance: Reporting requirements for Coronavirus State and Local Fiscal Recovery Funds include the following:

- 1) Interim Report: States were required to submit a one-time interim report to the U.S. Treasury's State and Local Relief Funds (SLRF) portal with expenditures by Expenditure Category from the date of award to July 31, 2021, by August 31, 2021 or sixty (60) days after first receiving funding if the recipient's date of award was between July 15, 2021 and October 15, 2021. The recipient was required to enter obligations and expenditures and, for each, select the specific expenditure category from the available options.
- 2) Project and Expenditure Reports: Each recipient is required to report obligations and expenditures by project according to its corresponding Expenditure Category. The Project and Expenditure Report provides information on projects funded, expenditures, and contracts and subawards greater than or equal to \$50,000, and other information required from recipients.

For purposes of reporting in the SLFRF portal, an obligation is an order placed for property and services, contracts and subawards made, and similar transactions that require payment. An expenditure is the amount that has been incurred as a liability of the entity (the service has been rendered or the good has been delivered to the entity).

An initial quarterly Project and Expenditure Report covered three calendar quarters from March 3, 2021 to December 31, 2021 and was required to be submitted to Treasury by January 31, 2022. Subsequent quarterly reports cover one calendar quarter and are required to be submitted to Treasury by the last day of the month following the end of the period covered.

Control: Per 2 CFR section 200.303(a), a non-Federal entity must: Establish and maintain effective internal control over the Federal award that provides reasonable assurance that the non-Federal entity is managing the Federal award in compliance with Federal statutes, regulations, and the terms and conditions of the Federal award. These internal controls should comply with guidance in "Standards for Internal Control in the Federal Government" issued by the Comptroller General of the United States or the "Internal Control Integrated Framework", issued by the Committee of Sponsoring Organizations of the Treadway Commission (COSO).

**STATE OF DELAWARE
SCHEDULE OF FINDINGS AND QUESTIONED COSTS (CONTINUED)
YEAR ENDED JUNE 30, 2022**

Section III – Findings and Questioned Costs – Major Federal Programs (Continued)

Condition:

The Interim Report was not filed timely and supporting documentation did not agree with amounts reported for obligations, expenditures and subawards on the Project and Expenditure Reports.

Context:

Program components and projects are managed by the Office of the Governor (Office) and by several agencies throughout the State. The Office submits all required reports on the State's behalf. For projects not managed directly by the Office, State agencies provide supporting documentation to the Office for compilation and inclusion on the State's reports.

The following reports were selected for testing:

- 1) The Interim Report
- 2) Project and Expenditure Reports for the 3/31/2022 and 6/30/2022 quarters: From these reports, 51 projects were selected for testing obligations and expenditures, 40 subawards greater than \$50,000 and 10 subawards less than \$50,000 were selected.

The following exceptions were noted:

- 1) The Interim Report was required to be submitted by 8/31/2021 and it was submitted on 9/2/2021, or 2 days late.
- 2) Project and Expenditure Reports:
 - Obligations: For 40 of 51 projects greater than \$50,000, obligations did not agree to supporting documentation. For 32 of the 40 exceptions, the Office reported cumulative expenditures incurred rather than cumulative obligations.
 - Expenditures: For 20 of 51 projects greater than \$50,000, expenditures did not agree to supporting documentation. For 18 of the 20 exceptions, the Office reported the subrecipients' expenditures rather than the Office's expenditures.
 - Subawards greater than \$50,000: For 16 of 20 subawards greater than \$50,000, reported obligations did not match supporting documentation and 11 of 20 subawards were not reported.
 - Subawards less than \$50,000: For 2 of 10 subawards, the subawards exceeded \$50,000, but they were reported in the aggregate with subawards less than \$50,000.

Questioned costs:

Undetermined.

Cause:

Internal Controls were not operating effectively to ensure that the Interim Report was submitted timely, and that Project and Expenditure Reports were submitted accurately.

Effect:

Obligations, expenditures, and subaward information reported to Treasury was incorrect.

**STATE OF DELAWARE
SCHEDULE OF FINDINGS AND QUESTIONED COSTS (CONTINUED)
YEAR ENDED JUNE 30, 2022**

Section III – Findings and Questioned Costs – Major Federal Programs (Continued)

Recommendation:

The Office should enhance its procedures and internal controls regarding preparation of the Project and Expenditure Reports to ensure that information reported is accurate and agrees to supporting documentation. We further recommend that the Office work with State agencies which incur costs under the program to develop procedures and controls to ensure that they provide accurate information to the Office on a timely basis to facilitate timely and accurate project reporting.

Views of responsible officials:

There is no disagreement with the audit finding but here is our explanation. The American Rescue Plan State and Local Fiscal Recovery Funds are awarded in advance to our subrecipients based on language in each subrecipient agreement. Within United States Treasury's reporting portal, we are required to report subawards for each subrecipient and related expenditures and programmatic details. We made the decision to report subrecipient activity for each subaward based on the quarterly data provided to our team. For instance, a subrecipient awarded \$50,000 with quarterly expenditures of \$10,000 were reported as expending \$10,000 on the quarterly UST Project and Expenditure report. This decision was made because it most accurately accounted for the status of a project and the utilization of the funding. This approach resulted in a discrepancy between the expenses in FSF and the UST reporting. Based on guidance from CLA, coming out of the single audit, our team will be reporting the subrecipient activity as the amount paid to each, not based on the expenses of their subaward. A subrecipient awarded and paid \$50,000 will be reported as an expenditure of \$50,000. We will continue to track and capture subrecipient utilization of the funding through compliance monitoring and quarterly updates. The previously reported amounts in U.S. Treasury's system will be adjusted for the quarter ending March 31, 2023. This action will resolve CLA's reporting finding. CLA will test the 3/31/23 and 6/30/23 reports during next year's single audit to ensure the finding was corrected.

**STATE OF DELAWARE
SCHEDULE OF FINDINGS AND QUESTIONED COSTS (CONTINUED)
YEAR ENDED JUNE 30, 2022**

Section III – Findings and Questioned Costs – Major Federal Programs (Continued)

Reference Number: 2022-011
Prior Year Finding: No
Federal Agency: U.S. Department of the Treasury
State Department Name: Department of Health and Social Services
State Division Name: Division of Social Services
Federal Program: COVID-19 – Coronavirus State and Local Fiscal Recovery Funds
Assistance Listing Number: 21.027
Award Number and Year: SLFRP0139 (3/3/2021 – 12/31/2024)
SLFRP2629 (3/3/2021 – 12/31/2024)
Compliance Requirement: Procurement, Suspension & Debarment
Type of Finding: Significant Deficiency in Internal Control Over Compliance, Other Matters

Criteria or specific requirement:

Compliance: Per 2 CFR section 200.317 Procurements by states, when procuring property and services under a Federal award, a state must follow the same policies and procedures it uses for procurements from its non-Federal funds.

Per 29 Del C. Chapter 69, section 6981 Large professional service procurement process:

- (a) Any state contract for which an agency is a party with probable fees, including reimbursable expenses and amendments, greater than the threshold amount or amounts established by the Contracting and Purchasing Advisory Council pursuant to § 6913 of this title for the completed job will be subject to the provisions of this subchapter.
- (b) Each agency shall publicly announce, not less than once a week for two consecutive weeks in a newspaper published or circulated in each county of the State, when professional services are required
- (c) Each agency shall publicly announce each professional services contract subject to subsection (a) of this section by electronic publication accessible to the public in a manner prescribed pursuant to § 6902(9) of this title for two consecutive weeks.
- (d) Such announcement shall include:
 - (1) The project identification;
 - (2) General description and scope of the project;
 - (3) Location;
 - (4) Deadline for submission of brief letters of interest;
 - (5) Criteria for selection of professionals including any special criteria required for any particular project;
 - (6) Indication of how interested professionals can apply for consideration;
 - (7) The agency's intention to award to more than one firm, if applicable; and
 - (8) A description of the selection process to be used, as defined in § 6982 of this title.
- (f) Each agency shall establish written administrative procedures for the evaluation of applicants. These administrative procedures shall be adopted and made available to the public by each agency before publicly announcing an occasion when professional services are required. One or more of the following criteria may be utilized in ranking the applicants under consideration:
 - (1) Experience and reputation;
 - (2) Expertise (for the particular project under consideration);
 - (3) Capacity to meet requirements (size, financial condition, etc.);

**STATE OF DELAWARE
SCHEDULE OF FINDINGS AND QUESTIONED COSTS (CONTINUED)
YEAR ENDED JUNE 30, 2022**

Section III – Findings and Questioned Costs – Major Federal Programs (Continued)

- (4) Location (geographical);
- (5) Demonstrated ability;
- (6) Familiarity with public work and its requirements; or
- (7) Distribution of work to individuals and firms or economic considerations.
- (g) In addition to the above, other criteria necessary for a quality, cost-effective project may be utilized.
- (h) Each project shall be given individual attention, and a weighted average may be applied to criteria according to its importance to each project.
- (i) For the selection process described in § 6982(b) of this title, price may be a criteria used to rank applicants under consideration.

Per 29 Del C. Chapter 69, section 6982 Selection:

- (b) Agencies shall use the selection process described in paragraphs (b)(1) through (3) of this section.
 - (1) Based upon the criteria established pursuant to § 6981(f) of this title, the agency shall determine all applicants that meet the minimum qualifications to perform the required services.
 - (2) The agency shall then interview at least one of the qualified firms. The agency may negotiate with one firm without terminating negotiations with another firm and may negotiate with one or more firms during the same period. At any point in the negotiation process, the agency may, at its discretion, terminate negotiations with any or all firms.
 - (3) The agency may require the firm with whom the agency is negotiating to execute a truth-in-negotiation certificate stating the wage rates and other factual unit costs supporting the compensation are accurate, complete and current at the time of contracting. All professional service contracts shall provide that the original contract price and any additions thereto shall be adjusted to exclude significant sums where the agency determines the contract price was increased due to inaccurate, incomplete or noncurrent wage rates and other factual unit costs. All such contract adjustments shall be made within one year following the end of the contract.

Sole source procurement shall be avoided, except when no reasonable alternative sources exist. A written determination by the agency for the sole source procurement shall be included in the agency's contract file. (29 Del. C. §6904(i))

2 CFR 200.214 Suspension and Debarment restricts awards, subawards, and contracts with certain parties that are debarred, suspended, or otherwise excluded from or ineligible for participation in Federal assistance programs or activities.

2 CFR 180.300 states that an entity may determine suspension and debarment status by:

- (a) Checking SAM (System for Award Management) Exclusions; or
- (b) Collecting a certification from that person; or
- (c) Adding a clause or condition to the covered transaction with that person

Control: Per 2 CFR Section 200.303(a), a non-Federal entity must: Establish and maintain effective internal control over the Federal award that provides reasonable assurance that the non-Federal entity is managing the Federal award in compliance with Federal statutes, regulations, and the terms and conditions of the Federal award. These internal controls should comply with guidance in "Standards for Internal Control in the Federal Government" issued by the Comptroller General of the United States or the "Internal Control Integrated Framework", issued by the Committee of Sponsoring Organizations of the Treadway Commission (COSO).

**STATE OF DELAWARE
SCHEDULE OF FINDINGS AND QUESTIONED COSTS (CONTINUED)
YEAR ENDED JUNE 30, 2022**

Section III – Findings and Questioned Costs – Major Federal Programs (Continued)

Condition:

The Division was unable to provide documentation to support compliance with the required State procurement processes for a professional services contract. In addition, the Division did not provide support that the suspension and debarment status of the vendor was checked before the contract was awarded.

Context:

For one of eleven contracts selected for testing, no support was provided for the how the contract was procured. Further, the suspension and debarment status of the vendor was not documented for that contract.

Questioned costs:

Undetermined.

Cause:

The Division's internal controls were not sufficient to ensure that Statewide procurement policies and Federal suspension and debarment regulations were followed for purchases made for the program.

Effect:

The Division is not compliant with federal and state procurement and suspension and debarment requirements. Failure to adhere to procurement and suspension and debarment policies and procedures may result in obtaining goods or services under terms that are not in the best interest of the federal program and/or the State.

Recommendation:

The Division should review and enhance controls and procedures to ensure that it follows the State's procurement policy and Federal suspension and debarment regulations for all goods and services charged to the program.

Views of responsible officials:

We agree with the auditor's recommendation. Ongoing meeting, training, and monitoring have helped and will continue to help DSS staff to achieve compliance. The following actions have been taken to improve the Procurement process.

- Program unit staff will receive Procurement Bootcamp training on contract rules.
- Program unit & Fiscal unit staff will monitor and track all contracts, MOU/MOA's and agreement so they are in compliance with State Procurement policy.
- Fiscal unit will ensure they have an approval to pay for any invoices.
- Conduct monthly meetings with OSEC CMP Managers and DSS Fiscal unit.

**STATE OF DELAWARE
SCHEDULE OF FINDINGS AND QUESTIONED COSTS (CONTINUED)
YEAR ENDED JUNE 30, 2022**

Section III – Findings and Questioned Costs – Major Federal Programs (Continued)

Reference Number: 2022-012
Prior Year Finding: 2021-010
Federal Agency: U.S. Department of Health and Human Services
State Department Name: Department of Health and Social Services
State Division Name: Division of Public Health
Federal Program: COVID-19 – Epidemiology and Laboratory Capacity for Infectious Diseases (ELC)
Assistance Listing Number: 93.323
Award Number and Year: NU50CK000497 (8/1/2019 – 7/31/2024)
Compliance Requirement: Allowable Cost/Cost Principles – Time and Effort Reporting
Type of Finding: Significant Deficiency in Internal Control Over Compliance, Other Matters

Criteria or specific requirement:

Compliance: 2 CFR Section 200.430 (8)(i) Standards for Documentation of Personnel Expenses states that: Charges to Federal awards for salaries and wages must be based on records that accurately reflect the work performed. These records must:

- (i) Be supported by a system of internal control which provides reasonable assurance that the charges are accurate, allowable, and properly allocated;
- (ii) Be incorporated into the official records of the non-Federal entity;
- (iii) Reasonably reflect the total activity for which the employee is compensated by the non-Federal entity, not exceeding 100% of compensated activities;
- (iv) Encompass both federally assisted and all other activities compensated by the non-Federal entity on an integrated basis, but may include the use of subsidiary records as defined in the non-Federal entity's written policy;
- (v) Comply with the established accounting policies and practices of the non-Federal entity;
- (vii) Support the distribution of the employee's salary or wages among specific activities or cost objectives if the employee works on more than one Federal award; a Federal award and non-Federal award; an indirect cost activity and a direct cost activity; two or more indirect activities which are allocated using different allocation bases; or an unallowable activity and a direct or indirect cost activity.

Control: Per 2 CFR section 200.303(a), a non-Federal entity must: Establish and maintain effective internal control over the Federal award that provides reasonable assurance that the non-Federal entity is managing the Federal award in compliance with Federal statutes, regulations, and the terms and conditions of the Federal award. These internal controls should comply with guidance in "Standards for Internal Control in the Federal Government" issued by the Comptroller General of the United States or the "Internal Control Integrated Framework", issued by the Committee of Sponsoring Organizations of the Treadway Commission (COSO).

Condition:

The Division did not have effective controls in place for monitoring and obtaining adequate support to validate actual payroll expenses charged to the federal program. Time and effort certifications were not certified and obtained timely.

**STATE OF DELAWARE
SCHEDULE OF FINDINGS AND QUESTIONED COSTS (CONTINUED)
YEAR ENDED JUNE 30, 2022**

Section III – Findings and Questioned Costs – Major Federal Programs (Continued)

Context:

Twelve of sixty time and effort certifications selected for testing were not certified and obtained until after the documentation was requested for audit.

Questioned costs:

Undetermined.

Cause:

Controls were not operating effectively to ensure that time and effort reporting was performed in a timely and accurate manner, in accordance with federal requirements.

Effect:

There is an increased risk of charging unallowed payroll costs to the program.

Recommendation:

The Division should reevaluate its current process, implement proper controls, and perform additional training over time and effort reporting. The Division should not seek federal reimbursement unless it can substantiate that the time and effort was dedicated to the federal program.

Views of responsible officials:

The Division of Public Health Laboratory (DPHL) has been working to implement corrective action, as this was a prior finding. The implementation timeline overlapped into the current audit period. ELC Grant Managers use various tools to monitor personnel funding: Organizational charts, grant budget requests, wage workups, and funding transfer notifications (FTNs) for budget positions associated with ELC. Our process has been overhauled and time and effort attestation and certification forms are being collected for all grants managed by the DPH Laboratory every 6 months. In addition, ELC Grant Managers at DPHL developed a new standard operating procedure (SOP), worked with DMS to be trained on the requirements, and work towards a new internal standard.

**STATE OF DELAWARE
SCHEDULE OF FINDINGS AND QUESTIONED COSTS (CONTINUED)
YEAR ENDED JUNE 30, 2022**

Section III – Findings and Questioned Costs – Major Federal Programs (Continued)

Reference Number: 2022-013
Prior Year Finding: 2021-011
Federal Agency: U.S. Department of Health and Human Services
State Department Name: Department of Health and Social Services
State Division Name: Division of Public Health
Federal Program: COVID-19 – Epidemiology and Laboratory Capacity for Infectious Diseases (ELC)
Assistance Listing Number: 93.323
Award Number and Year: NU50CK000497 (8/1/2019 – 7/31/2024)
Compliance Requirement: Reporting
Type of Finding: Significant Deficiency in Internal Control Over Compliance, Other Matters

Criteria or specific requirement:

Compliance: Non-federal entities are required to submit Performance Measures and Progress Monitoring reports on a quarterly basis, no later than 30 days after the end of each quarter, in accordance with the terms and conditions of the Federal award.

Control: Per 2 CFR section 200.303(a), a non-Federal entity must: Establish and maintain effective internal control over the Federal award that provides reasonable assurance that the non-Federal entity is managing the Federal award in compliance with Federal statutes, regulations, and the terms and conditions of the Federal award. These internal controls should comply with guidance in “Standards for Internal Control in the Federal Government” issued by the Comptroller General of the United States or the “Internal Control Integrated Framework”, issued by the Committee of Sponsoring Organizations of the Treadway Commission (COSO).

Condition:

The Division was unable to provide support that quarterly Progress Monitoring Reports were filed timely.

Context:

Six quarterly Performance Measures reports, and five quarterly Progress Monitoring reports were selected for testing. The Division was unable to provide support that five of five quarterly Progress Monitoring reports were filed timely.

Questioned costs:

None noted.

Cause:

The Division’s procedures and controls were not sufficient to ensure that quarterly Progress Monitoring reports were filed timely.

Effect:

The Division was not in compliance with the program’s reporting requirements.

**STATE OF DELAWARE
SCHEDULE OF FINDINGS AND QUESTIONED COSTS (CONTINUED)
YEAR ENDED JUNE 30, 2022**

Section III – Findings and Questioned Costs – Major Federal Programs (Continued)

Recommendation:

The Division should review and enhance internal controls and procedures to ensure that quarterly Progress Monitoring reports are filed timely and that it maintains documentation supporting timely submission.

Views of responsible officials:

The Division of Public Health (DPH) filed its quarterly Progress Monitoring reports timely but failed to maintain supporting documentation. The Division of Public Health Laboratory (DPHL) has been working to implement corrective action, as this was a prior year finding. DPHL has been in discussion with the Federal Program regarding a timestamp function within the REDCap reporting system. Initial information confirmed by the sponsor, indicated the function would be available; however, DPHL was later advised that the functionality would not be available. As a result, DPHL started working on a process to capture performance report submission dates via PDF screenshots. The process continues to evolve and when fully implemented will allow us to provide verification of timely submitted performance reports.

**STATE OF DELAWARE
SCHEDULE OF FINDINGS AND QUESTIONED COSTS (CONTINUED)
YEAR ENDED JUNE 30, 2022**

Section III – Findings and Questioned Costs – Major Federal Programs (Continued)

Reference Number: 2022-014
Prior Year Finding: No
Federal Agency: U.S. Department of Health and Human Services
State Department Name: Department of Health and Social Services
State Division Name: Delaware Health Care Commission (DHCC)
Federal Program: 1332 State Innovation Waivers
Assistance Listing Number: 93.423
Award Number and Year: SIWIW200012 (1/1/2020 – 12/31/2024)
Compliance Requirement: Reporting – Quarterly Performance Reports
Type of Finding: Significant Deficiency in Internal Control over Compliance, Other Matters

Criteria or specific requirement:

Compliance: Grantees are required to submit both quarterly and annual reports that outline specific metrics and programmatic updates requested by the federal partners.

- a. Quarterly Reporting – Grantees are required to submit quarterly reports. At a minimum, these reports must highlight information on all ongoing operational challenges, as well as plans for, and results of, associated corrective action. This information is integral to calculating the state's pass-through funding amount and for ensuring the grantee's compliance with the statutory guard rails. Reports are due 60 days after the end of each quarter.

Control: Per 2 CFR section 200.303(a), a non-Federal entity must: Establish and maintain effective internal control over the Federal award that provides reasonable assurance that the non-Federal entity is managing the Federal award in compliance with Federal statutes, regulations, and the terms and conditions of the Federal award. These internal controls should comply with the guidance in "Standards for Internal Control in the Federal Government" issued by the Comptroller General of the United States or the "Internal Control-Integrated Framework," issued by the Committee of Sponsoring Organizations of the Treadway Commission (COSO).

Condition:

DHCC did not submit a quarterly performance report timely.

Context:

Quarterly Performance Reports for the 9/30/2021 and 3/31/2022 quarters were selected for testing. The Quarterly Performance Report for the 3/31/2022 quarter was not submitted timely. The report was due 5/31/2022 and it was submitted 6/6/2022, or six days late.

Questioned costs:

None noted.

Cause:

DHCC's procedures and internal controls were not sufficient to ensure that reports were filed timely.

**STATE OF DELAWARE
SCHEDULE OF FINDINGS AND QUESTIONED COSTS (CONTINUED)
YEAR ENDED JUNE 30, 2022**

Section III – Findings and Questioned Costs – Major Federal Programs (Continued)

Effect:

The quarterly performance report was not filed timely which could impact the Federal agency's ability to monitor the program.

Recommendation:

DHCC should review and enhance its reporting procedures and controls to ensure that quarterly performance reports are submitted no later than 60 days after the end of each quarter.

Views of responsible officials:

DHCC acknowledges the 5/31/22 quarterly report was not submitted timely and is committed to enhancing procedures and controls. To ensure future reports are submitted by due date, DHCC will make sure all reporting deadlines are added to DHCC calendar.

**STATE OF DELAWARE
SCHEDULE OF FINDINGS AND QUESTIONED COSTS (CONTINUED)
YEAR ENDED JUNE 30, 2022**

Section III – Findings and Questioned Costs – Major Federal Programs (Continued)

Reference Number: 2022-015
Prior Year Finding: No
Federal Agency: U.S. Department of Health and Human Services
State Department Name: Department of Health and Social Services
State Division Name: Division of Social Services
Federal Program: Temporary Assistance for Needy Families
Assistance Listing Number: 93.558
Award Number and Year: 20210DETANF (10/1/2019 – 9/30/2025), 2222DETANF (10/1/2021 – 9/30/2026)
Compliance Requirement: Allowable Cost/Cost Principles – Time and Effort Reporting
Type of Finding: Significant Deficiency in Internal Control Over Compliance, Other Matters

Criteria or specific requirement:

Compliance: 2 CFR Section 200.430 (8)(i) Standards for Documentation of Personnel Expenses states that: Charges to Federal awards for salaries and wages must be based on records that accurately reflect the work performed. These records must:

- (vi) Be supported by a system of internal control which provides reasonable assurance that the charges are accurate, allowable, and properly allocated;
- (vii) Be incorporated into the official records of the non-Federal entity;
- (viii) Reasonably reflect the total activity for which the employee is compensated by the non-Federal entity, not exceeding 100% of compensated activities;
- (ix) Encompass both federally assisted and all other activities compensated by the non-Federal entity on an integrated basis, but may include the use of subsidiary records as defined in the non-Federal entity's written policy;
- (x) Comply with the established accounting policies and practices of the non-Federal entity;
- (viii) Support the distribution of the employee's salary or wages among specific activities or cost objectives if the employee works on more than one Federal award; a Federal award and non-Federal award; an indirect cost activity and a direct cost activity; two or more indirect activities which are allocated using different allocation bases; or an unallowable activity and a direct or indirect cost activity.

Control: Per 2 CFR section 200.303(a), a non-Federal entity must: Establish and maintain effective internal control over the Federal award that provides reasonable assurance that the non-Federal entity is managing the Federal award in compliance with Federal statutes, regulations, and the terms and conditions of the Federal award. These internal controls should comply with guidance in "Standards for Internal Control in the Federal Government" issued by the Comptroller General of the United States or the "Internal Control Integrated Framework", issued by the Committee of Sponsoring Organizations of the Treadway Commission (COSO).

Condition:

The Division did not have effective controls in place for monitoring and obtaining adequate support to validate actual payroll expenses charged to the federal program.

**STATE OF DELAWARE
SCHEDULE OF FINDINGS AND QUESTIONED COSTS (CONTINUED)
YEAR ENDED JUNE 30, 2022**

Section III – Findings and Questioned Costs – Major Federal Programs (Continued)

Context:

For five of forty payroll transactions selected for testing, documentation could not be provided to support that employee time and effort charged to the program had been certified and approved.

Questioned costs:

Questioned costs of \$8,231 represent the amount of unsupported payroll expenditures charged to the grant.

Cause:

Controls were not operating effectively to ensure that time and effort reporting was performed in a timely and accurate manner, in accordance with federal requirements.

Effect:

There is an increased risk of charging unallowed payroll costs to the program.

Recommendation:

The Division should reevaluate its current process, implement proper controls, and perform additional training over time and effort reporting. The Division should not seek federal reimbursement unless it can substantiate that the time and effort was dedicated to the federal program.

Views of responsible officials:

The Division of Social Services (DSS) will review and strengthen its internal controls in regard to time and effort reporting to ensure it can substantiate all reimbursements from federal programs. This review will include other DHSS divisions and state agencies that receive TANF funds for time and effort. Exceptions were due to position changes, retirement and untimely submission of supporting documents. Issues identified by the audit have been corrected.

**STATE OF DELAWARE
SCHEDULE OF FINDINGS AND QUESTIONED COSTS (CONTINUED)
YEAR ENDED JUNE 30, 2022**

Section III – Findings and Questioned Costs – Major Federal Programs (Continued)

Reference Number: 2022-016
Prior Year Finding: No
Federal Agency: U.S. Department of Health and Human Services
State Department Name: Department of Health and Social Services
State Division Name: Division of Social Services
Federal Program: Temporary Assistance for Needy Families
Assistance Listing Number: 93.558
Award Number and Year: 20210DETANF (10/1/2019 – 9/30/2025), 2222DETANF (10/1/2021 – 9/30/2026)
Compliance Requirement: Reporting – ACF-196R, TANF Financial Report
Type of Finding: Significant Deficiency in Internal Control Over Compliance, Other Matters

Criteria or specific requirement:

Compliance: States are required to submit the *ACF-196R, TANF Financial Report* on quarterly basis. Each state files quarterly expenditure data on the state's use of federal TANF funds, state TANF MOE expenditures, and state expenditures of MOE funds in separate state programs. If a state is expending federal TANF funds received in prior fiscal years, it must file a separate quarterly TANF Financial Report for each fiscal year that provides information on the expenditures of that year's TANF funds. Reports must be received by the Administration for Children and Families (ACF) within 45 days after the end of each quarter.

Control: Per 2 CFR section 200.303(a), a non-Federal entity must: Establish and maintain effective internal control over the Federal award that provides reasonable assurance that the non-Federal entity is managing the Federal award in compliance with Federal statutes, regulations, and the terms and conditions of the Federal award. These internal controls should comply with the guidance in "Standards for Internal Control in the Federal Government" issued by the Comptroller General of the United States or the "Internal Control-Integrated Framework," issued by the Committee of Sponsoring Organizations of the Treadway Commission (COSO).

Condition:

The Division did not submit quarterly ACF-196R reports timely.

Context:

ACF-196R reports for the 9/30/2021 and 3/31/2022 quarters were selected for testing. The 9/30/2021 report was due by 11/14/2021, but it was submitted 3/9/2022, or 115 days late. The report for the quarter ending 3/31/2022 was due by 5/15/2022, but it was submitted on 7/31/2022, or 77 days late.

Questioned costs:

None noted.

**STATE OF DELAWARE
SCHEDULE OF FINDINGS AND QUESTIONED COSTS (CONTINUED)
YEAR ENDED JUNE 30, 2022**

Section III – Findings and Questioned Costs – Major Federal Programs (Continued)

Cause:

The Division's procedures and internal controls were not sufficient to ensure that reports were filed timely.

Effect:

The ACF-196R reports were not filed timely which could impact the Federal agency's ability to monitor the program.

Recommendation:

The Division should review and update its reporting procedures and controls to ensure that *ACF-196R TANF Financial Reports* are submitted no later than 45 days after the end of each quarter.

Views of responsible officials:

The Division has reviewed and updated its reporting procedures and controls to ensure all federal reports are submitted timely. Exceptions noted in the audit were due to staff turnover and training.

**STATE OF DELAWARE
SCHEDULE OF FINDINGS AND QUESTIONED COSTS (CONTINUED)
YEAR ENDED JUNE 30, 2022**

Section III – Findings and Questioned Costs – Major Federal Programs (Continued)

Reference Number: 2022-017
Prior Year Finding: 2021-013
Federal Agency: U.S. Department of Health and Human Services
State Department Name: Department of Health and Social Services
State Division Name: Division of State Service Centers
Federal Program: COVID-19 – Low-Income Home Energy Assistance
Assistance Listing Number: 93.568
Award Number and Year: 2001DELIEA (10/1/2019 – 9/30/2021), 2101DELIEA (10/10/2020 – 9/30/2022), 2010DEE5C6 (3/11/2021 – 9/30/2022), 2201DELIEA (10/1/2021 – 9/30/2023)
Compliance Requirement: Reporting – Federal Funding Accountability and Transparency Act (FFATA)
Type of Finding: Material Weakness in Internal Control Over Compliance, Material Noncompliance

Criteria or specific requirement:

Compliance: Per the Federal Funding Accountability and Transparency Act (FFATA), prime (direct) recipients of grants or cooperative agreements are required to report first-tier subawards of \$30,000 or more to the Federal Funding Accountability and Transparency Act Subaward Reporting System (FSRS). Reports must be filed in FSRS by the end of the month following the month in which the prime recipient awards any sub-grant greater than or equal to \$30,000. If the initial award is below \$30,000 but subsequent grant modifications result in a total award equal to or over \$30,000, the award will be subject to the reporting requirements as of the date the award exceeds \$30,000. If the initial award equals or exceeds \$30,000 but funding is subsequently de-obligated such that the total award amount falls below \$30,000, the award continues to be subject to FFATA reporting requirements.

The following key data elements must be reported: Subawardee Name and Data Universal Numbering System (DUNS) number; Amount of Subaward (inclusive of modifications); Subaward Obligation/Action Date; Date of Report Submission; Subaward Number; Project Description; and Names and Compensation of Highly Compensated Officers. (Names and Compensation of Highly Compensated Officers must only be reported when the entity in the preceding fiscal year received 80 percent or more of its annual gross revenues in Federal awards; and \$30,000,000 or more in annual gross revenues from Federal awards; and the public does not have access to this information about the compensation of the senior executives of the entity through periodic reports filed under section 13(a) or 15(d) of the Securities Exchange Act of 1934 (15 U.S.C. §§ 78m(a), 78o(d)) or section 6104 of the Internal Revenue Code of 1986.)

Control: Per 2 CFR section 200.303(a), a non-Federal entity must: Establish and maintain effective internal control over the Federal award that provides reasonable assurance that the non-Federal entity is managing the Federal award in compliance with Federal statutes, regulations, and the terms and conditions of the Federal award. These internal controls should comply with guidance in “Standards for Internal Control in the Federal Government” issued by the Comptroller General of the United States or the “Internal Control Integrated Framework”, issued by the Committee of Sponsoring Organizations of the Treadway Commission (COSO).

**STATE OF DELAWARE
SCHEDULE OF FINDINGS AND QUESTIONED COSTS (CONTINUED)
YEAR ENDED JUNE 30, 2022**

Section III – Findings and Questioned Costs – Major Federal Programs (Continued)

Condition:

The Division did not report required subaward information to FSRS for first-tier subawards of \$30,000 or more.

Context:

Zero of two subawards selected for testing were reported to FSRS. Total subawards tested were \$8,798,444, and \$0 was reported as required by FFATA requirements.

Transactions Tested	Subaward not reported	Report not timely	Subaward amount incorrect	Subaward missing key elements
2	2	0	0	0
Dollar Amount of Tested Transactions	Subaward not reported	Report not timely	Subaward amount incorrect	Subaward missing key elements
\$8,798,444	\$8,798,444	\$0	\$0	\$0

Cause:

The Division’s policies and procedures were not sufficient to ensure that required subaward information was reported to FSRS. Internal controls did not prevent or detect the errors.

Effect:

Subawards were not reported to FSRS in accordance with FFATA requirements.

Questioned costs:

None noted.

Recommendation:

We recommend that the Division develop internal controls and procedures to ensure that FFATA reporting requirements are met. We further recommend the Division develop controls and procedures to ensure that all required subawards are reported accurately and timely to FSRS.

Views of responsible officials:

The Division has been working to implement corrective action and has developed internal controls and procedures to ensure that FFATA reporting requirements are met and subawards are reported accurately and timely to FSRS.

**STATE OF DELAWARE
SCHEDULE OF FINDINGS AND QUESTIONED COSTS (CONTINUED)
YEAR ENDED JUNE 30, 2022**

Section III – Findings and Questioned Costs – Major Federal Programs (Continued)

Reference Number: 2022-018
Prior Year Finding: 2021-014
Federal Agency: U.S. Department of Health and Human Services
State Department Name: Department of Health and Social Services
State Division Name: Division of Medicaid and Medical Assistance
Federal Program: Children’s Health Insurance Program (CHIP)
Assistance Listing Number: 93.767
Award Number and Year: 2205DE5021 (10/1/2021 – 9/30/2023)
Compliance Requirement: Period of Performance
Type of Finding: Material Weakness in Internal Control over Compliance, Material Noncompliance

Criteria or specific requirement:

Compliance: A non-federal entity may charge only allowable costs incurred during the approved budget period of a federal award’s period of performance and any costs incurred before the federal awarding agency or pass-through entity made the federal award that were authorized by the federal awarding agency or pass-through entity (2 CFR sections 200.308 200.309 and 200.403(h)). A period of performance may contain one or more budget periods.

Control: Per 2 CFR Section 200.303(a), a non-Federal entity must: Establish and maintain effective internal control over the Federal award that provides reasonable assurance that the non-Federal entity is managing the Federal award in compliance with Federal statutes, regulations, and the terms and conditions of the Federal award. These internal controls should comply with guidance in “Standards for Internal Control in the Federal Government” issued by the Comptroller General of the United States or the “Internal Control Integrated Framework”, issued by the Committee of Sponsoring Organizations of the Treadway Commission (COSO).

Condition:

Costs were incurred and charged to the federal grant prior to the allowable start of the period of performance. Further, the Division was unable to provide support for a transaction selected for testing.

Context:

Eighteen transactions were selected for testing, and we noted the following exceptions:

- Six of eighteen transactions were charged before the allowable period of performance.
- For one of eighteen transactions, the Division was unable to provide supporting documentation and compliance with period of performance could not be verified.

Questioned costs:

\$44,567 represents transactions unsupported or incurred and charged prior to the award’s allowable period of performance.

Cause:

The Division did not enhance their internal controls and procedures to ensure that expenditures charged to the program were incurred within the award’s period of performance nor that it maintained supporting documentation for expenditures charged to the award.

**STATE OF DELAWARE
SCHEDULE OF FINDINGS AND QUESTIONED COSTS (CONTINUED)
YEAR ENDED JUNE 30, 2022**

Section III – Findings and Questioned Costs – Major Federal Programs (Continued)

Effect:

Costs could be deemed unallowable by the awarding agency if funds are expended outside of the allowable period of performance.

Recommendation:

The Division should review and enhance internal controls and procedures to ensure that it charges expenditures to the program that are incurred within an award's allowable period of performance, that it maintains supporting documentation, and that supporting documentation is available for audit.

Views of responsible officials:

The Division will review and enhance internal controls to ensure program expenditures are properly charged. Questioned costs are due to the reporting requirements of this grant. Payments are made based on when invoices are received. Federal requirement is that CHIP draws, expenditures and reporting are done on a cost basis. DMMA reports based on the date of the draw, not the date of the invoice. The Division is exploring ways to meet all grant compliance requirements.

**STATE OF DELAWARE
SCHEDULE OF FINDINGS AND QUESTIONED COSTS (CONTINUED)
YEAR ENDED JUNE 30, 2022**

Section III – Findings and Questioned Costs – Major Federal Programs (Continued)

Reference Number: 2022-019
Prior Year Finding: No
Federal Agency: U.S. Department of Health and Human Services
State Department Name: Department of Health and Social Services
State Division Name: Division of Medicaid and Medical Assistance
Federal Program: Children’s Health Insurance Program
Medicaid Cluster
Assistance Listing Number: 93.767, 93.775, 93.777, 93.778
Award Number and Year: 2105DE5021 (10/1/2020 – 9/30/2022), 2205DE5021 (10/1/2021 – 9/30/2023)
2105DE5MAP (10/1/2020 – 9/30/2021), 2205DE5MAP (10/1/2021 – 9/30/2022)
Compliance Requirement: Special Tests and Provisions – Medical Loss Ratio
Type of Finding: Significant Deficiency in Internal Control Over Compliance

Criteria or specific requirement:

Compliance: For all contracts, the state must ensure that each Managed Care Organization (MCO), Prepaid Inpatient Health Plan (PIHP), and Prepaid Ambulatory Health Plan (PAHP) submits a report with the data elements specified in 42 CFR sections 438.8(k) and 438.8(n). The report should contain the required 13 data elements in the regulation, reflect the correct reporting years, and contain an attestation of accuracy regarding the calculation of the medical loss ratio. Managed care plans are required to submit the annual report in the time and manner established by the state, which must be within 12 months after the end of the MLR reporting year. The state should have a policy and procedure to indicate when the report(s) are due from plans and should not accept multiple submissions from plans unless the capitation payments are revised retroactively.

Control: Per 2 CFR section 200.303(a), a non-Federal entity must: Establish and maintain effective internal control over the Federal award that provides reasonable assurance that the non-Federal entity is managing the Federal award in compliance with Federal statutes, regulations, and the terms and conditions of the Federal award. These internal controls should comply with guidance in “Standards for Internal Control in the Federal Government” issued by the Comptroller General of the United States or the “Internal Control Integrated Framework”, issued by the Committee of Sponsoring Organizations of the Treadway Commission (COSO).

Condition:

Documentation to support the Medical Loss Ratio (MLR) reports for one of the state’s MCOs was not readily available for review. States are required to develop and implement internal controls to ensure proper supporting documentation is maintained. More than two months elapsed before the Division was able to provide adequate support for a sample of MLR reports selected for testing.

Context:

Four reports were required for the two managed care organization providers within the state for the MLR 12-month period ended 12/31/2021. Supporting documentation for two of these reports were not submitted for audit review in a timely manner.

**STATE OF DELAWARE
SCHEDULE OF FINDINGS AND QUESTIONED COSTS (CONTINUED)
YEAR ENDED JUNE 30, 2022**

Section III – Findings and Questioned Costs – Major Federal Programs (Continued)

Questioned costs:

None noted.

Cause:

The Division's procedures and controls are not sufficient to ensure timely submission of requested audit documentation.

Effect:

Lack of timely review and effective controls could cause the Division to be out of compliance with MLR reporting requirements.

Recommendation:

The Division should review and enhance its procedures and controls regarding MLR reporting to ensure that supporting documentation is readily available upon audit request.

Views of responsible officials:

The Division will review internal controls and archiving process to ensure all required MLR reporting support documentation is provided in a timely manner during the audit.

**STATE OF DELAWARE
SCHEDULE OF FINDINGS AND QUESTIONED COSTS (CONTINUED)
YEAR ENDED JUNE 30, 2022**

Section III – Findings and Questioned Costs – Major Federal Programs (Continued)

Reference Number: 2022-020
Prior Year Finding: 2021-016
Federal Agency: U.S. Department of Health and Human Services
State Department Name: Department of Health and Social Services
State Division Name: Division of Medicaid and Medical Assistance
Federal Program: Children’s Health Insurance Program
Medicaid Cluster
Assistance Listing Number: 93.767, 93.775, 93.777, 93.778
Award Number and Year: 2105DE5021 (10/1/2020 – 9/30/2022), 2205DE5021 (10/1/2021 – 9/30/2023)
2105DE5MAP (10/1/2020 – 9/30/2021), 2205DE5MAP (10/1/2021 – 9/30/2022)
Compliance Requirement: Special Tests and Provisions – Managed Care Financial Audit
Type of Finding: Material Weakness in Internal Control Over Compliance, Material Noncompliance

Criteria or specific requirement:

Compliance: The state must periodically, but no less frequently than once every three years, conduct, or contract for an independent audit of the accuracy, truthfulness, and completeness of the encounter and financial data submitted by, or on behalf of each managed care organization (MCO) and post the results of these audits on its website (42 CFR section 438.602(e)).

Control: Per 2 CFR section 200.303(a), a non-Federal entity must: Establish and maintain effective internal control over the Federal award that provides reasonable assurance that the non-Federal entity is managing the Federal award in compliance with Federal statutes, regulations, and the terms and conditions of the Federal award. These internal controls should comply with guidance in “Standards for Internal Control in the Federal Government” issued by the Comptroller General of the United States or the “Internal Control Integrated Framework”, issued by the Committee of Sponsoring Organizations of the Treadway Commission (COSO).

Condition:

The Division did not conduct or contract for independent audits of its managed care providers within the last three years and as such, results were not posted to their website.

Context:

For the two managed care providers within the state, the Division did not conduct or contract for the independent audits during the fiscal year under audit or within the last three years.

Questioned costs:

None noted.

Cause:

The Division does not have sufficient procedures in place to ensure that independent audits are conducted for its managed care providers at least once every three years.

**STATE OF DELAWARE
SCHEDULE OF FINDINGS AND QUESTIONED COSTS (CONTINUED)
YEAR ENDED JUNE 30, 2022**

Section III – Findings and Questioned Costs – Major Federal Programs (Continued)

Effect:

The Division is unable to verify the accuracy, truthfulness, and completeness of the encounter and financial data submitted by, or on behalf of, each MCO as required by the program.

Recommendation:

The Division should implement procedures to ensure that it conducts or contracts for independent audits of its managed care providers at least once every three years and posts the results of those audits to their website.

Views of responsible officials:

The Division will develop a process to ensure the contracted MCO's have received an independent audit as required and that the results of that audit are posted to the website. In addition, the Division will also utilize our independent Actuary CPA to review the financial data of MCO's as an additional step in the review process.

**STATE OF DELAWARE
SCHEDULE OF FINDINGS AND QUESTIONED COSTS (CONTINUED)
YEAR ENDED JUNE 30, 2022**

Section III – Findings and Questioned Costs – Major Federal Programs (Continued)

Reference Number: 2022-021
Prior Year Finding: 2021-015
Federal Agency: U.S. Department of Health and Human Services
State Department Name: Department of Health and Social Services
State Division Name: Division of Medicaid and Medical Assistance
Federal Program: Children’s Health Insurance Program
Medicaid Cluster
Assistance Listing Number: 93.767, 93.775, 93.777, 93.778
Award Number and Year: 2105DE5021 (10/1/2020 – 9/30/2022), 2205DE5021 (10/1/2021 – 9/30/2023)
2105DE5MAP (10/1/2020 – 9/30/2021), 2205DE5MAP (10/1/2021 – 9/30/2022)
Compliance Requirement: Special Tests and Provisions – Provider Eligibility
Type of Finding: Material Weakness in Internal Control over Compliance, Material Noncompliance

Criteria or specific requirement:

Compliance: In order to receive Medicaid payments, providers must: (1) be licensed in accordance with federal, state, and local laws and regulations to participate in the Medicaid program (42 CFR sections 431.107 and 447.10; and Section 1902(a)(9) of the Social Security Act (42 USC 1396a(a)(9)); (2) screened and enrolled in accordance with 42 CFR Part 455, Subpart E (sections 455.400 through 455.470); and make certain disclosures to the State (42 CFR part 455, subpart B, sections 455.100 through 455.106). Medicaid managed care network providers are subject to the same disclosure, screening, enrollment, and termination requirements that apply to Medicaid fee-for-service providers in accordance with 42 CFR Part 438, Subpart H. Providers who have been barred from participation by the OIG exclusion list are not eligible to be enrolled in the Medicaid program (42 CFR 455.436).

Control: Per 2 CFR section 200.303(a), a non-Federal entity must: Establish and maintain effective internal control over the Federal award that provides reasonable assurance that the non-Federal entity is managing the Federal award in compliance with Federal statutes, regulations, and the terms and conditions of the Federal award. These internal controls should comply with guidance in “Standards for Internal Control in the Federal Government” issued by the Comptroller General of the United States or the “Internal Control Integrated Framework”, issued by the Committee of Sponsoring Organizations of the Treadway Commission (COSO).

Condition:

The Division is not in compliance with federal regulations relating to provider eligibility requirements for both new and revalidated providers.

**STATE OF DELAWARE
SCHEDULE OF FINDINGS AND QUESTIONED COSTS (CONTINUED)
YEAR ENDED JUNE 30, 2022**

Section III – Findings and Questioned Costs – Major Federal Programs (Continued)

Context:

The following exceptions were noted during testing of provider eligibility requirements:

- For 40 of 60 providers, no documentation was available to support that the provider was properly licensed or screened and enrolled in accordance with federal requirements. A license was not provided or the license provided was expired. The provider was not properly screened and enrolled in accordance with 42 CFR Part 455, Subpart E; specifically, no agreements on file, applications outdated, or the provider was not revalidated within the last five years.
- For the same 20 of 60 providers, documentation was not available to support that the provider made all required disclosures to the State in accordance with 2 CFR Part 455, Subpart B.
- For 20 of 60 providers, no documentation was available to support that the Division ensured the provider was not on the OIG's exclusion list at the time services were provided.

Questioned costs:

Undetermined, based on lack of information, we were unable to determine if unallowed costs were incurred.

Cause:

The Division did not consistently follow procedures to determine and monitor provider eligibility.

Effect:

The Division was unable to support provider eligibility which may result in unallowed costs.

Recommendation:

The Division should reevaluate its current process and perform additional training for determining and monitoring provider eligibility. More thorough reviews and supervision should be placed around the provider eligibility processes.

Views of responsible officials:

The Division is reevaluating the current process for validating non-Par provider eligibility. Developing additional training for determining and monitoring provider eligibility are under examination as we search for best practices. Completing more thorough reviews and increased supervisory oversight around the provider eligibility processes are a priority.

**STATE OF DELAWARE
SCHEDULE OF FINDINGS AND QUESTIONED COSTS (CONTINUED)
YEAR ENDED JUNE 30, 2022**

Section III – Findings and Questioned Costs – Major Federal Programs (Continued)

Reference Number: 2022-022
Prior Year Finding: 2021-020
Federal Agency: U.S. Department of Health and Human Services
State Department Name: Department of Health and Social Services
State Division Name: Division of Substance Abuse and Mental Health
Federal Program: Opioid STR
Assistance Listing Number: 93.788
Award Number and Year: H79TI083305 (9/30/2020 – 9/29/2022)
Compliance Requirement: Reporting – Federal Funding Accountability and Transparency Act (FFATA)
Type of Finding: Material Weakness in Internal Control Over Compliance, Material Noncompliance

Criteria or specific requirement:

Compliance: Per the Federal Funding Accountability and Transparency Act (FFATA), prime (direct) recipients of grants or cooperative agreements are required to report first-tier subawards of \$30,000 or more to the Federal Funding Accountability and Transparency Act Subaward Reporting System (FSRS). Reports must be filed in FSRS by the end of the month following the month in which the prime recipient awards any sub-grant greater than or equal to \$30,000. If the initial award is below \$30,000 but subsequent grant modifications result in a total award equal to or over \$30,000, the award will be subject to the reporting requirements as of the date the award exceeds \$30,000. If the initial award equals or exceeds \$30,000 but funding is subsequently de-obligated such that the total award amount falls below \$30,000, the award continues to be subject to FFATA reporting requirements.

The following key data elements must be reported: Subawardee Name and Data Universal Numbering System (DUNS) number; Amount of Subaward (inclusive of modifications); Subaward Obligation/Action Date; Date of Report Submission; Subaward Number; Project Description; and Names and Compensation of Highly Compensated Officers. (Names and Compensation of Highly Compensated Officers must only be reported when the entity in the preceding fiscal year received 80 percent or more of its annual gross revenues in Federal awards; and \$30,000,000 or more in annual gross revenues from Federal awards; and the public does not have access to this information about the compensation of the senior executives of the entity through periodic reports filed under section 13(a) or 15(d) of the Securities Exchange Act of 1934 (15 U.S.C. §§ 78m(a), 78o(d)) or section 6104 of the Internal Revenue Code of 1986.)

Control: Per 2 CFR section 200.303(a), a non-Federal entity must: Establish and maintain effective internal control over the Federal award that provides reasonable assurance that the non-Federal entity is managing the Federal award in compliance with Federal statutes, regulations, and the terms and conditions of the Federal award. These internal controls should comply with guidance in “Standards for Internal Control in the Federal Government” issued by the Comptroller General of the United States or the “Internal Control Integrated Framework”, issued by the Committee of Sponsoring Organizations of the Treadway Commission (COSO).

**STATE OF DELAWARE
SCHEDULE OF FINDINGS AND QUESTIONED COSTS (CONTINUED)
YEAR ENDED JUNE 30, 2022**

Section III – Findings and Questioned Costs – Major Federal Programs (Continued)

Condition:

The Division did not report required subaward information to FSRS for first-tier subawards of \$30,000 or more.

Context:

Zero of eight subawards selected for testing were reported to FSRS. Total subawards tested were \$8,295,312, and \$0 was reported as required by FFATA requirements.

Transactions Tested	Subaward not reported	Report not timely	Subaward amount incorrect	Subaward missing key elements
8	8	0	0	0
Dollar Amount of Tested Transactions	Subaward not reported	Report not timely	Subaward amount incorrect	Subaward missing key elements
\$8,295,312	\$8,295,312	\$0	\$0	\$0

Cause:

The Division’s policies and procedures were not sufficient to ensure that required subaward information was reported to FSRS. Internal controls did not prevent or detect the errors.

Effect:

Subawards were not reported to FSRS in accordance with FFATA requirements.

Questioned costs:

None noted.

Recommendation:

We recommend that the Division develop internal controls and procedures to ensure that FFATA reporting requirements are met. We further recommend the Division develop controls and procedures to ensure that all required subawards are reported accurately and timely to FSRS.

Views of responsible officials:

The Division will reevaluate its current process, implement proper controls for FFATA reporting standards, and ensure subawards are reviewed timely. In addition, staff will be assigned to verify information prior to being keyed into FSRS.

STATE OF DELAWARE
SCHEDULE OF FINDINGS AND QUESTIONED COSTS (CONTINUED)
YEAR ENDED JUNE 30, 2022

Section III – Findings and Questioned Costs – Major Federal Programs (Continued)

Reference Number: 2022-023
Prior Year Finding: 2021-018
Federal Agency: U.S. Department of Health and Human Services
State Department Name: Department of Health and Social Services
State Division Name: Division of Substance Abuse and Mental Health
Federal Program: Opioid STR
Assistance Listing Number: 93.788
Award Number and Year: H79TI083305 (9/30/2020 – 9/29/2022)
Compliance Requirement: Subrecipient Monitoring
Type of Finding: Significant Deficiency in Internal Control Over Compliance, Other Matters

Criteria or specific requirement:

Compliance: 2 CFR §200.332 - Requirements for Pass-Through Entities states, in part, that all pass-through entities must:

- (b) Evaluate each subrecipient's risk of noncompliance with Federal statutes, regulations, and the terms and conditions of the subaward for purposes of determining the appropriate subrecipient monitoring described in paragraphs (d) and (e) of this section, which may include consideration of such factors as:
 - (1) The subrecipient's prior experience with the same or similar subawards;
 - (2) The results of previous audits including whether or not the subrecipient receives a Single Audit in accordance with Subpart F - Audit Requirements of this part, and the extent to which the same or similar subaward has been audited as a major program;
 - (3) Whether the subrecipient has new personnel or new or substantially changed systems;
 - (4) The extent and results of Federal awarding agency monitoring (e.g., if the subrecipient also receives Federal awards directly from a Federal awarding agency).
- (d) Monitor the activities of the subrecipient as necessary to ensure that the subaward is used for authorized purposes, in compliance with Federal statutes, regulations, and the terms and conditions of the subaward; and that subaward performance goals are achieved. Pass-through entity monitoring of the subrecipient must include:
 - (1) Reviewing financial and performance reports required by the pass-through entity.
 - (2) Following-up and ensuring that the subrecipient takes timely and appropriate action on all deficiencies pertaining to the Federal award provided to the subrecipient from the pass-through entity detected through audits, on-site reviews, and other means.
 - (3) Issuing a management decision for audit findings pertaining to the Federal award provided to the subrecipient from the pass-through entity as required by § 200.521 Management decision.
- (e) Depending upon the pass-through entity's assessment of risk posed by the subrecipient (as described in paragraph (b) of this section), the following monitoring tools may be useful for the pass-through entity to ensure proper accountability and compliance with program requirements and achievement of performance goals:
 - (1) Providing subrecipients with training and technical assistance on program-related matters;
 - (2) Performing on-site reviews of the subrecipient's program operations;
 - (3) Arranging for agreed-upon-procedures engagements as described in § 200.425 Audit services.

STATE OF DELAWARE
SCHEDULE OF FINDINGS AND QUESTIONED COSTS (CONTINUED)
YEAR ENDED JUNE 30, 2022

Section III – Findings and Questioned Costs – Major Federal Programs (Continued)

Control: Per 2 CFR Section 200.303(a), a non-Federal entity must: Establish and maintain effective internal control over the Federal award that provides reasonable assurance that the non-Federal entity is managing the Federal award in compliance with Federal statutes, regulations, and the terms and conditions of the Federal award. These internal controls should comply with guidance in “Standards for Internal Control in the Federal Government” issued by the Comptroller General of the United States or the “Internal Control Integrated Framework”, issued by the Committee of Sponsoring Organizations of the Treadway Commission (COSO).

Condition:

The Division was not able to provide support that it monitored its subrecipients.

Context:

For 4 of 8 subrecipients selected for testing, the Division was unable to provide support that it conducted during the award monitoring as required by the Division’s policies and procedures.

Questioned costs:

Undetermined.

Cause:

The Division did not establish effective internal controls and procedures over subrecipient monitoring.

Effect:

Not conducting during the award monitoring may result in a failure of the Division to detect that its subrecipients used subawards for unauthorized purposes, managed them in violation of the terms and conditions of the subawards, or that subaward performance goals were not achieved.

Recommendation:

The Division should review and enhance internal controls and procedures to ensure that proper subrecipient monitoring is conducted in accordance with Federal regulations.

Views of responsible officials:

The Division has been working to implement corrective action, as this was a prior finding. The implementation timeline overlapped into the current audit period. DSAMH continues to reevaluate its current process and to enhance internal controls and procedures to ensure that all required information is included in all subawards and provided to the subrecipients, that proper subrecipient monitoring is conducted, and that evaluation of independent audits is performed.

**STATE OF DELAWARE
SCHEDULE OF FINDINGS AND QUESTIONED COSTS (CONTINUED)
YEAR ENDED JUNE 30, 2022**

Section III – Findings and Questioned Costs – Major Federal Programs (Continued)

Reference Number: 2022-024
Prior Year Finding: 2021-024
Federal Agency: U.S. Department of Health and Human Services
State Department Name: Department of Health and Social Services
State Division Name: Division of Substance Abuse and Mental Health
Federal Program: Block Grants for Prevention and Treatment of Substance Abuse, COVID-10 - Block Grants for Prevention and Treatment of Substance Abuse
Assistance Listing Number: 93.959
Award Number and Year: B08TI083060 (10/1/2019 – 9/30/2021), B08TI083488 (10/1/2020 – 9/30/2022)
Compliance Requirement: Subrecipient Monitoring
Type of Finding: Material Weakness in Internal Control Over Compliance, Material Noncompliance

Criteria or specific requirement:

Compliance: 2 CFR §200.332 - Requirements for Pass-Through Entities states in part, that all pass-through entities must:

- (a) Ensure that every subaward is clearly identified to the subrecipient as a subaward and includes information at the time of the subaward and if any of these data elements change, include the changes in subsequent subaward modification. When some of this information is not available, the pass-through entity must provide the best information available to describe the Federal award and subaward.
- (b) Evaluate each subrecipient's risk of noncompliance with Federal statutes, regulations, and the terms and conditions of the subaward for purposes of determining the appropriate subrecipient monitoring described in paragraphs (d) and (e) of this section, which may include consideration of such factors as:
 - (1) The subrecipient's prior experience with the same or similar subawards;
 - (2) The results of previous audits including whether or not the subrecipient receives a Single Audit in accordance with Subpart F - Audit Requirements of this part, and the extent to which the same or similar subaward has been audited as a major program;
 - (3) Whether the subrecipient has new personnel or new or substantially changed systems;
 - (4) The extent and results of Federal awarding agency monitoring (e.g., if the subrecipient also receives Federal awards directly from a Federal awarding agency).
- (d) Monitor the activities of the subrecipient as necessary to ensure that the subaward is used for authorized purposes, in compliance with Federal statutes, regulations, and the terms and conditions of the subaward; and that subaward performance goals are achieved. Pass-through entity monitoring of the subrecipient must include:
 - (1) Reviewing financial and performance reports required by the pass-through entity.
 - (2) Following-up and ensuring that the subrecipient takes timely and appropriate action on all deficiencies pertaining to the Federal award provided to the subrecipient from the pass-through entity detected through audits, on-site reviews, and other means.
 - (3) Issuing a management decision for audit findings pertaining to the Federal award provided to the subrecipient from the pass-through entity as required by § 200.521 Management decision.

STATE OF DELAWARE
SCHEDULE OF FINDINGS AND QUESTIONED COSTS (CONTINUED)
YEAR ENDED JUNE 30, 2022

Section III – Findings and Questioned Costs – Major Federal Programs (Continued)

- (e) Depending upon the pass-through entity’s assessment of risk posed by the subrecipient (as described in paragraph (b) of this section), the following monitoring tools may be useful for the pass-through entity to ensure proper accountability and compliance with program requirements and achievement of performance goals:
- (1) Providing subrecipients with training and technical assistance on program-related matters; and
 - (2) Performing on-site reviews of the subrecipient’s program operations;
 - (3) Arranging for agreed-upon-procedures engagements as described in § 200.425 Audit services.
- (f) Verify that every subrecipient is audited as required by Subpart F - Audit Requirements of this part when it is expected that the subrecipient’s Federal awards expended during the respective fiscal year equaled or exceeded the threshold set forth in § 200.501 Audit requirements.

Control: Per 2 CFR Section 200.303(a), a non-Federal entity must: Establish and maintain effective internal control over the Federal award that provides reasonable assurance that the non-Federal entity is managing the Federal award in compliance with Federal statutes, regulations, and the terms and conditions of the Federal award. These internal controls should comply with guidance in “Standards for Internal Control in the Federal Government” issued by the Comptroller General of the United States or the “Internal Control Integrated Framework”, issued by the Committee of Sponsoring Organizations of the Treadway Commission (COSO).

Condition:

The Division was not able to provide support that it furnished required information to its subrecipients at the time of subaward, monitored its subrecipients, or ensured its subrecipients were audited as required by 2 CFR Part 200 Subpart F – Audit Requirements (Subpart F).

Context:

Exceptions were noted in four of eight subrecipients selected for testing (exceptions listed include multiple exceptions for some subrecipients):

- Four of eight subrecipient agreements were missing the following required information: Subrecipient’s Unique Identifier, Federal Award Identification Number (FAIN), Federal Award Date, Federal Award Project Description, Assistance Listing Number and Title.
- For one of eight subrecipients, the Division was unable to provide support that it ensured the subrecipient was audited as required by Subpart F. The Division could not produce evidence of verification that the subrecipient’s Federal awards expended during the fiscal year were below the threshold set forth in § 200.501 Audit requirements.
- For four of eight subrecipients, the Division was unable to provide support that it conducted during the award monitoring as required by the Division’s policies and procedures.

Questioned costs:

Undetermined.

Cause:

The Division did not establish effective internal controls and procedures over subrecipient monitoring.

**STATE OF DELAWARE
SCHEDULE OF FINDINGS AND QUESTIONED COSTS (CONTINUED)
YEAR ENDED JUNE 30, 2022**

Section III – Findings and Questioned Costs – Major Federal Programs (Continued)

Effect:

Excluding the required federal grant award information at the time of the subaward may cause subrecipients and their auditors to be uninformed about specific program and other regulations that apply to the funds they receive. There is also the potential for subrecipients to have incomplete Schedules of Expenditures of Federal Awards (SEFA) in their Single Audit reports, and federal funds may not be properly audited at the subrecipient level in accordance with the Uniform Guidance.

Not conducting during the award monitoring may result in a failure of the Division to detect that its subrecipients used subawards for unauthorized purposes, managed them in violation of the terms and conditions of the subawards, or that subaward performance goals were not achieved.

Without ensuring subrecipients have obtained audits as required by Subpart F, there is an increased risk that subrecipients could be inappropriately spending and/or inaccurately tracking and reporting federal funds over multiple year periods, and these discrepancies may not be properly monitored, detected, and corrected by Division personnel on a timely basis.

Recommendation:

The Division should review and enhance internal controls and procedures to ensure that all required information is included in all subawards and provided to the subrecipients, that proper subrecipient monitoring is conducted, and that evaluation of independent audits is performed.

Views of responsible officials:

The Division has been working to implement corrective action, as this was a prior finding. The implementation timeline overlapped into the current audit period. DSAMH continues to reevaluate its current process and to enhance internal controls and procedures to ensure that all required information is included in all subawards and provided to the subrecipients, also that proper subrecipient monitoring is conducted, and that evaluation of independent audits is performed.

STATE OF DELAWARE
SCHEDULE OF FINDINGS AND QUESTIONED COSTS (CONTINUED)
YEAR ENDED JUNE 30, 2022

Section III – Findings and Questioned Costs – Major Federal Programs (Continued)

Reference Number: 2022-025
Prior Year Finding: No
Federal Agency: U.S. Department of Health and Human Services
State Department Name: Department of Health and Social Services
State Division Name: Division of Substance Abuse and Mental Health
Federal Program: Block Grants for Prevention and Treatment of Substance Abuse, COVID-19 - Block Grants for Prevention and Treatment of Substance Abuse
Assistance Listing Number: 93.959
Award Number and Year: B08TI083060 (10/1/2019 – 9/30/2021), B08TI083488 (10/1/2020 – 9/30/2022)
Compliance Requirement: Reporting – Federal Funding Accountability and Transparency Act (FFATA)
Type of Finding: Material Weakness in Internal Control Over Compliance, Material Noncompliance

Criteria or specific requirement:

Compliance: Per the Federal Funding Accountability and Transparency Act (FFATA), prime (direct) recipients of grants or cooperative agreements are required to report first-tier subawards of \$30,000 or more to the Federal Funding Accountability and Transparency Act Subaward Reporting System (FSRS). Reports must be filed in FSRS by the end of the month following the month in which the prime recipient awards any sub-grant greater than or equal to \$30,000. If the initial award is below \$30,000 but subsequent grant modifications result in a total award equal to or over \$30,000, the award will be subject to the reporting requirements as of the date the award exceeds \$30,000. If the initial award equals or exceeds \$30,000 but funding is subsequently de-obligated such that the total award amount falls below \$30,000, the award continues to be subject to FFATA reporting requirements.

The following key data elements must be reported: Subawardee Name and Data Universal Numbering System (DUNS) number; Amount of Subaward (inclusive of modifications); Subaward Obligation/Action Date; Date of Report Submission; Subaward Number; Project Description; and Names and Compensation of Highly Compensated Officers. (Names and Compensation of Highly Compensated Officers must only be reported when the entity in the preceding fiscal year received 80 percent or more of its annual gross revenues in Federal awards; and \$30,000,000 or more in annual gross revenues from Federal awards; and the public does not have access to this information about the compensation of the senior executives of the entity through periodic reports filed under section 13(a) or 15(d) of the Securities Exchange Act of 1934 (15 U.S.C. §§ 78m(a), 78o(d)) or section 6104 of the Internal Revenue Code of 1986.)

Control: Per 2 CFR section 200.303(a), a non-Federal entity must: Establish and maintain effective internal control over the Federal award that provides reasonable assurance that the non-Federal entity is managing the Federal award in compliance with Federal statutes, regulations, and the terms and conditions of the Federal award. These internal controls should comply with guidance in “Standards for Internal Control in the Federal Government” issued by the Comptroller General of the United States or the “Internal Control Integrated Framework”, issued by the Committee of Sponsoring Organizations of the Treadway Commission (COSO).

**STATE OF DELAWARE
SCHEDULE OF FINDINGS AND QUESTIONED COSTS (CONTINUED)
YEAR ENDED JUNE 30, 2022**

Section III – Findings and Questioned Costs – Major Federal Programs (Continued)

Condition:

The Division did not report required subaward information to FSRS for first-tier subawards of \$30,000 or more.

Context:

Zero of eight subawards selected for testing were reported to FSRS. Total subawards tested were \$6,649,227, and \$0 was reported as required by FFATA requirements.

Transactions Tested	Subaward not reported	Report not timely	Subaward amount incorrect	Subaward missing key elements
8	8	0	0	0
Dollar Amount of Tested Transactions	Subaward not reported	Report not timely	Subaward amount incorrect	Subaward missing key elements
\$6,649,227	\$6,649,227	\$0	\$0	\$0

Cause:

The Division’s policies and procedures were not sufficient to ensure that required subaward information was reported to FSRS. Internal controls did not prevent or detect the errors.

Effect:

Subawards were not reported to FSRS in accordance with FFATA requirements.

Questioned costs:

None noted.

Recommendation:

We recommend that the Division develop internal controls and procedures to ensure that FFATA reporting requirements are met. We further recommend the Division develop controls and procedures to ensure that all required subawards are reported accurately and timely to FSRS.

Views of responsible officials:

The Division will develop internal controls and procedures to ensure that FFATA reporting requirements are met and that information submitted in FSRS is accurate and on time.

**STATE OF DELAWARE
SCHEDULE OF FINDINGS AND QUESTIONED COSTS (CONTINUED)
YEAR ENDED JUNE 30, 2022**

Section III – Findings and Questioned Costs – Major Federal Programs (Continued)

Reference Number: 2022-026
Prior Year Finding: No
Federal Agency: U.S. Department of Health and Human Services
State Department Name: Department of Health and Social Services
State Division Name: Division of Substance Abuse and Mental Health
Federal Program: Block Grants for Prevention and Treatment of Substance Abuse, COVID-19 - Block Grants for Prevention and Treatment of Substance Abuse
Assistance Listing Number: 93.959
Award Number and Year: B08TI083060 (10/1/2019 – 9/30/2021), B08TI083488 (10/1/2020 – 9/30/2022)
Compliance Requirement: Level of Effort
Type of Finding: Material Weakness in Internal Control Over Compliance, Material Noncompliance

Criteria or specific requirement:

Compliance: Per 45 CFR section 96.123(a)(10), the Block Grant shall not be used to supplant State funding of alcohol and other drug prevention and treatment programs.

Control: Per 2 CFR Section 200.303(a), a non-Federal entity must: Establish and maintain effective internal control over the Federal award that provides reasonable assurance that the non-Federal entity is managing the Federal award in compliance with Federal statutes, regulations, and the terms and conditions of the Federal award. These internal controls should comply with guidance in “Standards for Internal Control in the Federal Government” issued by the Comptroller General of the United States or the “Internal Control Integrated Framework”, issued by the Committee of Sponsoring Organizations of the Treadway Commission (COSO).

Condition:

The Division did not meet the program’s level of effort requirements during FY 2022 for Supplement Not Supplant.

Context:

The State’s requirement for State expenditures during FY 2022 for alcohol and other drug prevention and treatment programs was \$30 million and it expended \$27 million, for a variance of \$3 million.

Questioned costs:

Undetermined.

Cause:

The Division did not establish effective procedures and internal controls to ensure that level of effort requirements were met during FY 2022.

Effect:

The Division was not in compliance with the program’s level of effort requirements for Supplement Not Supplant. The Division expended approximately \$3 million less in State funds than was required.

**STATE OF DELAWARE
SCHEDULE OF FINDINGS AND QUESTIONED COSTS (CONTINUED)
YEAR ENDED JUNE 30, 2022**

Section III – Findings and Questioned Costs – Major Federal Programs (Continued)

Recommendation:

The Division should review and enhance procedures and internal controls to ensure that it expends State funds in accordance with level of effort requirements.

Views of responsible officials:

The Division will review and enhance its procedures and internal controls to ensure that it expends State funds in accordance with level of effort requirements. This review is to include a more detailed procedure for gathering and organizing data from the state's accounting system. Division program staff believe that this requirement was in fact met; however, the current process documentation is not clear enough to provide the level of support needed for the audit.

**STATE OF DELAWARE
SCHEDULE OF FINDINGS AND QUESTIONED COSTS (CONTINUED)
YEAR ENDED JUNE 30, 2022**

Section III – Findings and Questioned Costs – Major Federal Programs (Continued)

Reference Number: 2022-027
Prior Year Finding: 2021-025
Federal Agency: U.S. Department of Health and Human Services
State Department Name: Department of Health and Social Services
State Division Name: Division of Substance Abuse and Mental Health
Federal Program: Block Grants for Prevention and Treatment of Substance Abuse, COVID-19 - Block Grants for Prevention and Treatment of Substance Abuse
Assistance Listing Number: 93.959
Award Number and Year: B08TI083060 (10/1/2019 – 9/30/2021), B08TI083488 (10/1/2020 – 9/30/2022)
Compliance Requirement: Allowable Cost/Cost Principles – Time and Effort Reporting
Type of Finding: Significant Deficiency in Internal Control Over Compliance, Other Matters

Criteria or specific requirement:

Compliance: 2 CFR Section 200.430 (8)(i) Standards for Documentation of Personnel Expenses states that: Charges to Federal awards for salaries and wages must be based on records that accurately reflect the work performed. These records must:

- (xi) Be supported by a system of internal control which provides reasonable assurance that the charges are accurate, allowable, and properly allocated;
- (xii) Be incorporated into the official records of the non-Federal entity;
- (xiii) Reasonably reflect the total activity for which the employee is compensated by the non-Federal entity, not exceeding 100% of compensated activities;
- (xiv) Encompass both federally assisted and all other activities compensated by the non-Federal entity on an integrated basis, but may include the use of subsidiary records as defined in the non-Federal entity's written policy;
- (xv) Comply with the established accounting policies and practices of the non-Federal entity;
- (ix) Support the distribution of the employee's salary or wages among specific activities or cost objectives if the employee works on more than one Federal award; a Federal award and non-Federal award; an indirect cost activity and a direct cost activity; two or more indirect activities which are allocated using different allocation bases; or an unallowable activity and a direct or indirect cost activity.

Control: Per 2 CFR Section 200.303(a), a non-Federal entity must: Establish and maintain effective internal control over the Federal award that provides reasonable assurance that the non-Federal entity is managing the Federal award in compliance with Federal statutes, regulations, and the terms and conditions of the Federal award. These internal controls should comply with guidance in "Standards for Internal Control in the Federal Government" issued by the Comptroller General of the United States or the "Internal Control Integrated Framework", issued by the Committee of Sponsoring Organizations of the Treadway Commission (COSO).

Condition:

The Division did not have effective controls in place for monitoring and obtaining adequate support to validate actual payroll expenses charged to the federal program. Time and effort certifications were not certified and obtained timely.

**STATE OF DELAWARE
SCHEDULE OF FINDINGS AND QUESTIONED COSTS (CONTINUED)
YEAR ENDED JUNE 30, 2022**

Section III – Findings and Questioned Costs – Major Federal Programs (Continued)

Context:

Eight payroll transactions were selected for testing and the following exceptions were noted:

- Four of eight time and effort certifications were not certified and obtained until after the documentation was requested for audit.
- No time and effort certifications were provided for three of eight transactions.

Questioned costs:

Questioned costs of \$2,355 represent the amount of unsupported payroll expenditures charged to the grant.

Cause:

Controls were not operating effectively to ensure that time and effort reporting was performed in a timely manner, in accordance with federal requirements.

Effect:

There is an increased risk of charging unallowed payroll costs to the program.

Recommendation:

The Division should reevaluate its current process, implement proper controls, and perform additional training over time and effort reporting. The Division should not seek federal reimbursement unless it can substantiate that the time and effort was dedicated to the federal program.

Views of responsible officials:

The Division will improve the current process through enhanced internal controls and updated training for staff to ensure a clear understanding of the requirements for certification and reporting of time and effort when charged to a federal grant.

**STATE OF DELAWARE
SCHEDULE OF FINDINGS AND QUESTIONED COSTS (CONTINUED)
YEAR ENDED JUNE 30, 2022**

Section III – Findings and Questioned Costs – Major Federal Programs (Continued)

Reference Number: 2022-028
Prior Year Finding: No
Federal Agency: U.S. Department Homeland Security
State Department Name: Department of Safety and Homeland Security, Federal Emergency Management Agency (FEMA)
State Division Name: Delaware Emergency Management Agency (DEMA)
Federal Program: Disaster Grants - Public Assistance (Presidentially Declared Disasters), COVID-19 – Disaster Grants – Public Assistance (Presidentially Declared Disasters)
Assistance Listing Number: 97.036
Award Number and Year: 4526-DR-DE (2022), 4566-DR-DE (2022), 4627-DR-DE (2022)
Compliance Requirement: Reporting – Federal Funding Accountability and Transparency Act (FFATA)
Type of Finding: Material Weakness in Internal Control Over Compliance, Material Noncompliance

Criteria or specific requirement:

Compliance: Per the Federal Funding Accountability and Transparency Act (FFATA), prime (direct) recipients of grants or cooperative agreements are required to report first-tier subawards of \$30,000 or more to the Federal Funding Accountability and Transparency Act Subaward Reporting System (FSRS). Reports must be filed in FSRS by the end of the month following the month in which the prime recipient awards any sub-grant greater than or equal to \$30,000. If the initial award is below \$30,000 but subsequent grant modifications result in a total award equal to or over \$30,000, the award will be subject to the reporting requirements as of the date the award exceeds \$30,000. If the initial award equals or exceeds \$30,000 but funding is subsequently de-obligated such that the total award amount falls below \$30,000, the award continues to be subject to FFATA reporting requirements.

The following key data elements must be reported: Subawardee Name and Data Universal Numbering System (DUNS) number; Amount of Subaward (inclusive of modifications); Subaward Obligation/Action Date; Date of Report Submission; Subaward Number; Project Description; and Names and Compensation of Highly Compensated Officers. (Names and Compensation of Highly Compensated Officers must only be reported when the entity in the preceding fiscal year received 80 percent or more of its annual gross revenues in Federal awards; and \$30,000,000 or more in annual gross revenues from Federal awards; and the public does not have access to this information about the compensation of the senior executives of the entity through periodic reports filed under section 13(a) or 15(d) of the Securities Exchange Act of 1934 (15 U.S.C. §§ 78m(a), 78o(d)) or section 6104 of the Internal Revenue Code of 1986.)

Control: Per 2 CFR section 200.303(a), a non-Federal entity must: Establish and maintain effective internal control over the Federal award that provides reasonable assurance that the non-Federal entity is managing the Federal award in compliance with Federal statutes, regulations, and the terms and conditions of the Federal award. These internal controls should comply with guidance in “Standards for Internal Control in the Federal Government” issued by the Comptroller General of the United States or the “Internal Control Integrated Framework”, issued by the Committee of Sponsoring Organizations of the Treadway Commission (COSO).

**STATE OF DELAWARE
SCHEDULE OF FINDINGS AND QUESTIONED COSTS (CONTINUED)
YEAR ENDED JUNE 30, 2022**

Section III – Findings and Questioned Costs – Major Federal Programs (Continued)

Condition:

DEMA could not produce supporting documentation that it reported required subaward information to FSRS for first-tier subawards of \$30,000 or more.

Context:

DEMA was not able to provide supporting documentation for FSRS reporting for four of five subawards selected for testing. Total subawards tested were \$9,839,395, and \$229,664 was reported as required by FFATA requirements.

Transactions Tested	Subaward not reported	Report not timely	Subaward amount incorrect	Subaward missing key elements
5	4	0	0	0
Dollar Amount of Tested Transactions	Subaward not reported	Report not timely	Subaward amount incorrect	Subaward missing key elements
\$9,839,395	\$9,609,730	\$0	\$0	\$0

Cause:

DEMA’s policies and procedures were not sufficient to ensure that documentation was maintained to support required subaward information was reported to FSRS. Internal controls did not prevent or detect the errors.

Effect:

DEMA was unable to provide support that subawards were reported to FSRS in accordance with FFATA requirements.

Questioned costs:

None noted.

Recommendation:

We recommend that DEMA enhance internal controls and procedures to ensure that FFATA reporting requirements are met and supporting documentation for submission is maintained.

Views of responsible officials:

DEMA finance section has created a group account for FFATA reporting using the group email DEMAFiscal@delaware.gov to enable anyone in that section to access, edit, and submit reports as needed. This will ensure that everyone in the finance section has access to information regardless of turnover. This will also share the workload and assist with timely reporting.

**STATE OF DELAWARE
SCHEDULE OF FINDINGS AND QUESTIONED COSTS (CONTINUED)
YEAR ENDED JUNE 30, 2022**

Section III – Findings and Questioned Costs – Major Federal Programs (Continued)

Reference Number: 2022-029
Prior Year Finding: 2021-027
Federal Agency: U.S. Department Homeland Security
State Department Name: Department of Safety and Homeland Security, Federal Emergency Management Agency (FEMA)
State Division Name: Delaware Emergency Management Agency (DEMA)
Federal Program: Disaster Grants - Public Assistance (Presidentially Declared Disasters), COVID-19 – Disaster Grants – Public Assistance (Presidentially Declared Disasters)
Assistance Listing Number: 97.036
Award Number and Year: 4526-DR-DE (2022), 4566-DR-DE (2022), 4627-DR-DE (2022)
Compliance Requirement: Subrecipient Monitoring
Type of Finding: Material Weakness in Internal Control Over Compliance, Material Noncompliance

Criteria or specific requirement:

Compliance: 2 CFR §200.332 - Requirements for Pass-Through Entities states, in part, that all pass-through entities must:

- (a) Ensure that every subaward is clearly identified to the subrecipient as a subaward and includes information at the time of the subaward and if any of these data elements change, include the changes in subsequent subaward modification. When some of this information is not available, the pass-through entity must provide the best information available to describe the Federal award and subaward. Required information includes:
- (1) Federal Award Identification
 - (i) Subrecipient name (which must match the name associated with its unique entity identifier);
 - (ii) Subrecipient's unique entity identifier;
 - (iii) Federal Award Identification Number (FAIN);
 - (iv) Federal Award Date (see the definition of Federal award date in § 200.1 of this part) of award to the recipient by the Federal agency;
 - (v) Subaward Period of Performance Start and End Date;
 - (vi) Subaward Budget Period Start and End Date;
 - (vii) Amount of Federal Funds Obligated by this action by the pass-through entity to the subrecipient;
 - (viii) Total Amount of Federal Funds Obligated to the subrecipient by the pass-through entity including the current financial obligation;
 - (ix) Total Amount of the Federal Award committed to the subrecipient by the pass-through entity;
 - (x) Federal award project description, as required to be responsive to the Federal Funding Accountability and Transparency Act (FFATA);
 - (xi) Name of Federal awarding agency, pass-through entity, and contact information for awarding official of the Pass-through entity;
 - (xii) Assistance Listings number and Title; the pass-through entity must identify the dollar amount made available under each Federal award and the Assistance Listings Number at time of disbursement.

STATE OF DELAWARE
SCHEDULE OF FINDINGS AND QUESTIONED COSTS (CONTINUED)
YEAR ENDED JUNE 30, 2022

Section III – Findings and Questioned Costs – Major Federal Programs (Continued)

- (d) Monitor the activities of the subrecipient as necessary to ensure that the subaward is used for authorized purposes, in compliance with Federal statutes, regulations, and the terms and conditions of the subaward; and that subaward performance goals are achieved. Pass-through entity monitoring of the subrecipient must include:
- (1) Reviewing financial and performance reports required by the pass-through entity.
 - (2) Following-up and ensuring that the subrecipient takes timely and appropriate action on all deficiencies pertaining to the Federal award provided to the subrecipient from the pass-through entity detected through audits, on-site reviews, and other means.
 - (3) Issuing a management decision for audit findings pertaining to the Federal award provided to the subrecipient from the pass-through entity as required by § 200.521 Management decision.
- (f) Verify that every subrecipient is audited as required by Subpart F - Audit Requirements of this part when it is expected that the subrecipient's Federal awards expended during the respective fiscal year equaled or exceeded the threshold set forth in § 200.501 Audit requirements.

Control: Per 2 CFR Section 200.303(a), a non-Federal entity must: Establish and maintain effective internal control over the Federal award that provides reasonable assurance that the non-Federal entity is managing the Federal award in compliance with Federal statutes, regulations, and the terms and conditions of the Federal award. These internal controls should comply with guidance in “Standards for Internal Control in the Federal Government” issued by the Comptroller General of the United States or the “Internal Control Integrated Framework”, issued by the Committee of Sponsoring Organizations of the Treadway Commission (COSO).

Condition:

DEMA did not furnish all required information to its subrecipients at the time of issuance of the subawards. Further, DEMA was not able to provide support that it monitored the activities of its subrecipients to ensure that the subawards were used for authorized purposes, nor that it ensured its subrecipients were audited as required by 2 CFR Part 200 Subpart F – Audit Requirements (Subpart F).

Context:

- For five of five subrecipients, the following required information was not provided to the subrecipient at the time of award issuance: Federal Award Identification (FAIN), Federal award date, subaward budget period start and end date, Federal award project description as required by FFATA, name of Federal awarding agency, and Assistance Listing number and title.
- For five of five subrecipients, DEMA was unable to provide support that it monitored the activities of its subrecipients during the fiscal year to ensure that the subawards were used for authorized purposes.
- For three of five subrecipients, DEMA was unable to provide support that it ensured the subrecipients were audited as required by Subpart F. DEMA could not produce evidence of verification that the subrecipient's Federal awards expended during the fiscal year were below the threshold set forth in § 200.501 Audit requirements.

Questioned costs:

Undetermined.

**STATE OF DELAWARE
SCHEDULE OF FINDINGS AND QUESTIONED COSTS (CONTINUED)
YEAR ENDED JUNE 30, 2022**

Section III – Findings and Questioned Costs – Major Federal Programs (Continued)

Cause:

DEMA did not establish effective internal controls and procedures over subrecipient monitoring.

Effect:

Excluding the required federal grant award information at the time of the subaward may cause subrecipients and their auditors to be uninformed about specific program and other regulations that apply to the funds they receive. There is also the potential for subrecipients to have incomplete Schedules of Expenditures of Federal Awards (SEFA) in their Single Audit reports, and federal funds may not be properly audited at the subrecipient level in accordance with the Uniform Guidance.

Not conducting during the award monitoring may result in a failure to detect that subrecipients used subawards for unauthorized purposes, managed them in violation of the terms and conditions of the subawards, or that subaward performance goals were not achieved.

Without ensuring subrecipients have obtained audits as required by Subpart F there is an increased risk that subrecipients could be inappropriately spending and/or inaccurately tracking and reporting federal funds over multiple year periods, and these discrepancies may not be properly monitored, detected, and corrected by agency personnel on a timely basis.

Recommendation:

DEMA should review and enhance internal controls and procedures to ensure that all required information is included in all subawards, that subrecipients are properly monitored, and that evaluation of independent audits is performed.

Views of responsible officials:

A contractor has been assigned to develop and implement internal controls to ensure all required information is included in all subawards, that subrecipients are properly monitored, and that evaluation of independent audits is performed. Subaward letters were updated in September 2022 and a monitoring protocol implemented to begin monitoring all subrecipients to date to include an evaluation of independent audits that is documented as part of the monitoring visit.

**STATE OF DELAWARE
SCHEDULE OF FINDINGS AND QUESTIONED COSTS (CONTINUED)
YEAR ENDED JUNE 30, 2022**

Section III – Findings and Questioned Costs – Major Federal Programs (Continued)

Reference Number: 2022-030
Prior Year Finding: No
Federal Agency: U.S. Department of Education
State Department Name: Delaware Technical Community College
Federal Program: Student Financial Assistance Cluster
Assistance Listing Number: 84.007, 84.033, 84.063, 84.268
Award Number and Year: July 1, 2021 to June 30, 2022
Compliance Requirement: Special Tests and Provisions: Return of Title IV Funds
Type of Finding: Significant Deficiency in Internal Control Over Compliance, Other Matters

Criteria or specific requirement:

Compliance: When a recipient of Title IV grant or loan assistance withdraws from an institution during a payment period or period of enrollment in which the recipient began attendance, the institution must determine the amount of Title IV aid earned by the student as of the student's withdrawal date. If the total amount of Title IV assistance earned by the student is less than the amount that was disbursed to the student or on his or her behalf as of the date of the institution's determination that the student withdrew, the difference must be returned to the Title IV programs and no additional disbursements may be made to the student for the payment period or period of enrollment.

Per the Code of Federal Regulations, 34 CFR 668.22, the amount of earned Title IV grant or loan assistance is calculated by determining the percentage of Title IV grant or loan assistance that has been earned by the student and applying that percentage to the total amount of Title IV grant or loan assistance that was or could have been disbursed to the student for the payment period or period of enrollment as of the student's withdrawal date.

The institution must return the lesser of (1) the total amount of unearned Title IV assistance, or (2) an amount equal to the total institutional charges incurred by the student for the payment period or period of enrollment multiplied by the percentage of Title IV grant or loan assistance that has not been earned by the student. If, for a non-term program an institution chooses to calculate the treatment of Title IV assistance on a payment period basis, but the institution charges for a period that is longer than the payment period, "total institutional charges incurred by the student for the payment period" is the greater of (1) the prorated amount of institutional charges for the longer period, or (2) the amount of Title IV assistance retained for institutional charges as of the student's withdrawal date.

Control: Per 2 CFR section 200.303(a), a non-Federal entity must: Establish and maintain effective internal control over the Federal award that provides reasonable assurance that the non-Federal entity is managing the Federal award in compliance with Federal statutes, regulations, and the terms and conditions of the Federal award. These internal controls should comply with guidance in "Standards for Internal Control in the Federal Government" issued by the Comptroller General of the United States or the "Internal Control Integrated Framework", issued by the Committee of Sponsoring Organizations of the Treadway Commission (COSO).

**STATE OF DELAWARE
SCHEDULE OF FINDINGS AND QUESTIONED COSTS (CONTINUED)
YEAR ENDED JUNE 30, 2022**

Section III – Findings and Questioned Costs – Major Federal Programs (Continued)

Condition:

Delaware Technical Community College (DTCC) did not calculate a Title IV refund for a student that had withdrawn from the institution.

Context:

Forty students who withdrew from the institution during the year were selected for testing. For 1 of 40 students, a Title IV refund was not calculated.

Questioned costs:

Undetermined.

Cause:

Controls were not operating effectively to ensure that a Title IV refund was calculated for all students who withdrew from the institution during the year. At the end of the Spring 2022 semester the student had an earned grade of "F" and the registrar's office changed the student's official grade to withdrawn after the Spring 2022 semester but did not inform Financial Aid. As such, Financial Aid never performed Title IV refund calculation for the student.

Effect:

Title IV refunds were not processed in accordance with program regulations and DTCC retained Title IV funds it had not earned.

Recommendation:

We recommend that DTCC review its procedures and controls pertaining to the return of Title IV funds to ensure that refunds are properly calculated on a timely basis.

Views of responsible officials:

Please note there is no monetary value related to this finding. The above-mentioned finding is a result of DTCC not completing an R2T4 calculation for one student that had their academic record updated after the semester in question had ended through a hardship withdrawal process. Our spring 2022 semester ended on May 14, 2022. On June, 21, 2022, the student was granted a hardship withdrawal for all courses registered and the student record was backdated to update the college's decision. While there are no changes to a student's federal aid eligibility in these instances, we are aware a calculation should have been completed to acknowledge the update within the student academic record. In response to the finding, DTCC will extend the time period for when reports are ran that identify adjustments. In addition, the member of the college's hardship withdrawal committee representing the financial aid office will notify individuals responsible for R2T4 calculations when committee approvals are decided.

**STATE OF DELAWARE
SCHEDULE OF FINDINGS AND QUESTIONED COSTS (CONTINUED)
YEAR ENDED JUNE 30, 2022**

Section III – Findings and Questioned Costs – Major Federal Programs (Continued)

Reference Number: 2022-031
Prior Year Finding: No
Federal Agency: U.S. Department of Education
State Department Name: Delaware Technical Community College
Federal Program: Student Financial Assistance Cluster
Assistance Listing Number: 84.007, 84.033, 84.063, 84.268
Award Number and Year: July 1, 2021 to June 30, 2022
Compliance Requirement: Special Tests and Provisions: Enrollment Reporting
Type of Finding: Significant Deficiency in Internal Control Over Compliance, Other Matters

Criteria or specific requirement:

Compliance: Institutions are required to report enrollment information under the Pell grant and the Direct and FFEL loan programs via the NSLDS, although FFEL loans are no longer made or a part of the SFA Cluster, a student may have a FFEL loan from previous years that would require enrollment reporting for that student (Pell, 34 CFR 690.83(b)(2); FFEL, 34 CFR 682.610; Direct Loan, 34 CFR 685.309). Institutions must review, update, and verify student enrollment statuses, program information, and effective dates that appear on the Enrollment Reporting Roster file or on the Enrollment Maintenance page of the NSLDS Professional Access (NSLDSFAP) website. The data on the institution's Enrollment Reporting Roster, or Enrollment Maintenance page, is what NSLDS has as the most recently certified enrollment information. There are two categories of enrollment information, "Campus Level" and "Program Level," both of which need to be reported accurately and have separate record types.

Control: Per 2 CFR section 200.303(a), a non-Federal entity must: Establish and maintain effective internal control over the Federal award that provides reasonable assurance that the non-Federal entity is managing the Federal award in compliance with Federal statutes, regulations, and the terms and conditions of the Federal award. These internal controls should comply with guidance in "Standards for Internal Control in the Federal Government" issued by the Comptroller General of the United States or the "Internal Control Integrated Framework", issued by the Committee of Sponsoring Organizations of the Treadway Commission (COSO).

Condition:

Delaware Technical Community College (DTCC) inaccurately reported the enrollment status of a student.

Context:

For 1 of 40 students selected for testing, the enrollment status was inaccurately reported for the Fall 2021 semester. The student was enrolled half-time during the fall semester, but they received an incomplete grade for one course and their status was reported as withdrawn as of 12/11/2021. However, per DTCC's Incomplete Policy, the student successfully completed the course during the following semester and the incomplete grade was retroactively changed to passing on 1/14/2022. In addition, successful completion of the course allowed the student to graduate effective 12/11/2021. Therefore, the student's status should have been reported as half-time for the fall semester and as graduated on the Spring 2022 semester report.

**STATE OF DELAWARE
SCHEDULE OF FINDINGS AND QUESTIONED COSTS (CONTINUED)
YEAR ENDED JUNE 30, 2022**

Section III – Findings and Questioned Costs – Major Federal Programs (Continued)

Questioned costs:

Undetermined.

Cause:

Controls were not operating effectively to ensure that students' enrollment status was correctly reported.

Effect:

Inaccurate student enrollment information can negatively impact the Federal agency's ability to administer Title IV programs which depends heavily on the accuracy and timeliness of the enrollment information reported by institutions.

Recommendation:

We recommend that DTCC review procedures and controls pertaining to the reporting of enrollment status, particularly when a student's status changes retroactively, to ensure that enrollment status is accurately reported.

Views of responsible officials:

DTCC will implement the below corrective action plan and quality control measures. These measures include:

1. Having a single Registrar (or Registrar's Office staff member) responsible for degree reporting. This person will be responsible for coordinating efforts and ensuring degree reporting is done correctly and in compliance.
2. The degree verify report will be completed at the end of each semester and during the middle of each subsequent semester to identify any late degree awards from the previous semester.
3. Monthly audits will run to identify any students who are missed during the two planned submissions. These students will be reported to the appointed Registrar who will manually enter them into the NSCH and NSLDS, if necessary.

**STATE OF DELAWARE
SCHEDULE OF FINDINGS AND QUESTIONED COSTS (CONTINUED)
YEAR ENDED JUNE 30, 2022**

Section III – Findings and Questioned Costs – Major Federal Programs (Continued)

Reference Number: 2022-032
Prior Year Finding: No
Federal Agency: U.S. Department of Education
State Department Name: Delaware Technical Community College
Federal Program: Student Financial Assistance Cluster
Assistance Listing Number: 84.007, 84.033, 84.063, 84.268
Award Number and Year: July 1, 2021 to June 30, 2022
Compliance Requirement: Eligibility
Type of Finding: Significant Deficiency in Internal Control Over Compliance, Other Matters

Criteria or specific requirement:

Compliance: Undergraduate and Graduate students are eligible to receive financial aid for a limited time while pursuing a degree. Once a student exceeds 150 percent of the number of credits that it takes to obtain a degree, they will be ineligible for financial aid.

Control: Per 2 CFR section 200.303(a), a non-Federal entity must: Establish and maintain effective internal control over the Federal award that provides reasonable assurance that the non-Federal entity is managing the Federal award in compliance with Federal statutes, regulations, and the terms and conditions of the Federal award. These internal controls should comply with guidance in “Standards for Internal Control in the Federal Government” issued by the Comptroller General of the United States or the “Internal Control Integrated Framework”, issued by the Committee of Sponsoring Organizations of the Treadway Commission (COSO).

Condition:

Delaware Technical Community College (DTCC) approved financial aid to students who exceeded the satisfactory academic progress (SAP) 150% credit threshold during the 2021-2022 academic year.

Context:

Two of 40 students selected for testing had attempted more than 150% of the credits required to receive an undergraduate degree but were awarded financial aid for the 2021-2022 academic year. These students had not submitted a SAP appeal.

Questioned costs:

Undetermined.

Cause:

Controls were not operating effectively to ensure that students awarded financial aid were in compliance with the SAP 150% credit threshold.

Effect:

Ineligible students were awarded financial aid for the 2021-2022 academic year.

**STATE OF DELAWARE
SCHEDULE OF FINDINGS AND QUESTIONED COSTS (CONTINUED)
YEAR ENDED JUNE 30, 2022**

Section III – Findings and Questioned Costs – Major Federal Programs (Continued)

Recommendation:

We recommend that DTCC review procedures and controls pertaining to the eligibility of students for financial aid regarding the SAP 150% credit threshold. We further recommend that DTCC reviews the eligibility of other students enrolled during the 2022 and 2023 academic years and properly adjusts student accounts as necessary.

Views of responsible officials:

The financial aid office worked with members of our IT Applications and Web Services department to discover a failure in the script being run within Banner to identify the full student population related to the maximum credits allowed within a program of study. A system patch to the processing script is currently being developed and we anticipate this process to be in good working order April 2023 after testing.

In order to remedy the error, the financial aid office audited all Fiscal Year 2022 activity. Of the 13,333 students enrolled Title IV aid eligible programs during the 2021-22 academic year, five students (.0003%) received federal aid erroneously without the opportunity to submit an appeal. The amount of Pell and Direct Loans disbursed for these students totaled \$15,725, which reflects .0004% of the total Pell and Direct loan funds disbursed during the 2021-22 academic year by the college. We are currently taking corrective action on each student identified and will be returning all funds disbursed in error to the U.S. Dept. of Education. In addition, we are currently reassessing all Fiscal Year 2023 student records to identify and correct any student accounts not recognized in our reporting.

**STATE OF DELAWARE
SCHEDULE OF FINDINGS AND QUESTIONED COSTS (CONTINUED)
YEAR ENDED JUNE 30, 2022**

Section III – Findings and Questioned Costs – Major Federal Programs (Continued)

Reference Number: 2022-033
Prior Year Finding: 2021-008
Federal Agency: U.S. Department of Education
State Department Name: Delaware Technical Community College
Federal Program: COVID-19 – HEERF Student Aid Portion, COVID-19 – HEERF Institutional Portion
Assistance Listing Number: 84.425E, F
Award Number and Year: P425E204740 (5/24/2020 – 6/30/2023)
P425F204690 (8/18/2020 – 6/30/2023)
Compliance Requirement: Reporting – Special Reporting
Type of Finding: Material Weakness in Internal Control Over Compliance, Material Noncompliance

Criteria or specific requirement:

Compliance: Recipients of Education Stabilization Fund-Higher Education Emergency Relief Fund (HEERF) must complete the following special reporting components: 1) Public reporting on the (a)(1) Student Aid Portion; 2) Public reporting on the (a)(1) Institutional Portion (a)(2) and (a)(3) subprograms (Quarterly Reporting Form), as applicable; and 3) Annual report.

Annual Report: All HEERF recipients are required to submit an annual report for the calendar year ending December 31, 2021 no later than May 6, 2022.

Quarterly Public Reporting-Student Aid Portion: Institutions must publicly post certain information on their website. Institutions must publicly post their report as soon as possible, but no later than 30 days after the publication of the notice or 30 days after the date ED first obligated funds under HEERF I, II, or III to the institution for Emergency Financial Aid Grants to Students, whichever comes later. The report must be updated no later than 10 days after the end of each calendar quarter (September 30, and December 31, March 31, June 30).

Control: Per 2 CFR section 200.303(a), a non-Federal entity must: Establish and maintain effective internal control over the Federal award that provides reasonable assurance that the non-Federal entity is managing the Federal award in compliance with Federal statutes, regulations, and the terms and conditions of the Federal award. These internal controls should comply with guidance in “Standards for Internal Control in the Federal Government” issued by the Comptroller General of the United States or the “Internal Control Integrated Framework”, issued by the Committee of Sponsoring Organizations of the Treadway Commission (COSO).

Condition:

Certain line items reported on the 2021 Annual Report and quarterly Student Aid Portion reports filed during FY 2022 by Delaware Technical Community College (DTCC) did not agree to supporting documentation. In addition, supporting documentation was unavailable for one quarterly Student Aid Portion report.

Context:

The 2021 Annual Report and two quarterly Student Aid Portion reports were selected for testing. We noted the following exceptions:

STATE OF DELAWARE
SCHEDULE OF FINDINGS AND QUESTIONED COSTS (CONTINUED)
YEAR ENDED JUNE 30, 2022

Section III – Findings and Questioned Costs – Major Federal Programs (Continued)

- The amount of Emergency Grants reported on the 2021 Annual Report did not agree with supporting documentation. The amount reported was \$7,447,850 but supporting documentation was \$5,923,898.
- For one of two quarterly Student Aid Portion reports, DTCC was unable to provide any supporting documentation. Neither documentation of the reporting narrative nor that the report had been posted on DTCC's website were available for the report for the quarter ending 12/31/2021.
- For one of two quarterly Student Aid Portion reports, documentation for two key line items did not agree to the amounts reported. Documentation supporting the amount of Emergency Financial Aid Grants distributed to students (Item #3) and the number of students who have received an Emergency Financial aid Grant (Item #5) did not agree to the amounts reported for the quarter ending 9/30/2021. The Student Narrative Report showed \$5,797,455 and 635 students vs. \$1,139,130.00 and 1,422 students on the student ledger.

Questioned costs:

Undetermined.

Cause:

DTCC's procedures and controls were insufficient to ensure that it maintained documentation supporting the Annual Report and Quarterly Student Aid Portion reports, that it posted reports on its website timely, and that documentation was available for audit.

Effect:

DTCC was unable to provide documentation supporting reported information for special reports submitted during FY2022.

Recommendation:

DTCC should review and enhance internal controls and procedures to ensure that it maintains documentation supporting the Annual Report and the quarterly student aid portion reports and that this documentation is available for audit.

Views of responsible officials:

DTCC's 2021 Year 2 Annual HEERF-Student Aid report table (Page 3 Table 8a Row 2) was corrected March 24, 2023 and in agreement with Delaware Tech's student ledger detail (Banner student accounting system extract) when the federal reporting system was open for limited system data entry time. The Year 2 report was corrected and resubmitted as 2022 Year 3 Annual HEERF report filed. Filing is saved for audit review per federal system acceptance communicated.

Additional Fiscal Accounting staff have trained to assist the Financial Aid Office with Quarterly HEERF Student Aid Reporting, report posting within 10 days post quarter end, and grant records management for immediate availability. DTCC continues to review and enhance our HEERF reporting internal controls with reports compiled and confirmed by a team ensuring multiple layers of reconciliation and final system report filing confirmation. Improved data summaries from system extracts with use of website tracking and snapshots at a single point-in-time are in place to support timely reporting and audit verification with DTCC's quarterly and cumulative student award disbursement ledger detail. All website update requests will occur via use of DTCC's Web Request ticketing system ending with a copy of the site update each quarter.

CORRECTIVE ACTION PLAN



DEPARTMENT OF EDUCATION

Townsend Building
401 Federal Street Suite 2
Dover, Delaware 19901-3639
<http://education.delaware.gov>

Mark A. Holodick, Ed.D.
Secretary of Education
(302) 735-4000
(302) 739-4654 - fax

Reference Number: 2022-003
Prior Year Finding: No
Federal Agency: U.S. Department of Agriculture
State Department Name: Department of Education
Federal Program: Child Nutrition Cluster
Assistance Listing Number: 10.553, 10.555, 10.559, 10.582
Award Number and Year: 1DE303301 (10/1/2020 – 9/30/2022)
Compliance Requirement: Suspension and Debarment
Type of Finding: Significant Deficiency in Internal Control Over Compliance, Other Matters

Recommendation:

The Department should ensure policies and procedures include the three options for determining suspension and debarment status listed in 2 CFR 180.300 and that controls are sufficient to ensure that the suspension and debarment status is verified for all subrecipients prior to issuance of the subawards.

Explanation of disagreement with audit finding:

There is no disagreement with the audit finding.

Action taken in response to finding:

The Delaware Department of Education (DDOE) Nutrition Team will update the online School Nutrition application to include a certification statement similar to the statement below.

Have any current principal staff been debarred, suspended, proposed for debarment, declared ineligible, or voluntarily excluded from participation in this transaction by any Federal department or agency. Yes No

The DDOE Nutrition Team will check SAM exclusions on sam.gov until the application is updated.

Name(s) of the contact person(s) responsible for corrective action:

- Jeremy Coleman, Support Staff
- Marianne Bernardi, Support Staff

Planned completion date for corrective action plan: April 28, 2023

OFFICE OF THE
DIRECTOR



P.O. BOX 9950
WILMINGTON, DELAWARE 19809

Reference Number: 2022-004
Prior Year Finding: No
Federal Agency: U.S. Department of Labor
State Department Name: Department of Labor
State Division Name: Division of Unemployment Insurance
Federal Program: Unemployment Insurance, COVID-19 – Unemployment Insurance
Assistance Listing Number: 17.225
Award Number and Year: UI340502055A10 (10/1/2019 – 12/31/2022), UI347072055A10 (4/1/2020 – 6/30/2023), UI372152255A10 (10/1/2021 – 12/31/2024)
Compliance Requirement: Special Tests and Provisions – UI Benefit Payments
Type of Finding: Material Weakness in Internal Control Over Compliance, Material Noncompliance

Recommendation:

We recommend the Division review and enhance procedures and controls to ensure that BAM case investigations are completed timely in accordance with the time limits established in the ET Handbook No. 395.

Explanation of disagreement with audit finding:

There is no disagreement with the audit finding.

The BAM Unit experienced high turnover volumes during the pandemic, creating a backlog of UI Benefit investigations. The pandemic also changed the workforce dynamic, creating a culture of fully remote jobs in many job markets, which left most State agencies struggling to fill positions; because of this, State Government lost its competitive edge as an employer, resulting in low applicant response to job postings. It took the BAM unit several job reposting's to get vacancies filled. However, we have filled most of the vacancies and will conduct interviews on Friday, 03/24/23, to fill the remaining two vacancies in the unit. We also recently made a change to our training strategy. There will be consecutive weeks of training in a classroom setting, along with OTJT. The BAM unit also assigns all available NASWA training to new hires during their first weeks of employment. We chose this training strategy to provide

all new hires with consistent training to ensure understanding of the BAM investigative process. In addition, we will be hiring a Sr. accountant who will focus on all backlog items only. We are also in the process of converting all paper-driven methods to fully electronic ones. All BAM employees will receive the necessary tools, training, and work-from-home equipment for working successfully from home, allowing us to maintain production in case of another catastrophic event.

Name(s) of the contact person(s) responsible for corrective action:

Edward Gregware, Ann Marie Vanderhout, and Marie Cameron

Planned completion date for corrective action plan: The management team is working on a plan to resolve all case investigation backlogs. We will be hiring a Sr. Accountant who will focus solely on backlogged cases. We now have three QC BAM auditors and will be hiring a fourth. Once fully trained, all BAM auditors will be assigned 7 cases weekly to complete within 45 days to ensure we meet the time frames established in the ETA Handbook No. 395. An auditor takes approximately 3 to 6 months to train and operate independently. At a minimum, it will take around 12 to 18 months to get new hires properly trained and backlogs resolved.

OFFICE OF THE
DIRECTOR



P.O. BOX 9950
WILMINGTON, DELAWARE 19809

Reference Number: 2022-005
Prior Year Finding: 2021-005
Federal Agency: U.S. Department of Labor
State Department Name: Department of Labor
State Division Name: Division of Unemployment Insurance
Federal Program: Unemployment Insurance, COVID-19 – Unemployment Insurance
Assistance Listing Number: 17.225
Award Number and Year: UI340502055A10 (10/1/2019 – 12/31/2022), UI347072055A10 (4/1/2020 – 6/30/2023), UI372152255A10 (10/1/2021 – 12/31/2024)
Compliance Requirement: Special Tests and Provisions – Employer Experience Rating
Type of Finding: Material Weakness in Internal Control over Compliance, Material Noncompliance

Recommendation:

The Division should review and enhance procedures and controls to ensure that employer experience rates are properly calculated and applied.

Explanation of disagreement with audit finding:

There is no disagreement with the audit finding.

Action taken in response to finding:

MERIT rating was completed on a Emergency Rule due to COVID 19 pandemic. Mainframe system required manual intervention to complete this special law. DOL does not consider the rate the employer places on the UC8 tax form only the rate assessed. The accounts that were incorrect were a result of the special rule and needed constant manual intervention. Should an overpayment occur DOL notifies employer of credit and allows them to utilize that on future quarterly payments. If the credit cannot be used we issue a check for the refund. DOL Staff created Emergency Rule 21 changing the tax table to correct the mainframe issue.

Name(s) of the contact person(s) responsible for corrective action:

Laura Henderson

Planned completion date for corrective action plan:

Resolved

OFFICE OF THE
DIRECTOR



P.O. BOX 9950
WILMINGTON, DELAWARE 19809

Reference Number: 2022-006
Prior Year Finding: 2021-003
Federal Agency: U.S. Department of Labor
State Department Name: Department of Labor
State Division Name: Division of Unemployment Insurance
Federal Program: Unemployment Insurance, COVID-19 – Unemployment Insurance
Assistance Listing Number: 17.225
Award Number and Year: UI340502055A10 (10/1/2019 – 12/31/2022), UI347072055A10 (4/1/2020 – 6/30/2023), UI372152255A10 (10/1/2021 – 12/31/2024)
Compliance Requirement: Reporting – ETA 2208A, Quarterly UI Above-Base Report
Type of Finding: Significant Deficiency in Internal Control over Compliance, Other Matters

Recommendation:

The Division should review and update its reporting procedures and controls to ensure that ETA 2208A – Quarterly UI Above-Base Reports are submitted no later than 30 days after the end of each quarter.

Explanation of disagreement with audit finding:

There is no disagreement with the audit finding.

Action taken in response to finding: The Fiscal department has added to our Policy and Procedures the terms of the reporting period being 30 days after then end of the quarter. It was also posted on a group calendar to begin work on the reports at 20 days after quarter end.

Name(s) of the contact person(s) responsible for corrective action: Laurie Wexler

Planned completion date for corrective action plan: 01/03/2023



Reference Number: 2022-007
Prior Year Finding: No
Federal Agency: U.S. Department of Labor
State Department Name: Department of Labor
State Division Name: Division of Unemployment Insurance
Federal Program: Unemployment Insurance, COVID-19 – Unemployment Insurance
Assistance Listing Number: 17.225
Award Number and Year: UI340502055A10 (10/1/2019 – 12/31/2022), UI347072055A10 (4/1/2020 – 6/30/2023), UI372152255A10 (10/1/2021 – 12/31/2024)
Compliance Requirement: Reporting – ETA 9050 - Time Lapse of All First Payments except Workshare Report
Type of Finding: Significant Deficiency in Internal Control Over Compliance, Other Matters

Recommendation:

The Division should review and enhance procedures and internal controls to ensure that ETA 9050 reports are submitted timely, by the 20th of the month following the month to which the data relates.

Explanation of disagreement with audit finding:

There is no disagreement with the audit finding.

Action taken in response to finding:

DE has put a process in place to monitor and track the progress and timeliness of all ETA reporting. Auto-reminders will be created to notify all units responsible for ETA reports two weeks before the due date.

Name(s) of the contact person(s) responsible for corrective action:

Marie Cameron

Planned completion date for corrective action plan:

Timeliness Issue corrected. The ETA 9050 has been submitted timely for the months following 12/31/2021, except for the report period 07/31/2022.

Auto reminders will be completed by 4/15/2023

OFFICE OF THE
DIRECTOR



P.O. BOX 9950
WILMINGTON, DELAWARE 19809

Reference Number: 2022-008
Prior Year Finding: No
Federal Agency: U.S. Department of Labor
State Department Name: Department of Labor
,
Division of Unemployment Insurance
Federal Program: Unemployment Insurance, COVID-19 – Unemployment Insurance
Assistance Listing Number: 17.225
Award Number and Year: UI340502055A10 (10/1/2019 – 12/31/2022), UI347072055A10 (4/1/2020 – 6/30/2023), UI372152255A10 (10/1/2021 – 12/31/2024)
Compliance Requirement: Reporting – ETA 9130, Financial Status Report, UI Programs
Type of Finding: Significant Deficiency in Internal Control Over Compliance, Other Matters

Recommendation:

We recommend the Division review and enhance procedures and internal controls to ensure that ETA 9130 reports are submitted accurately and that they tie to supporting documentation.

Explanation of disagreement with audit finding:

There is no disagreement with the audit finding.

Action taken in response to finding: The Fiscal department has added to our Policy and Procedures the terms of the reporting period being 45 days after then end of the quarter. It was also posted on a group calendar to begin work on the reports at 30 days after quarter end.

Name(s) of the contact person(s) responsible for corrective action: Laurie Wexler

Planned completion date for corrective action plan: 01/03/2023

OFFICE OF THE
DIRECTOR



P.O. BOX 9950
WILMINGTON, DELAWARE 19809

Reference Number: 2022-009
Prior Year Finding: No
Federal Agency: U.S. Department of Labor
State Department Name: Department of Labor
State Division Name: Division of Unemployment Insurance
Federal Program: Unemployment Insurance, COVID-19 – Unemployment Insurance
Assistance Listing Number: 17.225
Award Number and Year: UI340502055A10 (10/1/2019 – 12/31/2022), UI347072055A10 (4/1/2020 – 6/30/2023), UI372152255A10 (10/1/2021 – 12/31/2024)
Compliance Requirement: Eligibility
Type of Finding: Significant Deficiency in Internal Control Over Compliance, Other Matters

Recommendation:

We recommend the Division review and enhance procedures and controls to ensure that it retains documentation for claimant eligibility and that benefit payments are accurate in accordance with program requirements.

Explanation of disagreement with audit finding:

There is no disagreement with the audit finding.

Action taken in response to finding:

We will continue to utilize and enhance of customer service management tools and centralize where documentation is retained. We will continue to review program requirements and ensure they are reviewed, and implemented, and processed correctly. We will review and ask for clarity regarding UIPLs when there is a discrepancy. We are also looking to modernization our systems to house all our documentations.

Name(s) of the contact person(s) responsible for corrective action:

Shannon Lolley – UI Administrator

Planned completion date for corrective action plan:



STATE OF DELAWARE
Office of the Governor

Reference Number: 2022-010
Prior Year Finding: No
Federal Agency: U.S. Department of the Treasury
State Department Name: Office of the Governor
Federal Program: COVID-19 – Coronavirus State and Local Fiscal Recovery Funds
Assistance Listing Number: 21.027
Award Number and Year: SLFRP0139 (3/3/2021 – 12/31/2024)
SLFRP2629 (3/3/2021 – 12/31/2024)
Compliance Requirement: Reporting
Type of Finding: Material Weakness in Internal Control Over Compliance,
Material Noncompliance

Recommendation:

The Office should enhance its procedures and internal controls regarding preparation of the Project and Expenditure Reports to ensure that information reported is accurate and agrees to supporting documentation. We further recommend that the Office work with State agencies which incur costs under the program to develop procedures and controls to ensure that they provide accurate information to the Office on a timely basis to facilitate timely and accurate project reporting.

Explanation of disagreement with audit finding:

There is no disagreement with the audit finding but here is our explanation. The American Rescue Plan State and Local Fiscal Recovery Funds are awarded in advance to our subrecipients based on language in each subrecipient agreement. Within United States Treasury's reporting portal, we are required to report subawards for each subrecipient and related expenditures and programmatic details. We made the decision to report subrecipient activity for each subaward based on the quarterly data provided to our team. For instance, a subrecipient awarded \$50,000 with quarterly expenditures of \$10,000 were reported as expending \$10,000 on the quarterly UST Project and Expenditure report. This decision was made because it most accurately accounted for the status of a project and the utilization of the funding. This approach resulted in a discrepancy between the expenses in FSF and the UST reporting. Based on guidance from CLA, coming out of the single audit, our team will be reporting the subrecipient activity as the amount paid to each, not based on the expenses of their subaward. A subrecipient awarded and paid \$50,000 will be reported as an expenditure of \$50,000. We will continue to track and capture subrecipient utilization of the funding through compliance monitoring and quarterly updates. The previously reported amounts in U.S. Treasury's system will be adjusted for the quarter ending March 31, 2023. This action will resolve CLA's reporting finding. CLA will test the 3/31/23 and 6/30/23 reports during next year's single audit to ensure the finding was corrected.



STATE OF DELAWARE
Office of the Governor

Action taken in response to finding: Beginning with the March 31, 2023 ARPA SLFRF report, we will report expenditures based on payments made to our subrecipients. Previously, expenditures were reported based on actual subrecipient activity in order to better represent the progress of the project. Since the subrecipients were provided funding in advance, the expenditures to be reported should have been the amount of advanced funding that was provided. Ongoing compliance monitoring efforts will continue to capture subrecipient expenditure details on a quarterly basis to ensure we can properly track the project status.

Name(s) of the contact person(s) responsible for corrective action: Kyle Pritchard & William Lindewirth

Planned completion date for corrective action plan: April 30, 2023.



Reference Number: 2022-011
Prior Year Finding: No
Federal Agency: U.S. Department of the Treasury
State Department Name: Department of Health and Social Services
State Division Name: Division of Social Services
Federal Program: COVID-19 – Coronavirus State and Local Fiscal Recovery Funds
Assistance Listing Number: 21.027
Award Number and Year: SLFRP0139 (3/3/2021 – 12/31/2024)
SLFRP2629 (3/3/2021 – 12/31/2024)
Compliance Requirement: Procurement, Suspension & Debarment
Type of Finding: Significant Deficiency in Internal Control Over Compliance, Other Matters

Recommendation:

The Division should review and enhance controls and procedures to ensure that it follows the State's procurement policy and Federal suspension and debarment regulations for all goods and services charged to the program.

Explanation of disagreement with audit finding:

There is no disagreement with the audit finding.

Action taken in response to finding:

We agree with the auditor's recommendation. Ongoing meeting, training, and monitoring have helped and will continue to help DSS staff to achieve compliance. The following actions have been taken to improve the Procurement process.

- Program unit staff will receive Procurement Bootcamp training on contract rules.
- Program unit & Fiscal unit staff will monitor and track all contracts, MOU/MOA's and agreement so they are in compliance with State Procurement policy.
- Fiscal unit will ensure they have an approval to pay for any invoices.
- Conduct monthly meetings with OSEC CMP Managers and DSS Fiscal unit.

Name(s) of the contact person(s) responsible for corrective action:

Thomas Hall, DSS Director
Victor Ting, DSS Chief of Administration
Janneen Boyce, DSS Policy, Social Service Chief Administrator
Joanne Sunga, DSS Fiscal, Social Service Chief Administrator

Planned completion date for corrective action plan:

- Procurement Bootcamp training was completed March 22, 2023.
- Procurement monitoring, ongoing.
- Fiscal approval workflow, ongoing.
- Monthly Procurement meeting, ongoing.



**Delaware Health
And Social Services**

Office of the Secretary

1901 N. DUPONT HIGHWAY, NEW CASTLE, DE 19720 * TELEPHONE 302-255-9040 FAX 302-255-4429

Reference Number: 2022-012
Prior Year Finding: 2021-010
Federal Agency: U.S. Department of Health and Human Services
State Department Name: Department of Health and Social Services
State Division Name: Division of Public Health
Federal Program: COVID-19 – Epidemiology and Laboratory Capacity for Infectious Diseases (ELC)
Assistance Listing Number: 93.323
Award Number and Year: NU50CK000497 (8/1/2019 – 7/31/2024)
Compliance Requirement: Allowable Cost/Cost Principles – Time and Effort Reporting
Type of Finding: Significant Deficiency in Internal Control Over Compliance, Other Matters

Recommendation:

The Division should reevaluate its current process, implement proper controls, and perform additional training over time and effort reporting. The Division should not seek federal reimbursement unless it can substantiate that the time and effort was dedicated to the federal program.

Explanation of disagreement with audit finding:

There is no disagreement with the audit finding.

Action taken in response to finding:

To strengthen its process, the Division of Public Health's Laboratory (DPHL) will revise its Standard Operating Procedure (SOP) to add First State Financials (FSF) payroll reconciliation as the primary method of time tracking validation. DPHL had been using historic Division organizational charts to manually reconcile monthly payroll charges, which was inefficient. Having access to the FSF payroll records for the entire period allows us to search for staff charged improperly and resolve issues quickly.

Name(s) of the contact person(s) responsible for corrective action:

Wes Holleger, Laboratory Deputy Director, Division of Public Health

Planned completion date for corrective action plan:

June 30, 2023.



**Delaware Health
And Social Services**

Office of the Secretary

1901 N. DUPONT HIGHWAY, NEW CASTLE, DE 19720 * TELEPHONE 302-255-9040 FAX 302-255-4429

Reference Number: 2022-013
Prior Year Finding: 2021-011
Federal Agency: U.S. Department of Health and Human Services
State Department Name: Department of Health and Social Services
State Division Name: Division of Public Health
Federal Program: COVID-19 – Epidemiology and Laboratory Capacity for Infectious Diseases (ELC)
Assistance Listing Number: 93.323
Award Number and Year: NU50CK000497 (8/1/2019 – 7/31/2024)
Compliance Requirement: Reporting
Type of Finding: Significant Deficiency in Internal Control Over Compliance, Other Matters

Recommendation:

The Division should review and enhance internal controls and procedures to ensure that quarterly Progress Monitoring reports are filed timely and that it maintains documentation supporting timely submission.

Explanation of disagreement with audit finding:

There is no disagreement with the audit finding.

Action taken in response to finding:

The Division of Public Health (DPH) filed its quarterly Progress Monitoring reports timely but failed to maintain supporting documentation. DPH is saving all reports as PDF documents as they are submitted to the Federal Program via REDCap to timestamp the submission dates. The Federal Program announced that they were switching from the REDCap system to the CAMP system for compliance reporting. We verified that the CAMP system will not have the function to pull timestamped records, therefore we will continue the process of saving PDF documents from the new system, to show timely submission.

DPH will continue evaluate the current process for submission of the compliance reporting to check for gaps in the process.

Name(s) of the contact person(s) responsible for corrective action:

Wes Holleger, Laboratory Deputy Director, Division of Public Health

Planned completion date for corrective action plan:

June 30, 2023



**Delaware Health
And Social Services**

Office of the Secretary

1901 N. DUPONT HIGHWAY, NEW CASTLE, DE 19720 * TELEPHONE 302-255-9040 FAX 302-255-4429

Reference Number: 2022-014
Prior Year Finding: No
Federal Agency: U.S. Department of Health and Human Services
State Department Name: Department of Health and Social Services
State Division Name: Delaware Health Care Commission (DHCC)
Federal Program: 1332 State Innovation Waivers
Assistance Listing Number: 93.423
Award Number and Year: SIWIW200012 (1/1/2020 – 12/31/2024)
Compliance Requirement: Reporting – Quarterly Performance Reports
Type of Finding: Significant Deficiency in Internal Control over Compliance, Other Matters

Recommendation:

DHCC should review and enhance its reporting procedures and controls to ensure that quarterly performance reports are submitted no later than 60 days after the end of each quarter.

Explanation of disagreement with audit finding:

There is no disagreement with the audit finding.

Action taken in response to finding:

DHCC will review and enhance its reporting procedures and controls to ensure timely reporting. Specifically, DHCC will make sure all reporting deadlines are added to DHCC calendar.

Name(s) of the contact person(s) responsible for corrective action:

Elisabeth Massa, DHCC Executive Director

Planned completion date for corrective action plan:

April 3, 2023



**Delaware Health
And Social Services**

Office of the Secretary

1901 N. DUPONT HIGHWAY, NEW CASTLE, DE 19720 * TELEPHONE 302-255-9040 FAX 302-255-4429

Reference Number: 2022-015
Prior Year Finding: No
Federal Agency: U.S. Department of Health and Human Services
State Department Name: Department of Health and Social Services
State Division Name: Division of Social Services
Federal Program: Temporary Assistance for Needy Families
Assistance Listing Number: 93.558
Award Number and Year: 20210DETANF (10/1/2019 – 9/30/2025), 2222DETANF (10/1/2021 – 9/30/2026)
Compliance Requirement: Allowable Cost/Cost Principles – Time and Effort Reporting
Type of Finding: Significant Deficiency in Internal Control Over Compliance, Other Matters

Recommendation:

The Division should reevaluate its current process, implement proper controls, and perform additional training over time and effort reporting. The Division should not seek federal reimbursement unless it can substantiate that the time and effort was dedicated to the federal program.

Explanation of disagreement with audit finding:

There is no disagreement with the audit finding.

Action taken in response to finding:

The Division of Social Services (DSS) will review and strengthen its internal controls in regard to time and effort reporting to ensure it can substantiate all reimbursements from federal programs.

The following specific actions will be taken to improve the current process.

- Reconcile actual costs to budgeted distributions
- Conduct semi-annual reconciliations of Semi-Annual Certification forms and quarterly reconciliations of T&E forms with budgeted distributions.
- Reconcile Personnel Summary with Earning Distribution Page.
- Implement internal controls for Time and Effort Reporting.
- Confirm that T&E information submitted is accurate and reconciled.
- Provide training for T&E certification.

Name(s) of the contact person(s) responsible for corrective action:

Victor Ting – DSS Chief of Administration
Joanne Sunga – DSS Social Service Chief Administrator

Planned completion date for corrective action plan:

September 30, 2023



**Delaware Health
And Social Services**

Office of the Secretary

1901 N. DUPONT HIGHWAY, NEW CASTLE, DE 19720 * TELEPHONE 302-255-9040 FAX 302-255-4429

Reference Number: 2022-016
Prior Year Finding: No
Federal Agency: U.S. Department of Health and Human Services
State Department Name: Department of Health and Social Services
State Division Name: Division of Social Services (DSS)
Federal Program: Temporary Assistance for Needy Families (TANF)
Assistance Listing Number: 93.558
Award Number and Year: 20210DETANF (10/1/2019 – 9/30/2025), 2222DETANF (10/1/2021 – 9/30/2026)
Compliance Requirement: Reporting – *ACF-196R, TANF Financial Report*
Type of Finding: Significant Deficiency in Internal Control Over Compliance, Other Matters

Recommendation:

The Division should review and update its reporting procedures and controls to ensure that *ACF-196R TANF Financial Reports* are submitted no later than 45 days after the end of each quarter.

Explanation of disagreement with audit finding:

There is no disagreement with the audit finding.

Action taken in response to finding:

The Division has reviewed and updated its reporting procedures and controls to ensure all federal reports are submitted timely. The following specific actions have been taken to improve the current process.

- An internal controls checklist has been developed for Federal Financial Reporting.
- Federal Financial Report staff training was completed with OSEC grants unit.
- The frequency and due dates of Financial Reporting were distributed to leadership and Fiscal unit.
- Reminders on Submitting Federal Financial Reports are on Chief Fiscal calendar.

Name(s) of the contact person(s) responsible for corrective action:

Victor Ting – DSS Chief of Administration
Joanne Sunga – DSS Social Service Chief Administration

Planned completion date for corrective action plan:

December 31, 2022



**Delaware Health
And Social Services**

Office of the Secretary

1901 N. DUPONT HIGHWAY, NEW CASTLE, DE 19720 * TELEPHONE 302-255-9040 FAX 302-255-4429

Reference Number: 2022-017
Prior Year Finding: 2021-013
Federal Agency: U.S. Department of Health and Human Services
State Agency: Department of Health and Social Services
State Division: Division of State Service Centers
Federal Program: COVID-19 – Low-Income Home Energy Assistance
Assistance Listing Number: 93.568
Award Number and Year: 2001DELIEA (10/1/2019 – 9/30/2021), 2101DELIEA (10/10/2020 – 9/30/2022), 2010DEE5C6 (3/11/2021 – 9/30/2022), 2201DELIEA (10/1/2021 – 9/30/2023)
Compliance Requirement: Reporting – Federal Funding Accountability and Transparency Act (FFATA)
Type of Finding: Material Weakness in Internal Control Over Compliance, Material Noncompliance

Recommendation:

We recommend that the Division develop internal controls and procedures to ensure that FFATA reporting requirements are met. We further recommend the Division develop controls and procedures to ensure that all required subawards are reported accurately and timely to FSRs.

Explanation of disagreement with audit finding:

There is no disagreement with the audit finding.

Action taken in response to finding:

The Division has developed internal controls and procedures to ensure that FFATA reporting requirements are met and subawards are reported accurately and timely to FSRs. Specifically, the Division and Fiscal staff will work together to collect required information from the contractors and enter the FFATA information into FSRs portal. All contracts will have additional pages (through appendices) to collect information for FFATA reporting.

Name(s) of the contact person(s) responsible for corrective action:

Christopher Antonio
Haly Laasme-McQuilkin

Planned completion date for corrective action plan:

June 30, 2023



**Delaware Health
And Social Services**

Office of the Secretary

1901 N. DUPONT HIGHWAY, NEW CASTLE, DE 19720 * TELEPHONE 302-255-9040 FAX 302-255-4429

Reference Number: 2022-018
Prior Year Finding: 2021-014
Federal Agency: U.S. Department of Health and Human Services
State Department Name: Department of Health and Social Services
State Division Name: Division of Medicaid and Medical Assistance
Federal Program: Children's Health Insurance Program (CHIP)
Assistance Listing Number: 93.767
Award Number and Year: 2205DE5021 (10/1/2021 – 9/30/2023)
Compliance Requirement: Period of Performance
Type of Finding: Material Weakness in Internal Control over Compliance,
Material Noncompliance

Recommendation:

The Division should review and enhance internal controls and procedures to ensure that it charges expenditures to the program that are incurred within an award's allowable period of performance.

Explanation of disagreement with audit finding:

There is no disagreement with the audit finding.

Action taken in response to finding:

DMMA will review reported expenditures based on the date of the federal draw to ensure that the expenditures occurred within the period reported.

Name(s) of the contact person(s) responsible for corrective action:

Unkyong Goldie

Planned completion date for corrective action plan:

September 30, 2023



**Delaware Health
And Social Services**

Office of the Secretary

1901 N. DUPONT HIGHWAY, NEW CASTLE, DE 19720 * TELEPHONE 302-255-9040 FAX 302-255-4429

Reference Number: 2022-019
Prior Year Finding: No
Federal Agency: U.S. Department of Health and Human Services Department of Health and Social Services
State Department Name: Health and Social Services
State Division Name: Division of Medicaid and Medical Assistance
Federal Program: Children's Health Insurance Program
Medicaid Cluster
Assistance Listing Number: 93.767, 93.775, 93.777, 93.778
Award Number and Year: 2105DE5021 (10/1/2020 – 9/30/2022), 2205DE5021
(10/1/2021 – 9/30/2023)
2105DE5MAP (10/1/2020 – 9/30/2021), 2205DE5MAP
(10/1/2021 – 9/30/2022)
Compliance Requirement: Special Tests and Provisions – Medical Loss Ratio
Type of Finding: Significant Deficiency in Internal Control Over Compliance

Recommendation:

The Division should review and enhance its procedures and controls regarding MLR reporting to ensure that supporting documentation is readily available upon audit request.

Explanation of disagreement with audit finding:

There is no disagreement with the audit finding.

Action taken in response to finding:

The Division will review internal controls and archiving process to ensure all required MLR reporting support documentation is provided in a timely manner during the audit.

Name(s) of the contact person(s) responsible for corrective action:

Michele Stant

Planned completion date for corrective action plan:

June 30, 2023



**Delaware Health
And Social Services**

Office of the Secretary

1901 N. DUPONT HIGHWAY, NEW CASTLE, DE 19720 * TELEPHONE 302-255-9040 FAX 302-255-4429

Reference Number: 2022-020
Prior Year Finding: 2021-016
Federal Agency: U.S. Department of Health and Human Services
State Department Name: Department of Health and Social Services
State Division Name: Division of Medicaid and Medical Assistance
Federal Program: Children's Health Insurance Program
Medicaid Cluster
Assistance Listing Number: 93.767, 93.775, 93.777, 93.778
Award Number and Year: 2105DE5021 (10/1/2020 – 9/30/2022), 2205DE5021
(10/1/2021 – 9/30/2023)
2105DE5MAP (10/1/2020 – 9/30/2021), 2205DE5MAP
(10/1/2021 – 9/30/2022)
Compliance Requirement: Special Tests – Managed Care Financial Audit
Type of Finding: Material Weakness in Internal Control Over Compliance,
Material Noncompliance

Recommendation:

The Division should implement procedures to ensure that it conducts or contracts for independent audits of its managed care providers at least once every three years and posts the results of those audits to their website.

Explanation of disagreement with audit finding:

There is no disagreement with the audit finding.

Action taken in response to finding:

The Division will develop a process to ensure the contracted MCO's have received an independent audit, as required, and that the results of that audit are posted to the website. In addition, the Division will also utilize our independent Actuary CPA to review the financial data of MCO's as an additional step in the review process.

Name(s) of the contact person(s) responsible for corrective action:

Kathleen Dougherty
Michele Stant

Planned completion date for corrective action plan:

June 30, 2023



**Delaware Health
And Social Services**

Office of the Secretary

1901 N. DUPONT HIGHWAY, NEW CASTLE, DE 19720 * TELEPHONE 302-255-9040 FAX 302-255-4429

Reference Number: 2022-021
Prior Year Finding: 2021-015
Federal Agency: U.S. Department of Health and Human Services
State Department Name: Department of Health and Social Services
State Division Name: Division of Medicaid and Medical Assistance
Federal Program: Children's Health Insurance Program
Medicaid Cluster
Assistance Listing Number: 93.767, 93.775, 93.777, 93.778
Award Number and Year: 2105DE5021 (10/1/2020 – 9/30/2022), 2205DE5021
(10/1/2021 – 9/30/2023)
2105DE5MAP (10/1/2020 – 9/30/2021), 2205DE5MAP
(10/1/2021 – 9/30/2022)
Compliance Requirement: Special Tests – Provider Eligibility
Type of Finding: Material Weakness in Internal Control over Compliance,
Material Noncompliance

Recommendation:

The Division should reevaluate its current process and perform additional training for determining and monitoring provider eligibility. More thorough reviews and supervision should be placed around the provider eligibility processes.

Explanation of disagreement with audit finding:

There is no disagreement with the audit finding.

Action taken in response to finding:

The Division is reevaluating the current process for validating non-Par provider eligibility. This includes developing additional training for determining and monitoring provider eligibility and researching best practices in this area. The Division will also complete more thorough reviews and exercise increased supervisory oversight around the provider eligibility processes.

Name(s) of the contact person(s) responsible for corrective action:

Kathleen Dougherty

Planned completion date for corrective action plan:

September 30, 2023



**Delaware Health
And Social Services**

Office of the Secretary

1901 N. DUPONT HIGHWAY, NEW CASTLE, DE 19720 * TELEPHONE 302-255-9040 FAX 302-255-4429

Reference Number: 2022-022
Prior Year Finding: 2021-020
Federal Agency: U.S. Department of Health and Human Services
State Agency: Department of Health and Social Services
State Division: Division of Substance Abuse and Mental Health
Federal Program: Opioid STR
Assistance Listing Number: 93.788
Award Number and Year: H79TI083305 (9/30/2020 – 9/29/2022)
Compliance Requirement: Reporting – Federal Funding Accountability and Transparency Act (FFATA)
Type of Finding: Material Weakness in Internal Control Over Compliance, Material Noncompliance

Recommendation:

We recommend that the Division develop internal controls and procedures to ensure that FFATA reporting requirements are met. We further recommend the Division develop controls and procedures to ensure that all required subawards are reported accurately and timely to FSRS.

Explanation of disagreement with audit finding:

There is no disagreement with the audit finding.

Action taken in response to finding:

The Division will reevaluate its current process, implement proper controls for FFATA reporting standards, and ensure subawards are reviewed timely. In addition, staff will be assigned to verify information prior to being keyed into FSRS.

Name(s) of the contact person(s) responsible for corrective action:

Mequoria Bowden, Chief of Administration, Office of the Secretary Administration

Planned completion date for corrective action plan:

October 31, 2023



**Delaware Health
And Social Services**

Office of the Secretary

1901 N. DUPONT HIGHWAY, NEW CASTLE, DE 19720 * TELEPHONE 302-255-9040 FAX 302-255-4429

Reference Number: 2022-023
Prior Year Finding: 2021-018
Federal Agency: U.S. Department of Health and Human Services
State Department Name: Department of Health and Social Services
State Division Name: Division of Substance Abuse and Mental Health
Federal Program: Opioid STR
Assistance Listing Number: 93.788
Award Number and Year: H79TI083305 (9/30/2020 – 9/29/2022)
Compliance Requirement: Subrecipient Monitoring
Type of Finding: Significant Deficiency in Internal Control Over Compliance, Other Matters

Recommendation:

The Division should review and enhance internal controls and procedures to ensure that proper subrecipient monitoring is conducted in accordance with Federal regulations.

Explanation of disagreement with audit finding:

There is no disagreement with the audit finding.

Action taken in response to finding:

The Division has been working to implement corrective action. DSAMH continues to update and enhance policies and procedures to ensure that proper subrecipient monitoring is conducted in accordance with Federal regulations.

Name(s) of the contact person(s) responsible for corrective action:

Mequoria Bowden, Chief of Administration, Office of the Secretary Administration

Planned completion date for corrective action plan:

October 31, 2023



**Delaware Health
And Social Services**

Office of the Secretary

1901 N. DUPONT HIGHWAY, NEW CASTLE, DE 19720 * TELEPHONE 302-255-9040 FAX 302-255-4429

Reference Number: 2022-024
Prior Year Finding: 2021-024
Federal Agency: U.S. Department of Health and Human Services
State Department Name: Department of Health and Social Services
State Division Name: Division of Substance Abuse and Mental Health
Federal Program: Block Grants for Prevention and Treatment of Substance Abuse, COVID-10 - Block Grants for Prevention and Treatment of Substance Abuse
Assistance Listing Number: 93.959
Award Number and Year: B08TI083060 (10/1/2019 – 9/30/2021), B08TI083488 (10/1/2020 – 9/30/2022)
Compliance Requirement: Subrecipient Monitoring
Type of Finding: Material Weakness in Internal Control Over Compliance, Material Noncompliance

Recommendation:

The Division should review and enhance internal controls and procedures to ensure that all required information is included in all subawards and provided to the subrecipients, that proper subrecipient monitoring is conducted, and that evaluation of independent audits is performed.

Explanation of disagreement with audit finding:

There is no disagreement with the audit finding.

Action taken in response to finding:

The Division has been working to implement corrective action. DSAMH continues to update and enhance policies and procedures to ensure that proper subrecipient monitoring is conducted in accordance with Federal regulations.

Name(s) of the contact person(s) responsible for corrective action:

Mequoria Bowden, Chief of Administration Office of the Secretary Administration

Planned completion date for corrective action plan:

October 31, 2023



**Delaware Health
And Social Services**

Office of the Secretary

1901 N. DUPONT HIGHWAY, NEW CASTLE, DE 19720 * TELEPHONE 302-255-9040 FAX 302-255-4429

Reference Number: 2022-025
Prior Year Finding: No
Federal Agency: U.S. Department of Health and Human Services
State Agency: Department of Health and Social Services
State Division: Division of Substance Abuse and Mental Health
Federal Program: Block Grants for Prevention and Treatment of Substance Abuse, COVID-19 - Block Grants for Prevention and Treatment of Substance Abuse
Assistance Listing Number: 93.959
Award Number and Year: B08TI083060 (10/1/2019 – 9/30/2021), B08TI083488 (10/1/2020 – 9/30/2022)
Compliance Requirement: Reporting – Federal Funding Accountability and Transparency Act (FFATA)
Type of Finding: Material Weakness in Internal Control Over Compliance, Material Noncompliance

Recommendation:

We recommend that the Division develop internal controls and procedures to ensure that FFATA reporting requirements are met. We further recommend the Division develop controls and procedures to ensure that all required subawards are reported accurately and timely to FSRS.

Explanation of disagreement with audit finding:

There is no disagreement with the audit finding.

Action taken in response to finding:

The Division will reevaluate its current process, implement proper controls for FFATA reporting standards, and ensure subawards are reviewed timely. In addition, staff will be assigned to verify information prior to being keyed into FSRS.

Name(s) of the contact person(s) responsible for corrective action:

Mequoria Bowden, Chief of Administration, Office of the Secretary

Planned completion date for corrective action plan:

October 31, 2023



**Delaware Health
And Social Services**

Office of the Secretary

1901 N. DUPONT HIGHWAY, NEW CASTLE, DE 19720 * TELEPHONE 302-255-9040 FAX 302-255-4429

Reference Number: 2022-026
Prior Year Finding: No
Federal Agency: U.S. Department of Health and Human Services
State Department Name: Department of Health and Social Services
State Division Name: Division of Substance Abuse and Mental Health
Federal Program: Block Grants for Prevention and Treatment of Substance Abuse, COVID-19 - Block Grants for Prevention and Treatment of Substance Abuse
Assistance Listing Number: 93.959
Award Number and Year: B08TI083060 (10/1/2019 – 9/30/2021), B08TI083488 (10/1/2020 – 9/30/2022)
Compliance Requirement: Level of Effort
Type of Finding: Material Weakness in Internal Control Over Compliance, Material Noncompliance

Recommendation:

The Division should review and enhance procedures and internal controls to ensure that it expends State funds in accordance with level of effort requirements.

Explanation of disagreement with audit finding:

There is no disagreement with the audit finding.

Action taken in response to finding:

The Division will review and enhance its procedures and internal controls to ensure that it expends State funds in accordance with level of effort requirements. This review is to include a more detailed procedure for gathering and organizing data from the state's accounting system. Division program staff believe that this requirement was in fact met; however, the current process documentation is not clear enough to provide the level of support needed for the audit.

Name(s) of the contact person(s) responsible for corrective action:

Vivek Maharaj, DSAMH Grants

Planned completion date for corrective action plan:

June 30, 2023



**Delaware Health
And Social Services**

Office of the Secretary

1901 N. DUPONT HIGHWAY, NEW CASTLE, DE 19720 * TELEPHONE 302-255-9040 FAX 302-255-4429

Reference Number: 2022-027
Prior Year Finding: 2021-025
Federal Agency: U.S. Department of Health and Human Services
State Department Name: Department of Health and Social Services
State Division Name: Division of Substance Abuse and Mental Health
Federal Program: Block Grants for Prevention and Treatment of Substance Abuse, COVID-19 - Block Grants for Prevention and Treatment of Substance Abuse
Assistance Listing Number: 93.959
Award Number and Year: B08TI083060 (10/1/2019 – 9/30/2021), B08TI083488 (10/1/2020 – 9/30/2022)
Compliance Requirement: Allowable Cost/Cost Principles – Time and Effort Reporting
Type of Finding: Significant Deficiency in Internal Control Over Compliance, Other Matters

Recommendation:

The Division should reevaluate its current process, implement proper controls, and perform additional training over time and effort reporting. The Division should not seek federal reimbursement unless it can substantiate that the time and effort was dedicated to the federal program.

Explanation of disagreement with audit finding:

There is no disagreement with the audit finding.

Action taken in response to finding:

The Division will reevaluate its current process, implement proper controls, and perform additional training over time and effort reporting. The Division will not seek federal reimbursement unless it can substantiate that the time and effort was dedicated to the federal program.

Name(s) of the contact person(s) responsible for corrective action:

Mequoria Bowden, Chief of Administration, Office of the Secretary Administration

Planned completion date for corrective action plan:

October 31, 2023



Delaware Emergency Management Agency

STATE OF DELAWARE | DEPARTMENT OF SAFETY AND HOMELAND SECURITY

ADDRESS

165 Brick Store Landing Road
Smyrna, Delaware 19977

PHONE

302-659-DEMA (3362)

STAY CONNECTED

   DelawareEMA

Reference Number: 2022-028

Prior Year Finding: No

Federal Agency: U.S. Department Homeland Security

State Agency: Department of Safety and Homeland Security, Federal
Emergency Management Agency (FEMA)

State Division: Delaware Emergency Management Agency (DEMA)

Federal Program: Disaster Grants - Public Assistance (Presidentially
Declared Disasters), COVID-19 - Disaster Grants - Public Assistance
(Presidentially Declared Disasters)

Assistance Listing Number: 97.036

Award Number and Year: 4526-DR-DE (2022), 4566-DR-DE
(2022), 4627-DR-DE (2022)

Compliance Requirement: Reporting - Federal Funding Accountability
and Transparency Act (FFATA)

Type of Finding: Material Weakness in Internal Control Over
Compliance, Material Noncompliance

Recommendation:

We recommend that DEMA enhance internal controls and procedures to ensure that FFATA reporting requirements are met and supporting documentation for submission is maintained.

Explanation of disagreement with audit finding:

There is no disagreement with the audit finding.

Action taken in response to finding:

DEMA finance section has created a group account for FFATA reporting using the group email DEMAFiscal@delaware.gov to enable anyone in that section to access, edit, and submit reports as needed. This will ensure that everyone in the finance section has access to information regardless of turnover. This will also share the workload and assist with timely reporting.

Name(s) of the contact person(s) responsible for corrective action:

Frances Cordell
Manager, Support Services
(302) 659-2244 (office)
(302) 222-6565 (mobile)

Planned completion date for corrective action plan:

March 20, 2023



Delaware Emergency Management Agency

STATE OF DELAWARE | DEPARTMENT OF SAFETY AND HOMELAND SECURITY

ADDRESS

165 Brick Store Landing Road
Smyrna, Delaware 19977

PHONE

302-659-DEMA (3362)

STAY CONNECTED

   DelawareEMA

Reference Number: 2022-029

Prior Year Finding: 2021-027

Federal Agency: U.S. Department Homeland Security

State Department Name: Department of Safety and Homeland Security,
Federal Emergency Management Agency (FEMA)

State Division Name: Delaware Emergency Management Agency
(DEMA)

Federal Program: Disaster Grants - Public Assistance (Presidentially
Declared Disasters), COVID-19 – Disaster Grants – Public Assistance
(Presidentially Declared Disasters)

Assistance Listing Number: 97.036

Award Number and Year: 4526-DR-DE (2022), 4566-DR-DE
(2022), 4627-DR-DE (2022)

Compliance Requirement: Subrecipient Monitoring

Type of Finding: Material Weakness in Internal Control Over
Compliance, Material Noncompliance

Recommendation:

DEMA should review and enhance internal controls and procedures to ensure that all required information is included in all subawards, that subrecipients are properly monitored, and that evaluation of independent audits is performed.

Explanation of disagreement with audit finding:

There is no disagreement with the audit finding.

Action taken in response to finding:

A contractor has been assigned to develop and implement internal controls to ensure all required information is included in all subawards, that subrecipients are properly monitored, and that evaluation of independent audits is performed. Subaward letters were updated in September 2022 and a monitoring protocol implemented to begin monitoring all subrecipients to date to include an evaluation of independent audits that is documented as part of the monitoring visit.

Name(s) of the contact person(s) responsible for corrective action:

Tramaine Childs

Disaster Recovery Specialist

Innovative Emergency Management Inc.

318.278.2813 (Mobile)

Tramaine.Childs@iem.com

Planned completion date for corrective action plan:

September 26, 2022



Reference Number: 2022-030
Prior Year Finding: No
Federal Agency: U.S. Department of Education
State Department Name: Delaware Technical Community College
Federal Program: Student Financial Assistance Cluster
Assistance Listing Number: 84.007, 84.033, 84.063, 84.268
Award Period: July 1, 2021 to June 30, 2022
Compliance Requirement: Special Tests and Provisions: Return of Title IV Funds
Type of Finding: Significant Deficiency in Internal Control Over Compliance, Other Matters

Recommendation:

We recommend that DTCC review its procedures and controls pertaining to the return of Title IV funds to ensure that refunds are properly calculated on a timely basis.

Explanation of disagreement with audit finding:

There is no disagreement with the audit finding.

Action taken in response to finding: Please note there is no monetary value related to this finding. The above-mentioned finding is a result of DTCC not completing an R2T4 calculation for one student that had their academic record updated after the semester in question had ended through a hardship withdrawal process. Our spring 2022 semester ended on May 14, 2022. On June, 21, 2022, the student was granted a hardship withdrawal for all courses registered and the student record was backdated to update the college's decision. While there are no changes to a student's federal aid eligibility in these instances, we are aware a calculation should have been completed to acknowledge the update within the student academic record. In response to the finding, DTCC will extend the time period for when reports are ran that identify adjustments. In addition, the member of the college's hardship withdrawal committee representing the financial aid office will notify individuals responsible for R2T4 calculations when committee approvals are decided.

Name(s) of the contact person(s) responsible for corrective action:

Brian Keister, Collegewide Director of Financial Aid
Veronica Oney, Financial Aid Officer

Planned completion date for corrective action plan:

March 2023 (immediately)



Reference Number: 2022-031
Prior Year Finding: No
Federal Agency: U.S. Department of Education
State Department Name: Delaware Technical Community College
Federal Program: Student Financial Assistance Cluster
Assistance Listing Number: 84.007, 84.033, 84.063, 84.268
Award Period: July 1, 2021 to June 30, 2022
Compliance Requirement: Special Tests and Provisions: Enrollment Reporting
Type of Finding: Significant Deficiency in Internal Control Over Compliance, Other Matters

Recommendation:

We recommend that DTCC review procedures and controls pertaining to the reporting of enrollment status, particularly when a student's status changes retroactively, to ensure that enrollment status is accurately reported.

Explanation of disagreement with audit finding:

There is no disagreement with the audit finding.

Action taken in response to finding:

The college will implement the below corrective action plan and quality control measures. These measures include:

1. Having a single Registrar (or Registrar's Office staff member) responsible for degree reporting. This person will be responsible for coordinating efforts and ensuring degree reporting is done correctly and in compliance.
2. The degree verify report will be completed at the end of each semester and during the middle of each subsequent semester to identify any late degree awards from the previous semester.
3. Monthly audits will run to identify any students who are missed during the two planned submissions. These students will be reported to the appointed Registrar who will manually enter them into the NSCH and NSLDS, if necessary.

Name(s) of the contact person(s) responsible for corrective action:

Amanda Thompson, Owens Campus Registrar

Planned completion date for corrective action plan:

March 2023 (immediately)



No Reference Number: 2022-032
Prior Year Finding: No
Federal Agency: U.S. Department of Education
State Department Name: Delaware Technical Community College
Federal Program: Student Financial Assistance Cluster
Assistance Listing Number: 84.007, 84.033, 84.063, 84.268
Award Period: July 1, 2021 to June 30, 2022
Compliance Requirement: Eligibility
Type of Finding: Significant Deficiency in Internal Control Over Compliance, Other Matters

Recommendation:

We recommend that DTCC review procedures and controls pertaining to the eligibility of students for financial aid regarding the SAP 150% credit threshold. We further recommend that DTCC reviews the eligibility of other students enrolled during the 2022 and 2023 academic years and properly adjusts student accounts as necessary.

Explanation of disagreement with audit finding:

There is no disagreement with the audit finding.

Action taken in response to finding: The financial aid office worked with members of our IT Applications and Web Services department to discover a failure in the script being run within Banner to identify the full student population related to the maximum credits allowed within a program of study. A system patch to the processing script is currently being developed and we anticipate this process to be in good working order April 2023 after testing.

In order to remedy the error, the financial aid office audited all Fiscal Year 2022 activity. Of the 13,333 students enrolled Title IV aid eligible programs during the 2021-22 academic year, five students (.0003%) received federal aid erroneously without the opportunity to submit an appeal. The amount of Pell and Direct Loans disbursed for these students totaled \$15,725, which reflects .0004% of the total Pell and Direct loan funds disbursed during the 2021-22 academic year by the college. We are currently taking corrective action on each student identified and will be returning all funds disbursed in error to the U.S. Dept. of Education. In addition, we are currently reassessing all Fiscal Year 2023 student records to identify and correct any student accounts not recognized in our reporting.

Name(s) of the contact person(s) responsible for corrective action:

Brian Keister, Collegewide Director of Financial Aid
Brandi Niezgoda, Applications Manager – IT Applications and Web Services
Michael Rasberry, Senior Applications Development Specialist – IT Applications and Web Services

Planned completion date for corrective action plan:

April 2023



Reference Number: 2022-033
Prior Year Finding: 2021-008
Federal Agency: U.S. Department of Education
State Department Name: Delaware Technical Community College
Federal Program: COVID-19 – HEERF Student Aid Portion, COVID-19 – HEERF Institutional Portion
Assistance Listing Number: 84.425E, F
Award Number and Year: P425E204740 (5/24/2020 – 6/30/2023)
P425F204690 (8/18/2020 – 6/30/2023)
Compliance Requirement: Reporting – Special Reporting
Type of Finding: Material Weakness in Internal Control Over Compliance, Material Noncompliance

Recommendation:

The College should review and enhance internal controls and procedures to ensure that it maintains documentation supporting the Annual Report and the quarterly student aid portion reports and that this documentation is available for audit.

Explanation of disagreement with audit finding:

There is no disagreement with the audit finding.

Action taken in response to finding:

The College's 2021 Year 2 Annual HEERF-Student Aid report table (Page 3 Table 8a Row 2) was corrected March 24, 2023 and in agreement with Delaware Tech's student ledger detail (Banner student accounting system extract) when the federal reporting system was open for limited system data entry time. The Year 2 report was corrected and resubmitted as 2022 Year 3 Annual HEERF report filed. Filing is saved for audit review per federal system acceptance communicated.

Additional Fiscal Accounting staff have trained to assist the Financial Aid Office with Quarterly HEERF Student Aid Reporting, report posting within 10 days post quarter end, and grant records management for immediate availability. The college continues to review and enhance our HEERF reporting internal controls with reports compiled and confirmed by a team ensuring multiple layers of reconciliation and final system report filing confirmation. Improved data summaries from system extracts with use of website tracking and snapshots at a single point-in-time are in place to support timely reporting and audit verification with the College's quarterly and cumulative student award disbursement ledger detail. All website update requests will occur via use of the College's Web Request ticketing system ending with a copy of the site update each quarter.

Name(s) of the contact person(s) responsible for corrective action:

Carol Rhodes, Assistant Vice President for Finance

Planned completion date for corrective action plan:

March 2023

OFFICE OF THE PRESIDENT

P.O. Box 897, Dover, DE 19903 | 302.857.1600 | www.dtcc.edu

SUMMARY SCHEDULE OF PRIOR AUDIT FINDINGS

OFFICE OF THE
DIRECTOR



P.O. BOX 9950
WILMINGTON, DELAWARE 19809

Reference Number: 2021-003
Prior Year Finding: No
Federal Agency: U.S. Department of Labor
State Department Name: Department of Labor
Federal Program: Unemployment Insurance
Assistance Listing Number: 17.225
Award Number and Year: UI325911955A10 (10/1/2018 – 12/31/2021)
UI340502055A10 (10/1/2019 – 12/31/2022)
Compliance Requirement: Reporting – ETA 2208A, Quarterly UI Above-Base Report
Type of Finding: Material Weakness in Internal Control over Compliance, Material Noncompliance

Condition:

The Division was unable to provide support for the ETA 2208A – Quarterly UI Above-Base Reports. In addition, reports were not filed timely.

Current Year Status:

Not Corrected. [Refer to current year finding 2022-006.]

Reason for finding's reoccurrence: There is no disagreement with the audit finding.

Action taken in response to finding: The Fiscal department has added to our Policy and Procedures the terms of the reporting period being 30 days after then end of the quarter. It was also posted on a group calendar to begin work on the reports at 20 days after quarter end.

Name(s) of the contact person(s) responsible for corrective action: Laurie Wexler

Planned completion date for corrective action plan: 01/03/2023



Reference Number: 2021-004
Prior Year Finding: No
Federal Agency: U.S. Department of Labor
State Department Name: Department of Labor
Federal Program: Unemployment Insurance
Assistance Listing Number: 17.225
Award Number and Year: UI325911955A10 (10/1/2018 – 12/31/2021)
UI340502055A10 (10/1/2019 – 12/31/2022)
Compliance Requirement: Reporting – ETA 191, Financial Status of UCFE/UCX Financial Status of UCFE/UCX
Type of Finding: Significant Deficiency in Internal Control over Compliance, Other Matters

Condition:

Errors were noted in the submitted ETA 191 – Financial Status of UCFE/UCX report. Support for the 9/30/2020 quarterly report did not match the amounts reported. Reported amounts for UCFE exceeded support by \$11,255, or 10%, and for UCFX by \$9,992, or 6%.

Current Year Status:

ECO management team and SMEs met with ETA officials to receive the proper guidance around the completion of the ETA 191 report. Staff Updated processes to ensure ETA 191 is correct/timely going forward.



Reference Number: 2021-005
Prior Year Finding: No
Federal Agency: U.S. Department of Labor
State Department Name: Department of Labor
Federal Program: Unemployment Insurance
Assistance Listing Number: 17.225
Award Number and Year: UI325911955A10 (10/1/2018 – 12/31/2021)
UI340502055A10 (10/1/2019 – 12/31/2022)
Compliance Requirement: Special Tests and Provisions – Employer Experience Rating
Type of Finding: Significant Deficiency in Internal Control over Compliance, Other Matters

Condition:

The Division incorrectly calculated employer experience ratings. Quarterly tax reports contained employer payments that were made at a rate inconsistent with the assigned contribution rate.

Current Year Status:

Not Corrected. [Refer to current year finding 2022-005.]

Reason for finding's reoccurrence:

MERIT rating was completed on a Emergency Rule due to COVID 19 pandemic. Mainframe system required manual intervention to complete this special law. DOL does not consider the rate the employer places on the UC8 tax form only the rate assessed. The accounts that were incorrect were a result of the special rule and needed constant manual intervention. Should an overpayment occur DOL notifies employer of credit and allows them to utilize that on future quarterly payments. If the credit cannot be used we issue a check for the refund. DOL Staff created Emergency Rule 21 changing the tax table to correct the mainframe issue.

Name(s) of the contact person(s) responsible for corrective action:

Laura Henderson

Planned completion date for corrective action plan:

Resolved

OFFICE OF THE
DIRECTOR



P.O. BOX 9950
WILMINGTON, DELAWARE 19809

Reference Number: 2021-006
Prior Year Finding: 2020-015
Federal Agency: U.S. Department of Labor
State Department Name: Department of Labor
Federal Program: Unemployment Insurance
CFDA Number: 17.225
Award Number and Year: UI325911955A10 (10/1/2018 – 12/31/2021); UI340502055A10 (10/1/2019 – 12/31/2022)
Compliance Requirement: Special Tests – UI Program Integrity - Overpayments
Type of Finding: Significant Deficiency in Internal Control over Compliance, Other Matters

Condition:

A claimant received an overpayment, and the Department did not initiate required procedures for identifying the basis for the overpayment and offsetting debts resulting from the overpayment.

Current Year Status:

Corrected

Reason for finding's reoccurrence:

Previous Response:

Management recognizes the operational burden Covid-related volumes placed on the Overpayments unit. The need for more extensive procedural training, particularly among contract employees, is evident. To address this need, resources from NASWA (Fraud investigation training) and the Project Management Office (detection software in Modernization project) will be employed to augment internal BPC training initiatives.

Steps are also being taken to use a centralized, paperless system to ensure all notations, communications and documentation are easily accessible for processing purposes.

03/27/2023 Response:

Refresher training has been given to all existing staff. All SOP's have been updated and saved on a shared drive. The shared drive is available to all BPC staff. DOL UI Training department has developed a training manual for all staff. The training manual has been made available to all staff. One on one training, monthly department meetings and position specific meetings are conducted to ensure all have received updates on policies and procedures.

All case decisions written by contractual staff are reviewed by a merit employee to ensure accuracy.

All staff has completed NASWA training.

All case files are being stored electronically and access to shared drive used by other departments have been added for easy accessibility to supporting documentation.

Name(s) of the contact person(s) responsible for corrective action: Rachael Griffith



State of Delaware
Office of Management and Budget

Reference Number: 2021-007
Prior Year Finding: No
Federal Agency: U.S. Department of the Treasury
State Department Name: Delaware Office of Management and Budget
Federal Program: COVID-19 – Coronavirus Relief Fund
Assistance Listing Number: 21.019
Award Number and Year: SLT0034, SLT0242 (3/1/2020 – 12/31/2021)
Compliance Requirement: Subrecipient Monitoring
Type of Finding: Material Weakness in Internal Control Over Compliance,
Material Noncompliance

Condition:

Delaware Office of Management and Budget (OMB) did not furnish all required information to its subrecipients at the time of issuance of the subawards. Further, the OMB was not able to provide support that it monitored all subrecipients nor that it ensured its subrecipients were audited as required by 2 CFR Part 200 Subpart F – Audit Requirements (Subpart F).

Current Year Status:

Corrective action was taken, and program compliance has been met.



Reference Number: 2021-008
Prior Year Finding: No
Federal Agency: U.S. Department of Education
State Department Name: Delaware Technical Community College
Federal Program: COVID-19 – HEERF Institutional Portion
Assistance Listing Number: 84.425F
Award Number and Year: P425E204740 (5/24/2020 – 5/11/2022)
P425F204690 (8/18/2020 – 5/14/2022)
Compliance Requirement: Reporting – Quarterly Public Reporting – Institutional Portion
Type of Finding: Significant Deficiency in Internal Control Over Compliance, Other Matters

Condition:

Delaware Technical Community College (the College) did not publish information required for the Quarterly Institutional Portion special report in a timely manner. The March 31, 2021 quarterly report was due no later than April 10, 2021 and the June 30, 2021 quarterly report was due no later than July 10, 2021. Both reports were published on October 10, 2021.

Current Year Status:

Corrective action was taken.



**Delaware Health
And Social Services**

Office of the Secretary

1901 N. DUPONT HIGHWAY, NEW CASTLE, DE 19720 * TELEPHONE 302-255-9040 FAX 302-255-4429

Reference Number: 2021-009
Prior Year Finding: No
Federal Agency: U.S. Department of Health and Human Services
State Department Name: Department of Health and Social Services
State Division Name: Division of Public Health
Federal Program: Immunization Cooperative Agreements, COVID-19 - Immunization Cooperative Agreements
Assistance Listing Number: 93.268
Award Number and Year: NH23IP922598 (7/1/2020 – 9/30/2024)
Compliance Requirement: Allowable Cost/Cost Principles – Time and Effort Reporting
Type of Finding: Significant Deficiency in Internal Control Over Compliance, Other Matters

Condition:

Time and effort certifications were not documented in accordance with federal requirements. The Division was unable to provide adequate support to validate actual payroll expenses charged to the federal program.

Current Year Status:

Corrective action has been implemented.



**Delaware Health
And Social Services**

Office of the Secretary

1901 N. DUPONT HIGHWAY, NEW CASTLE, DE 19720 * TELEPHONE 302-255-9040 FAX 302-255-4429

Reference Number: 2021-010
Prior Year Finding: No
Federal Agency: U.S. Department of Health and Human Services
State Department Name: Department of Health and Social Services
State Division Name: Division of Public Health (DPH)
Federal Program: COVID-19 – Epidemiology and Laboratory Capacity for Infectious Diseases (ELC)
Assistance Listing Number: 93.323
Award Number and Year: NU50CK000497 (8/1/2019 – 7/31/2024)
Compliance Requirement: Allowable Cost/Cost Principles – Time and Effort Reporting
Type of Finding: Material Weakness in Internal Control Over Compliance

Condition:

A delay in providing sufficient support for the payroll expenses was noted for forty of forty employees selected for testing.

Current Year Status:

Not Corrected. [Refer to current year finding 2022-012.]

Reason for finding's reoccurrence:

The Division of Public Health Laboratory (DPHL) has been working to implement corrective action. The implementation timeline overlapped into the current audit period.

Name(s) of the contact person(s) responsible for corrective action:

Wes Holleger, Laboratory Deputy Director, Division of Public Health

Planned completion date for corrective action plan:

June 30, 2023



**Delaware Health
And Social Services**

Office of the Secretary

1901 N. DUPONT HIGHWAY, NEW CASTLE, DE 19720 * TELEPHONE 302-255-9040 FAX 302-255-4429

Reference Number: 2021-011
Prior Year Finding: No
Federal Agency: U.S. Department of Health and Human Services
State Department Name: Department of Health and Social Services
State Division Name: Division of Public Health
Federal Program: COVID-19 – Epidemiology and Laboratory Capacity for Infectious Diseases (ELC)
Assistance Listing Number: 93.323
Award Number and Year: NU50CK000497 (8/1/2019 – 7/31/2024)
Compliance Requirement: Reporting
Type of Finding: Material Weakness in Internal Control Over Compliance, Material Noncompliance

Condition:

The Division was unable to provide support that quarterly performance and progress reports were filed timely.

Current Year Status:

Not Corrected. [Refer to current year finding 2022-013.]

Reason for finding's reoccurrence:

The Division of Public Health (DPH) filed its quarterly Progress Monitoring reports timely but failed to maintain supporting documentation. DPH is saving all reports as PDF documents as they are submitted to the Federal Program via REDCap to timestamp the submission dates. The Federal Program announced that they were switching from the REDCap system to the CAMP system for compliance reporting. We verified that the CAMP system will not have the function to pull timestamped records, therefore we will continue the process of saving PDF documents from the new system, to show timely submission. DPH will continue evaluate the current process for submission of the compliance reporting to check for gaps in the process.

Name(s) of the contact person(s) responsible for corrective action:

Wes Holleger, Laboratory Deputy Director, Division of Public Health

Planned completion date for corrective action plan:

June 30, 2023



**Delaware Health
And Social Services**

Office of the Secretary

1901 N. DUPONT HIGHWAY, NEW CASTLE, DE 19720 * TELEPHONE 302-255-9040 FAX 302-255-4429

Reference Number: 2021-012
Prior Year Finding: No
Federal Agency: U.S. Department of Health and Human Services
State Department Name: Department of Health and Social Services
State Division Name: Division of Public Health
Federal Program: COVID-19 – Epidemiology and Laboratory Capacity for Infectious Diseases (ELC)
Assistance Listing Number: 93.323
Award Number and Year: NU50CK000497 (8/1/2019 – 7/31/2024)
Compliance Requirement: Equipment and Real Property Management
Type of Finding: Significant Deficiency in Internal Control Over Compliance, Other Matters

Condition:

The Division did not include items of equipment purchased with federal funds in their required physical inventory. As such, the ELC property records were inaccurate.

Current Year Status:

Corrective action has been implemented. .



**Delaware Health
And Social Services**

Office of the Secretary

1901 N. DUPONT HIGHWAY, NEW CASTLE, DE 19720 * TELEPHONE 302-255-9040 FAX 302-255-4429

Reference Number: 2021-013
Prior Year Finding: No
Federal Agency: U.S. Department of Health and Human Services
State Department Name: Department of Health and Social Services
State Division Name: Division of State Service Centers
Federal Program: Low-Income Home Energy Assistance, COVID-19 - Low-Income Home Energy Assistance
Assistance Listing Number: 93.568
Award Number and Year: 2001DELIEA (10/1/2019 – 12/31/2024), 2101DELIEA (10/1/2020 – 12/31/2025), 2001DEE5C3 (3/27/2020 – 12/29/2021)
Compliance Requirement: Reporting – Federal Funding Accountability and Transparency Act (FFATA)
Type of Finding: Material Weakness in Internal Control Over Compliance, Material Noncompliance

Condition:

The Division did not report required subaward information to FSRS for first-tier subawards of \$30,000 or more.

Current Year Status:

Not Corrected. [Refer to current year finding 2022-017.]

Reason for finding's reoccurrence:

The Division has developed internal controls and procedures to ensure that FFATA reporting requirements are met and subawards are reported accurately and timely to FSRS. Specifically, the Division and Fiscal staff will work together to collect required information from the contractors and enter the FFATA information into FSRS portal. All contracts will have additional pages (through appendices) to collect information for FFATA reporting.

Name(s) of the contact person(s) responsible for corrective action:

Christopher Antonio
Haly Laasme-McQuilkin

Planned completion date for corrective action plan:

June 30, 2023



**Delaware Health
And Social Services**

Office of the Secretary

1901 N. DUPONT HIGHWAY, NEW CASTLE, DE 19720 * TELEPHONE 302-255-9040 FAX 302-255-4429

Reference Number: 2021-014
Prior Year Finding: No
Federal Agency: U.S. Department of Health and Human Services
State Department Name: Department of Health and Social Services
State Division Name: Division of Medicaid and Medical Assistance
Federal Program: Children's Health Insurance Program (CHIP)
Assistance Listing Number: 93.767
Award Number and Year: 2105DE5021 (10/1/2020 – 9/30/2022)
Compliance Requirement: Period of Performance
Type of Finding: Significant Deficiency in Internal Control over Compliance, Other Matters

Condition:

Costs were incurred and charged to the federal grant prior to the allowable start of the period of performance.

Current Year Status:

Not Corrected. [Refer to current year finding 2022-018.]

Reason for finding's reoccurrence:

Federal requirement is that CHIP draws, expenditures and reporting are done on a cost basis. DMMA reports based on the date of the draw, not the date of the invoice. The Division is exploring ways to meet all grant compliance requirements.

Name(s) of the contact person(s) responsible for corrective action:

Unkyong Goldie

Planned completion date for corrective action plan:

September 30, 2023



**Delaware Health
And Social Services**

Office of the Secretary

1901 N. DUPONT HIGHWAY, NEW CASTLE, DE 19720 * TELEPHONE 302-255-9040 FAX 302-255-4429

Reference Number: 2021-015
Prior Year Finding: 2020-003
Federal Agency: U.S. Department of Health and Human Services
State Department Name: Department of Health and Social Services
State Division Name: Division of Medicaid and Medical Assistance
Federal Program: Medicaid Cluster, and Children's Health Insurance Program
Assistance Listing Number: 93.775, 93.777, 93.778 and 93.767
Award Number and Year: 2105DE5MAP (10/1/2020 – 9/30/2021),
2005DE5MAP (10/1/2019 – 9/30/2020)
2005DE5021 (10/1/2019 – 9/30/2021);
2105DE5021 (10/1/2020 – 9/30/2022)
Compliance Requirement: Special Tests – Provider Eligibility
Type of Finding: Material Weakness in Internal Control over Compliance,
Material Noncompliance

Condition:

The Division is not in compliance with federal regulations relating to provider eligibility requirements for both new and revalidated providers.

Current Year Status:

Not Corrected. [Refer to current year finding 2022-021.]

Reason for finding's reoccurrence:

The Division of Medicaid and Medical Assistance (DDMMA) has been working to implement corrective action. The implementation timeline overlapped into the current audit period.

Name(s) of the contact person(s) responsible for corrective action:

Kathleen Dougherty

Planned completion date for corrective action plan:

September 30, 2023



**Delaware Health
And Social Services**

Office of the Secretary

1901 N. DUPONT HIGHWAY, NEW CASTLE, DE 19720 * TELEPHONE 302-255-9040 FAX 302-255-4429

Reference Number: 2021-016
Prior Year Finding: No
Federal Agency: U.S. Department of Health and Human Services
State Department Name: Department of Health and Social Services
State Division Name: Division of Medicaid and Medical Assistance
Federal Program: Medicaid Cluster
Assistance Listing Number: 93.775, 93.777, 93.778
Award Number and Year: 2105DE5MAP (10/1/2020 – 9/30/2021),
2005DE5MAP (10/1/2019 – 9/30/2020)
Compliance Requirement: Special Tests – Managed Care Financial Audit
Type of Finding: Material Weakness in Internal Control over Compliance,
Material Noncompliance

Condition:

The Division did not conduct or contract for independent audits of its managed care providers within the last three years and as such, results were not posted to their website.

Current Year Status:

Not Corrected. [Refer to current year finding 2022-020.]

Reason for finding's reoccurrence:

The Division of Medicaid and Medical Assistance (DDMMA) has been working to implement corrective action. The implementation timeline overlapped into the current audit period.

Name(s) of the contact person(s) responsible for corrective action:

Kathleen Dougherty
Michele Stant

Planned completion date for corrective action plan:

June 30, 2023



**Delaware Health
And Social Services**

Office of the Secretary

1901 N. DUPONT HIGHWAY, NEW CASTLE, DE 19720 * TELEPHONE 302-255-9040 FAX 302-255-4429

Reference Number: 2021-017
Prior Year Finding: 2020-004
Federal Agency: U.S. Department of Health and Human Services
State Department Name: Department of Health and Social Services
State Division Name: Division of Medicaid and Medical Assistance
Federal Program: Medicaid Cluster
Assistance Listing Number: 93.775, 93.777, 93.778
Award Number and Year: 2105DE5MAP (10/1/2020 – 9/30/2021), 2005DE5MAP (10/1/2019 – 9/30/2020)
Compliance Requirement: Special Tests – Provider Health and Safety Standards
Type of Finding: Significant Deficiency in Internal Control over Compliance, Other Matters

Condition:

The Division is not in compliance with federal regulations relating to provider health and safety standards.

Current Year Status:

Corrective action has been implemented.



**Delaware Health
And Social Services**

Office of the Secretary

1901 N. DUPONT HIGHWAY, NEW CASTLE, DE 19720 * TELEPHONE 302-255-9040 FAX 302-255-4429

Reference Number: 2021-018
Prior Year Finding: 2020-006
Federal Agency: U.S. Department of Health and Human Services
State Department Name: Department of Health and Social Services
State Division Name: Division of Substance Abuse and Mental Health
Federal Program: Opioid STR, COVID-19 - Opioid STR
Assistance Listing Number: 93.788
Award Number and Year: H79TI081735 (9/30/2018 – 9/29/2020),
H79TI083305 (9/30/2020 – 9/29/2022)
Compliance Requirement: Subrecipient Monitoring
Type of Finding: Material Weakness in Internal Control over Compliance,
Material Noncompliance

Condition:

The Division did not furnish all required information to its subrecipients at the time of issuance of the subawards. Further, the Division was not able to provide support that it monitored all subrecipients nor that it ensured its subrecipients were audited as required by 2 CFR Part 200 Subpart F – Audit Requirements (Subpart F).

Current Year Status:

Not Corrected. [Refer to current year finding 2022-023.]

Reason for finding's reoccurrence:

The Division of Substance Abuse and Mental Health (DSAMH) has been working to implement corrective action. The implementation timeline overlapped into the current audit period.

Name(s) of the contact person(s) responsible for corrective action:

Mequoria Bowden, Chief of Administration, Office of the Secretary Administration

Planned completion date for corrective action plan:

October 31, 2023



**Delaware Health
And Social Services**

Office of the Secretary

1901 N. DUPONT HIGHWAY, NEW CASTLE, DE 19720 * TELEPHONE 302-255-9040 FAX 302-255-4429

Reference Number: 2021-019
Prior Year Finding: 2020-007
Federal Agency: U.S. Department of Health and Human Services
State Department Name: Department of Health and Social Services
State Division Name: Division of Substance Abuse and Mental Health
Federal Program: Opioid STR, COVID-19 - Opioid STR
Assistance Listing Number: 93.788
Award Number and Year: H79TI081735 (9/30/2018 – 9/29/2020), H79TI083305
(9/30/2020 – 9/29/2022)
Compliance Requirement: Procurement
Type of Finding: Material Weakness in Internal Control over Compliance,
Material Noncompliance

Condition:

The Division was unable to provide documentation to support compliance with the required state procurement processes for professional services contracts.

Current Year Status:

Corrective action has been implemented..



**Delaware Health
And Social Services**

Office of the Secretary

1901 N. DUPONT HIGHWAY, NEW CASTLE, DE 19720 * TELEPHONE 302-255-9040 FAX 302-255-4429

Reference Number: 2021-020
Prior Year Finding: No
Federal Agency: U.S. Department of Health and Human Services
State Department Name: Department of Health and Social Services
State Division Name: Division of Substance Abuse and Mental Health
Federal Program: Opioid STR, COVID-19 - Opioid STR
Assistance Listing Number: 93.788
Award Number and Year: H79TI081735 (9/30/2018 – 9/29/2020),
H79TI083305 (9/30/2020 – 9/29/2022)
Compliance Requirement: Reporting – Federal Funding Accountability and Transparency Act (FFATA)
Type of Finding: Material Weakness in Internal Control over Compliance,
Material Noncompliance

Condition:

The Division did not report required subaward information to FSRs for first-tier subawards of \$30,000 or more.

Current Year Status:

Not Corrected. [Refer to current year finding 2022-022.]

Reason for finding's reoccurrence:

The Division will reevaluate its current process, implement proper controls for FFATA reporting standards, and ensure subawards are reviewed timely. In addition, staff will be assigned to verify information prior to being keyed into FSRs.

Name(s) of the contact person(s) responsible for corrective action:

Mequoria Bowden, Chief of Administration, Office of the Secretary Administration

Planned completion date for corrective action plan:

October 31, 2023



**Delaware Health
And Social Services**

Office of the Secretary

1901 N. DUPONT HIGHWAY, NEW CASTLE, DE 19720 * TELEPHONE 302-255-9040 FAX 302-255-4429

Reference Number: 2021-021
Prior Year Finding: No
Federal Agency: U.S. Department of Health and Human Services
State Department Name: Department of Health and Social Services
State Division Name: Division of Substance Abuse and Mental Health
Federal Program: Opioid STR, COVID-19 - Opioid STR
Assistance Listing Number: 93.788
Award Number and Year: H79TI081735 (9/30/2018 – 9/29/2020), H79TI083305
(9/30/2020 – 9/29/2022)
Compliance Requirement: Allowable Cost/Cost Principles – Time and Effort Reporting
Type of Finding: Significant Deficiency in Internal Control Over Compliance,
Other Matters

Condition:

Time and effort certifications were not documented in accordance with federal requirements. The Division was unable to provide adequate support to validate actual payroll expenses charged to the federal program.

Current Year Status:

Corrective action has been implemented..



**Delaware Health
And Social Services**

Office of the Secretary

1901 N. DUPONT HIGHWAY, NEW CASTLE, DE 19720 * TELEPHONE 302-255-9040 FAX 302-255-4429

Reference Number: 2021-022
Prior Year Finding: No
Federal Agency: U.S. Department of Health and Human Services
State Department Name: Department of Health and Social Services
State Division Name: Division of Substance Abuse and Mental Health
Federal Program: Opioid STR, COVID-19 - Opioid STR
Assistance Listing Number: 93.788
Award Number and Year: H79TI081735 (9/30/2018 – 9/29/2020), H79TI083305
(9/30/2020 – 9/29/2022)
Compliance Requirement: Period of Performance
Type of Finding: Significant Deficiency in Internal Control Over Compliance,
Other Matters

Condition:

Costs were incurred and charged to the federal grant prior to the allowable start of the period of performance.

Current Year Status:

Corrective action has been implemented.



**Delaware Health
And Social Services**

Office of the Secretary

1901 N. DUPONT HIGHWAY, NEW CASTLE, DE 19720 * TELEPHONE 302-255-9040 FAX 302-255-4429

Reference Number: 2021-023
Prior Year Finding: 2020-008
Federal Agency: U.S. Department of Health and Human Services
State Department Name: Department of Health and Social Services
State Division Name: Division of Substance Abuse and Mental Health
Federal Program: Opioid STR, COVID-19 - Opioid STR
Assistance Listing Number: 93.788
Award Number and Year: H79TI081735 (9/30/2018 – 9/29/2020), H79TI083305 (9/30/2020 – 9/29/2022)
Compliance Requirement: Suspension and Debarment
Type of Finding: Significant Deficiency in Internal Control Over Compliance, Other Matters

Condition:

The Division did not determine the suspension and debarment status on vendors with expenditures exceeding \$25,000 as required by federal regulations.

Current Year Status:

Corrective action has been implemented.



**Delaware Health
And Social Services**

Office of the Secretary

1901 N. DUPONT HIGHWAY, NEW CASTLE, DE 19720 * TELEPHONE 302-255-9040 FAX 302-255-4429

Reference Number: 2021-024
Prior Year Finding: 2020-005
Federal Agency: U.S. Department of Health and Human Services
State Department Name: Department of Health and Social Services
State Division Name: Division of Substance Abuse and Mental Health
Federal Program: Block Grants for Prevention and Treatment of Substance Abuse
Assistance Listing Number: 93.959
Award Number and Year: B08TI010009 (10/1/2018 – 9/30/2020), B08TI083060
(10/1/2019 – 9/30/2021), B08TI083488 (10/1/2020 – 9/30/2022)
Compliance Requirement: Subrecipient Monitoring
Type of Finding: Material Weakness in Internal Control over Compliance,
Material Noncompliance

Condition:

The Division was not able to provide supporting documentation that it furnished required information to its subrecipients at the time of subaward, monitored its subrecipients, or ensured its subrecipients were audited as required by 2 CFR Part 200 Subpart F – Audit Requirements (Subpart F).

Current Year Status:

Not Corrected. [Refer to current year finding 2022-024.]

Reason for finding's reoccurrence:

The Division has been working to implement corrective action. The implementation timeline overlapped into the current audit period.

Name(s) of the contact person(s) responsible for corrective action:

Mequoria Bowden, Chief of Administration Office of the Secretary Administration

Planned completion date for corrective action plan:

October 31, 2023



**Delaware Health
And Social Services**

Office of the Secretary

1901 N. DUPONT HIGHWAY, NEW CASTLE, DE 19720 * TELEPHONE 302-255-9040 FAX 302-255-4429

Reference Number: 2021-025
Prior Year Finding: No
Federal Agency: U.S. Department of Health and Human Services
State Department Name: Department of Health and Social Services
State Division Name: Division of Substance Abuse and Mental Health
Federal Program: Block Grants for Prevention and Treatment of Substance Abuse
Assistance Listing Number: 93.959
Award Number and Year: B08TI010009 (10/1/2018 – 9/30/2020), B08TI083060 (10/1/2019 – 9/30/2021), B08TI083488 (10/1/2020 – 9/30/2022)
Compliance Requirement: Allowable Cost/Cost Principles – Time and Effort Reporting
Type of Finding: Significant Deficiency in Internal Control Over Compliance

Condition:

The Division did not have effective controls in place for monitoring and obtaining adequate support to validate actual payroll expenses charged to the federal program. Time and effort certifications were not obtained until more than ten months after fiscal year end.

Current Year Status:

Not Corrected. [Refer to current year finding 2022-027.]

Reason for finding's reoccurrence:

The Division of Substance Abuse and Mental Health (DSAMH) has been working to implement corrective action. The implementation timeline overlapped into the current audit period.

Name(s) of the contact person(s) responsible for corrective action:

Mequoria Bowden, Chief of Administration, Office of the Secretary Administration

Planned completion date for corrective action plan:

October 31, 2023



**Delaware Health
And Social Services**

Office of the Secretary

1901 N. DUPONT HIGHWAY, NEW CASTLE, DE 19720 * TELEPHONE 302-255-9040 FAX 302-255-4429

Reference Number: 2021-026
Prior Year Finding: No
Federal Agency: U.S. Department of Health and Human Services
State Department Name: Department of Health and Social Services
State Division Name: Division of Substance Abuse and Mental Health
Federal Program: Block Grants for Prevention and Treatment of Substance Abuse
Assistance Listing Number: 93.959
Award Number and Year: B08TI083488 (10/1/2020 – 9/30/2022)
Compliance Requirement: Period of Performance and Allowable Costs/Cost Principles
Type of Finding: Significant Deficiency in Internal Control Over Compliance, Other Matters

Condition:

Costs were incurred and charged to the federal grant prior to the allowable start of the period of performance. In addition, one of these payments was a duplicate payment. The federal grant was incorrectly charged and reimbursed twice for the same expenditure.

Current Year Status:

Corrective action has been implemented.



Delaware Emergency Management Agency

STATE OF DELAWARE | DEPARTMENT OF SAFETY AND HOMELAND SECURITY

ADDRESS

165 Brick Store Landing Road
Smyrna, Delaware 19977

PHONE

302-659-DEMA (3362)

STAY CONNECTED

   DelawareEMA

Reference Number: 2021-027

Prior Year Finding: No

Federal Agency: U.S. Department Homeland Security

State Department Name: Department of Safety and Homeland Security,
Federal Emergency Management Agency (FEMA)

State Division Name: Delaware Emergency Management Agency
(DEMA)

Federal Program: Disaster Grants - Public Assistance (Presidentially
Declared Disasters), COVID-19 - Disaster Grants - Public Assistance
(Presidentially Declared Disasters)

Assistance Listing Number: 97.036

Award Number and Year: 4526-DR-DE (2020), 4566-DR-DE (2021)

Compliance Requirement: Subrecipient Monitoring

Type of Finding: Material Weakness in Internal Control Over
Compliance, Material Noncompliance

Condition:

DEMA did not furnish all required information to its subrecipients at the time of issuance of the subawards. Further, DEMA was not able to provide support that it ensured its subrecipients were audited as required by 2 CFR Part 200 Subpart F – Audit Requirements (Subpart F).

Current Year Status:

Not Corrected. [Refer to current year finding 2022-029.]

Reason for finding's reoccurrence:

Plan of action initiated in the State FY23 after deficiency identified and a contractor hired to review internal controls under the Public Assistance program. Contractor has initiated the monitoring of subrecipients and a review of independent audits as required by 2 CFR Part 200 Subpart F – Audit Requirements.

Name(s) of the contact person(s) responsible for corrective action:

Tramaine Childs
Disaster Recovery Specialist
Innovative Emergency Management Inc.
318.278.2813 (Mobile)
Tramaine.Childs@iem.com

Planned completion date for corrective action plan:

September 26, 2022



Reference Number: 2021-028
Prior Year Finding: No
Federal Agency: U.S. Department Homeland Security, Federal Emergency Management Agency (FEMA)
State Department Name: Department of Labor
State Division Name: Division of Unemployment Insurance
Federal Program: COVID-19 – Presidential Declared Disaster Assistance to Individuals and Households - Other Needs
Assistance Listing Number: 97.050
Award Number and Year: 4526DRDESPLW (8/1/2020 – 3/27/2022)
Compliance Requirement: Reporting
Type of Finding: Material Weakness in Internal Control Over Compliance, Material Noncompliance

Condition:

The Division did not submit the Lost Wages Weekly Report nor the SF-425 Federal Financial Report as required by program reporting requirements.

Current Year Status: *[Select one]*

Corrective action was taken.

OR

Not Corrected. [Refer to current year finding 2022-XXX.]

The following are required if the finding was not corrected:

Reason for finding's reoccurrence:

Name(s) of the contact person(s) responsible for corrective action:

Darryl Scott, Director

Planned completion date for corrective action plan: **Completed**



Reference Number: 2021-029
Prior Year Finding: No
Federal Agency: U.S. Department Homeland Security, Federal Emergency Management Agency (FEMA)
State Department Name: Department of Labor
State Division Name: Division of Unemployment Insurance
Federal Program: COVID-19 – Presidential Declared Disaster Assistance to Individuals and Households - Other Needs
Assistance Listing Number: 97.050
Award Number and Year: 4526DRDESPLW (8/1/2020 – 3/27/2022)
Compliance Requirement: Eligibility
Type of Finding: Significant Deficiency in Internal Control over Compliance, Other Matters

Condition:

The Division did not ensure that all claimants receiving benefits were eligible.

Current Year Status: *[Select one]*

Corrective action was taken.

OR

Not Corrected. [Refer to current year finding 2022-XXX.]

The following are required if the finding was not corrected:

Reason for finding's reoccurrence:

Name(s) of the contact person(s) responsible for corrective action:

Darryl Scott, Director

Planned completion date for corrective action plan: **Completed**